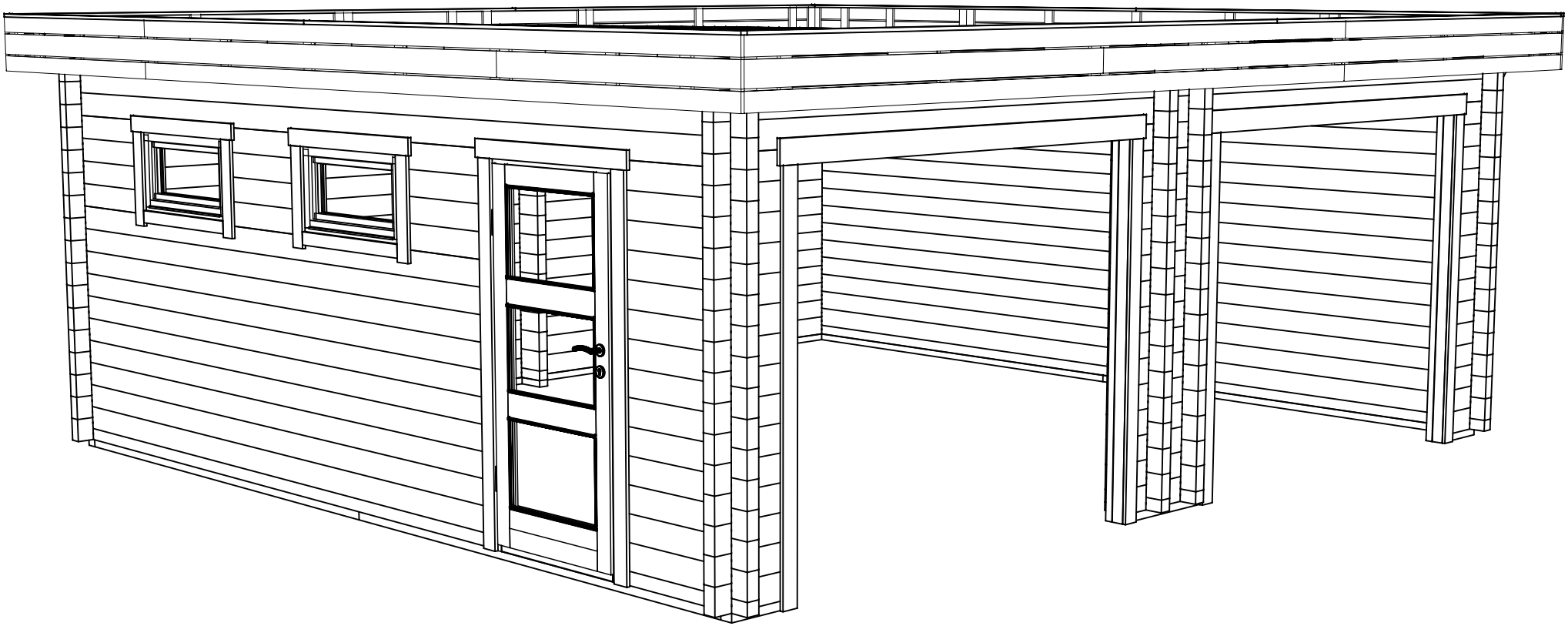

Model	7056488	Seite/Page	1
Zeichnung/Drawing	3D	Maßstab/Scale	
Profil/Profile	70x135	Datum/Date	25.09.2023
Zeichner/Drafter	SRM	File	7056488.dwg

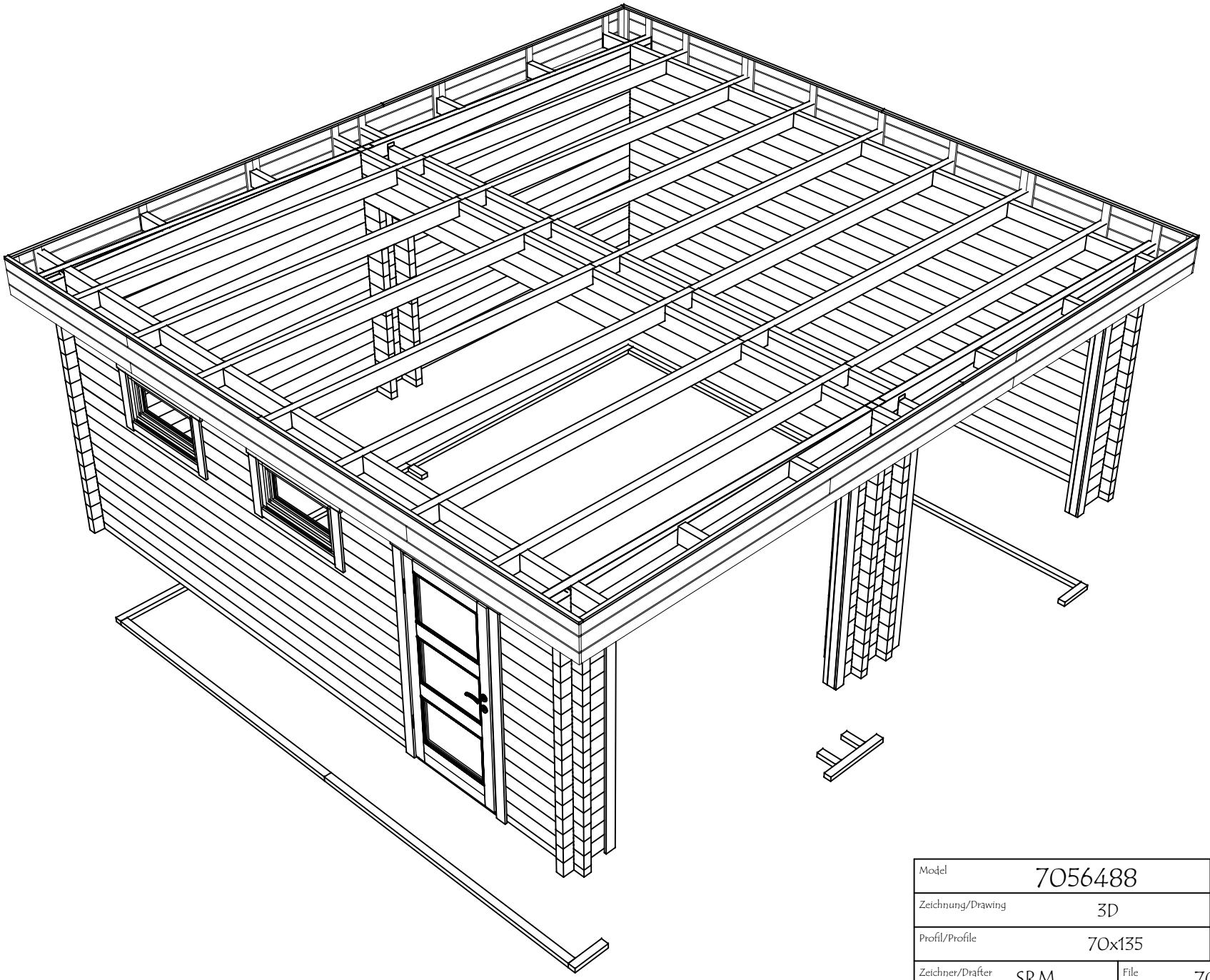

Model	7056488	Seite/Page	2
Zeichnung/Drawing	3D	Maßstab/Scale	
Profil/Profile	70x135	Datum/Date	25.09.2023
Zeichner/Drafter	SRM	File	7056488.dwg

H = 1.600 m
TOTAL: 34.42 m2

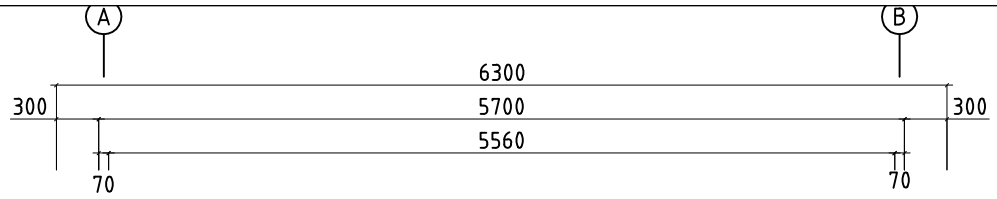

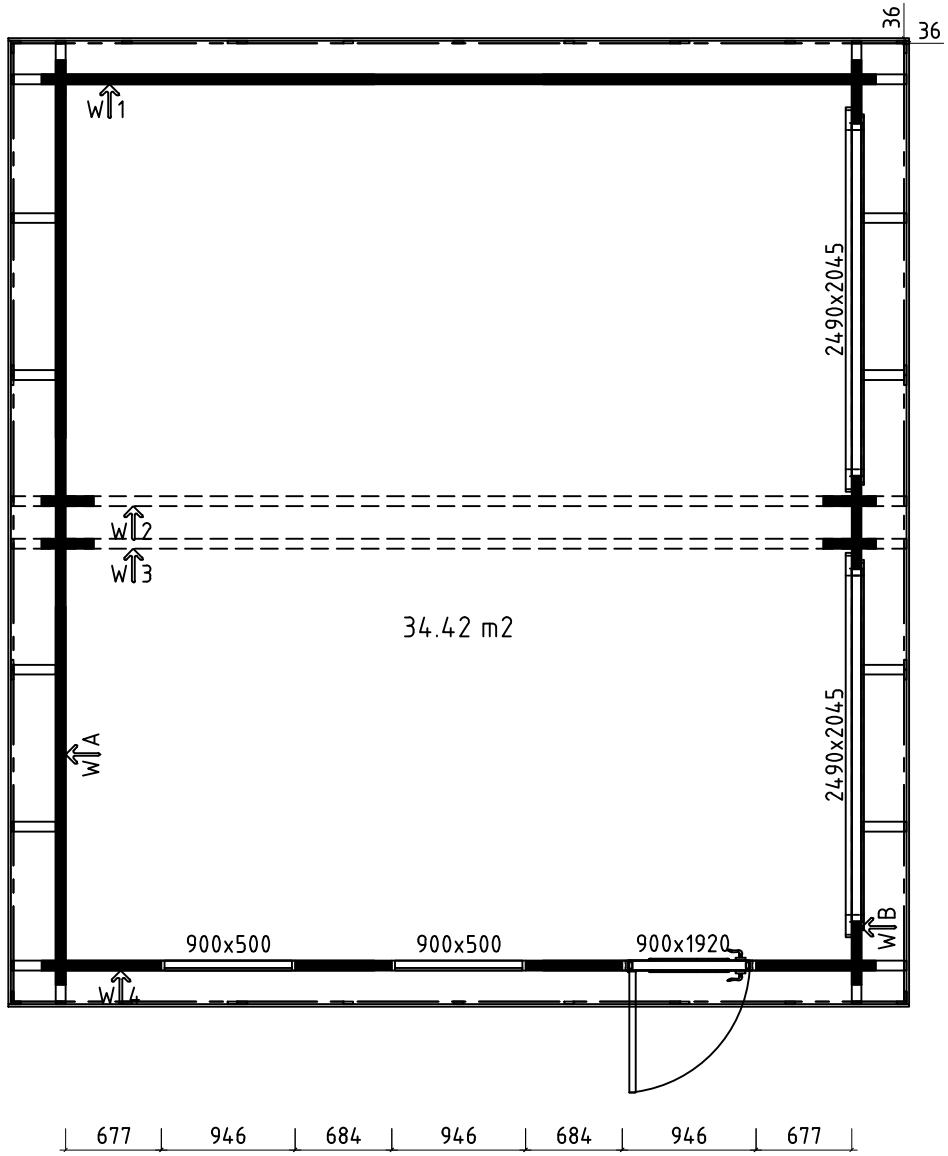

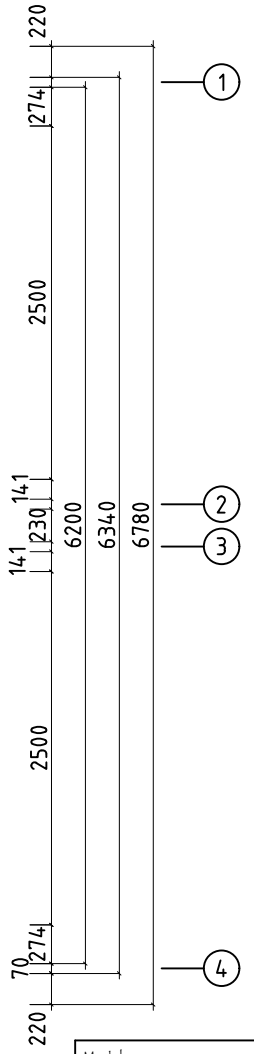

Model	7056488	Page-Seite-Page	3
View/Aussicht/Vue	GROUNDPLAN - GRUNDPLAN - PLAN DE MASSE	Scale-Maßstab-Echelle	1:50
Material-Material-Matériel	70x135	Date-Datum-Date	25.09.2023
Drafter/Zeichner/Rédacteur	SRM	File	7056488.dwg

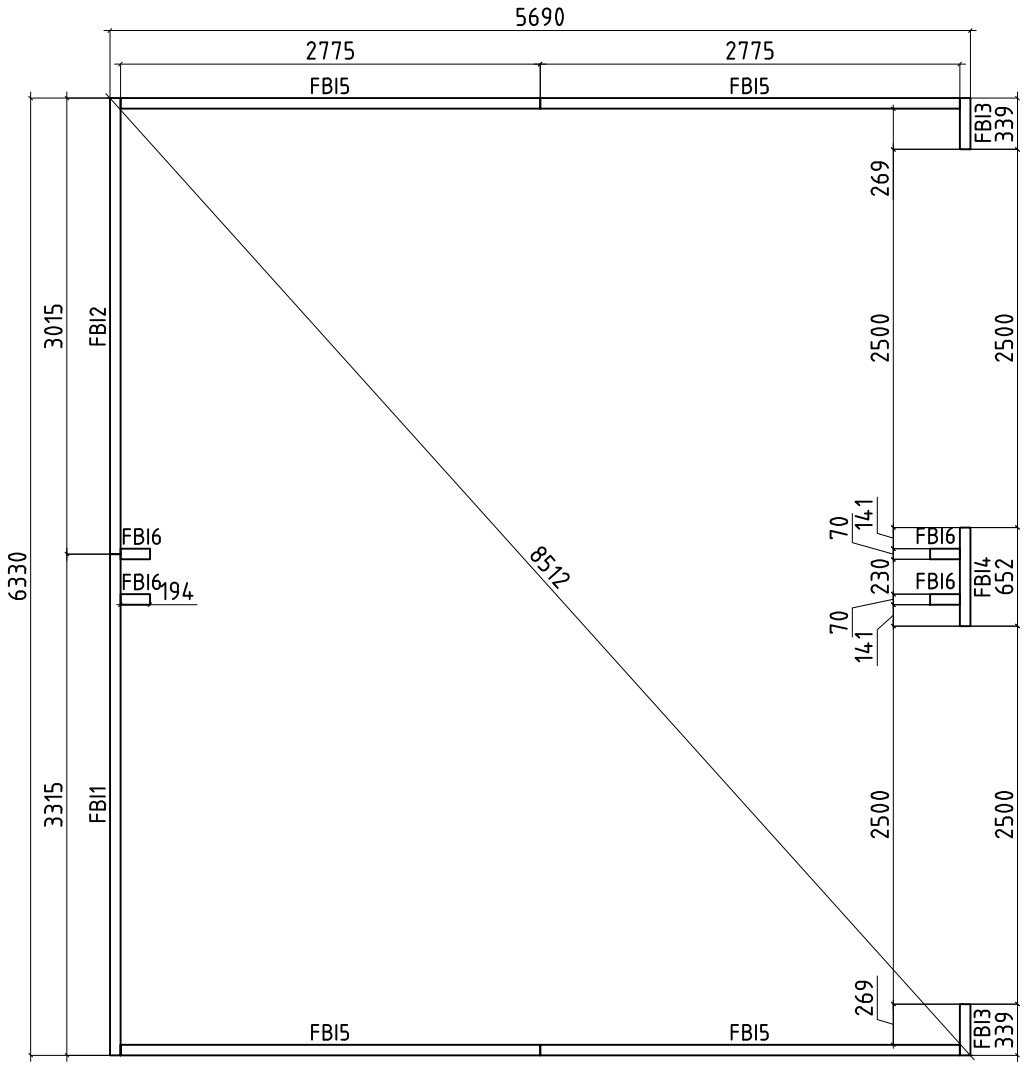

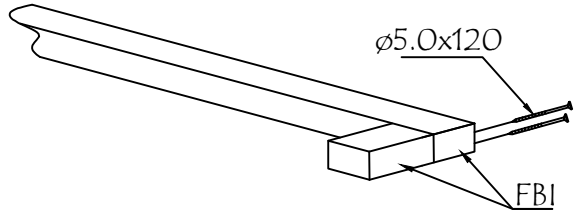

Model	7056488	Page-Seite-Page	4
View/Aussicht/Vue FOUNDATION - FUNDAMENT - FONDATION		Scale-Maßstab-Echelle	1:50
Material-Material-Matériel	70x45	Date-Datum-Date	25.09.2023
Drafter/Zeichner/Rédacteur	SRM	File	7056488.dwg

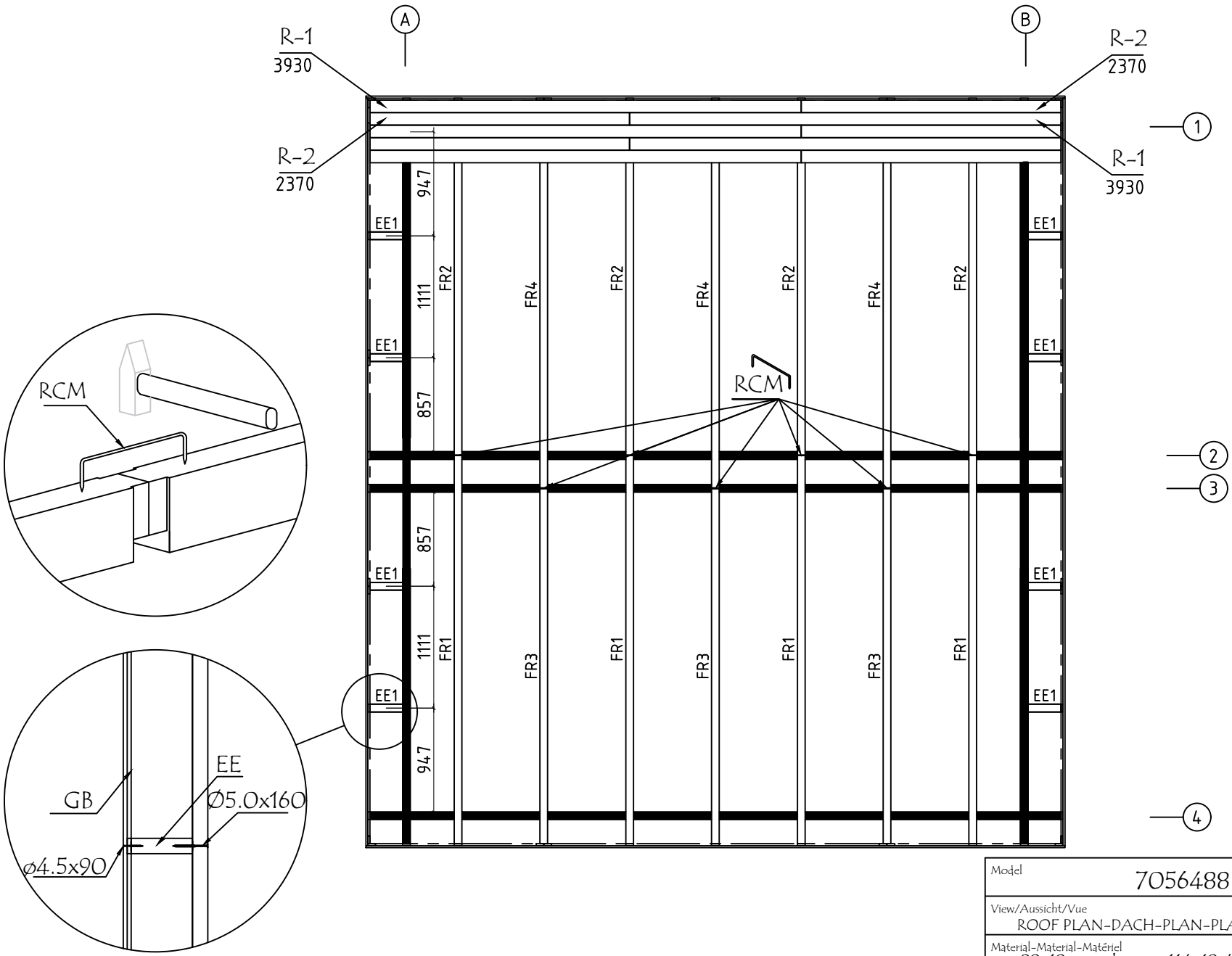

Model	7056488	Page-Seite-Page	5
View/Aussicht/Vue	ROOF PLAN-DACH-PLAN-PLAN DU TOIT	Scale-Maßstab-Echelle	1:50
Material-Material-Matériel	88x18 or-oder-ou 114x18 / 70x140	Date-Datum-Date	25.09.2023
Drafter/Zeichner/Rédacteur	SRM	File	7056488.dwg

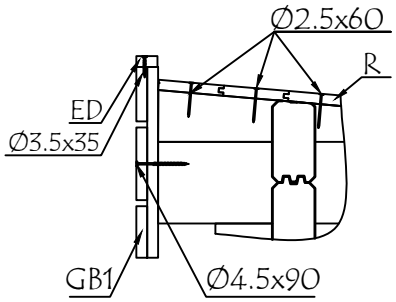

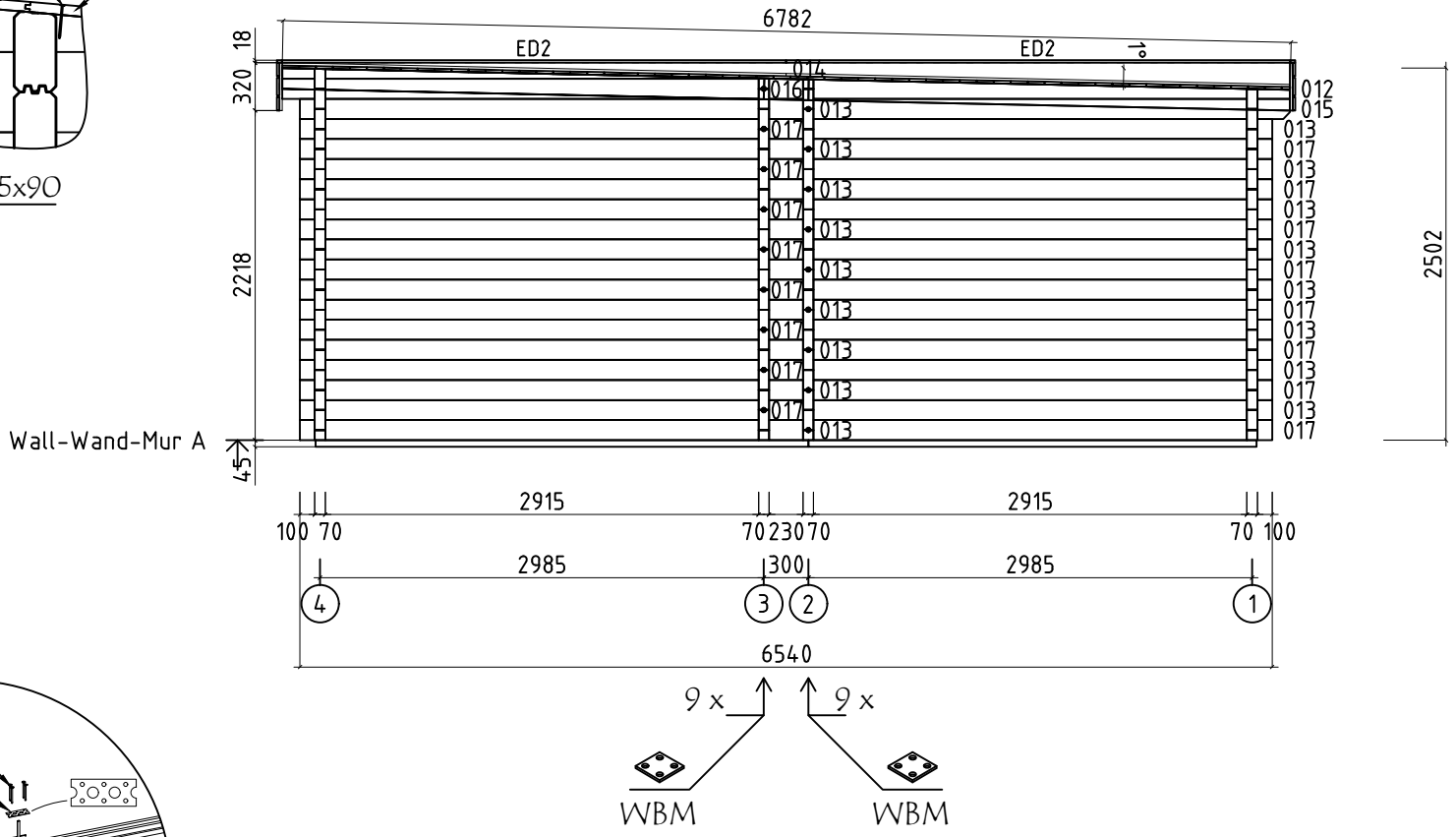

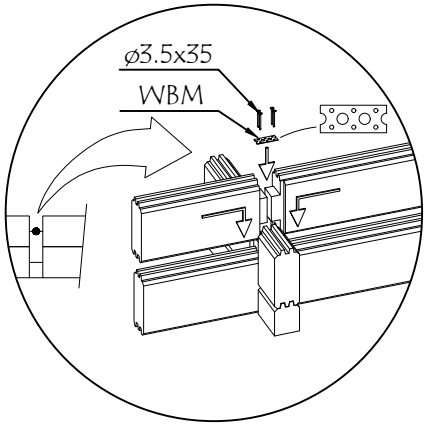

Model	7056488	Page-Seite-Page	6
View/Aussicht/Vue	Wall-Wand-Mur A	Scale-Maßstab-Echelle	1:50
Material-Material-Matériel	70x135	Date-Datum-Date	25.09.2023
Drafter/Zeichner/Rédacteur	SRM	File	7056488.dwg

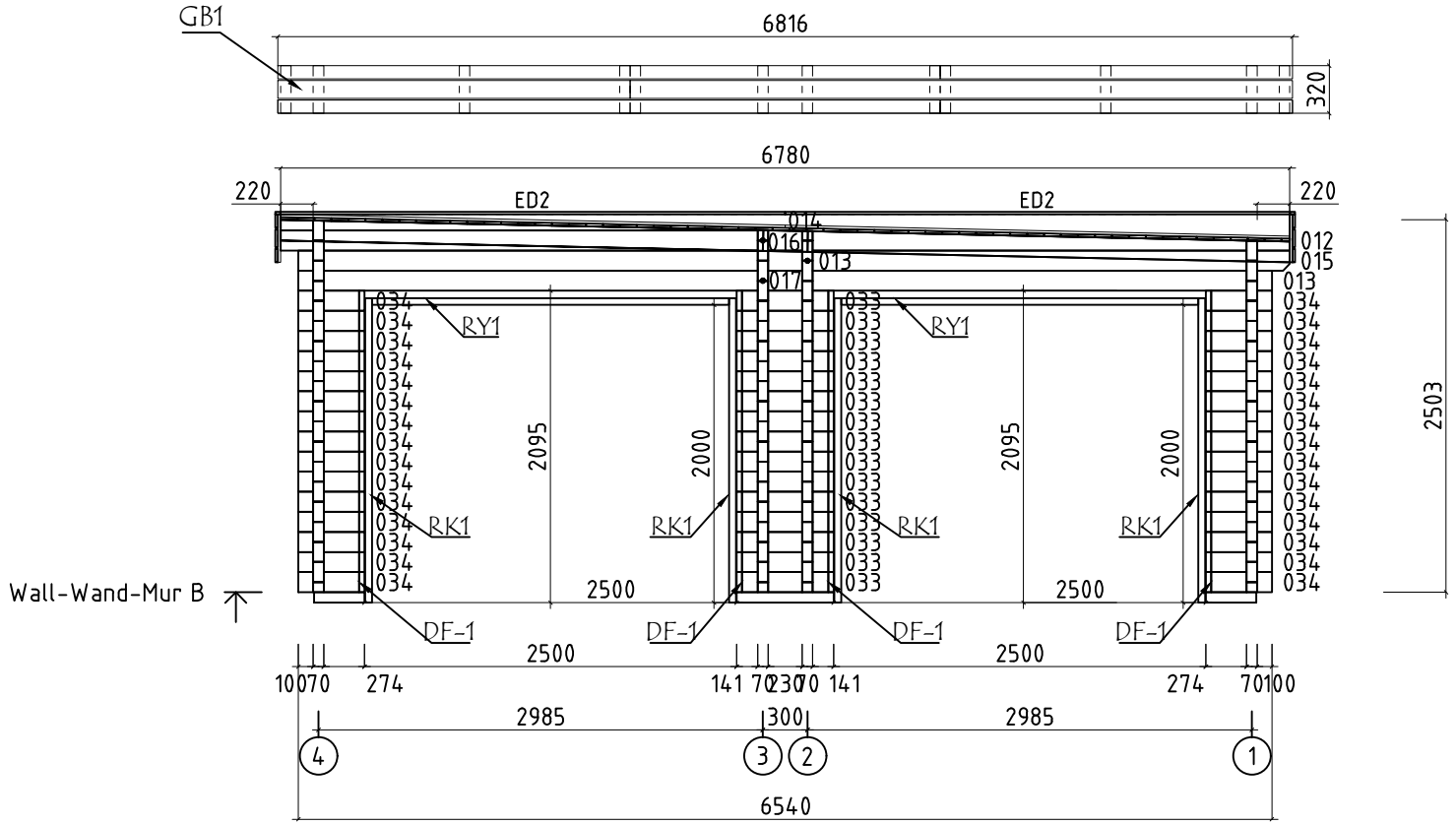

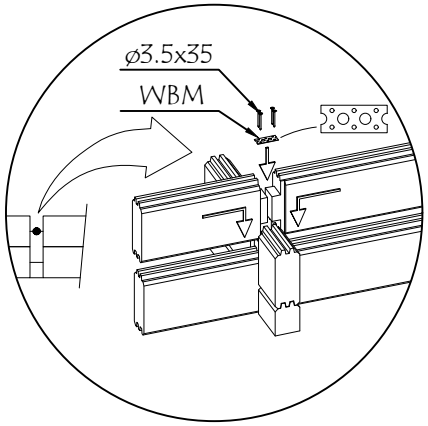

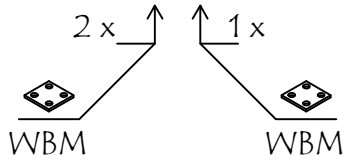

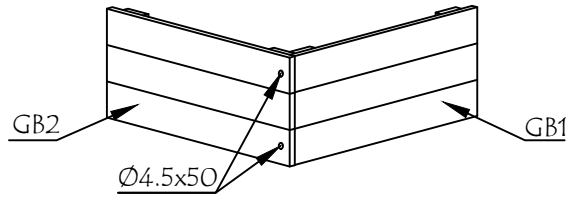

Model	7056488	Page-Seite-Page	7
View/Aussicht/Vue	Wall-Wand-Mur B	Scale-Maßstab-Echelle	1:50
Material-Material-Matériel	70x135	Date-Datum-Date	25.09.2023
Drafter/Zeichner/Rédacteur	SRM	File	7056488.dwg

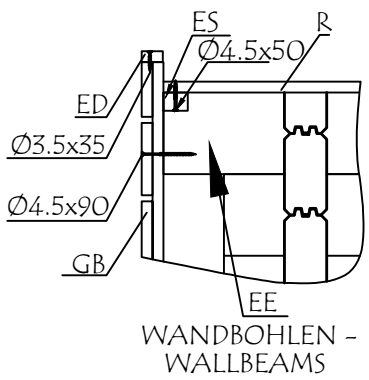

WANDBOHLEN -
WALLBEAMS



Model	7056488	Page-Seite-Page	8
View/Aussicht/Vue	Wall-Wand-Mur 1	Scale-Maßstab-Echelle	1:50
Material-Material-Matériel	70x135	Date-Datum-Date	25.09.2023
Drafter/Zeichner/Rédacteur	SRM	File	7056488.dwg

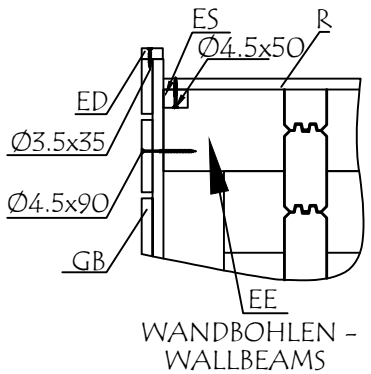

WANDBOHLEN -
WALLBEAMS

Wall-Wand-Mur 2

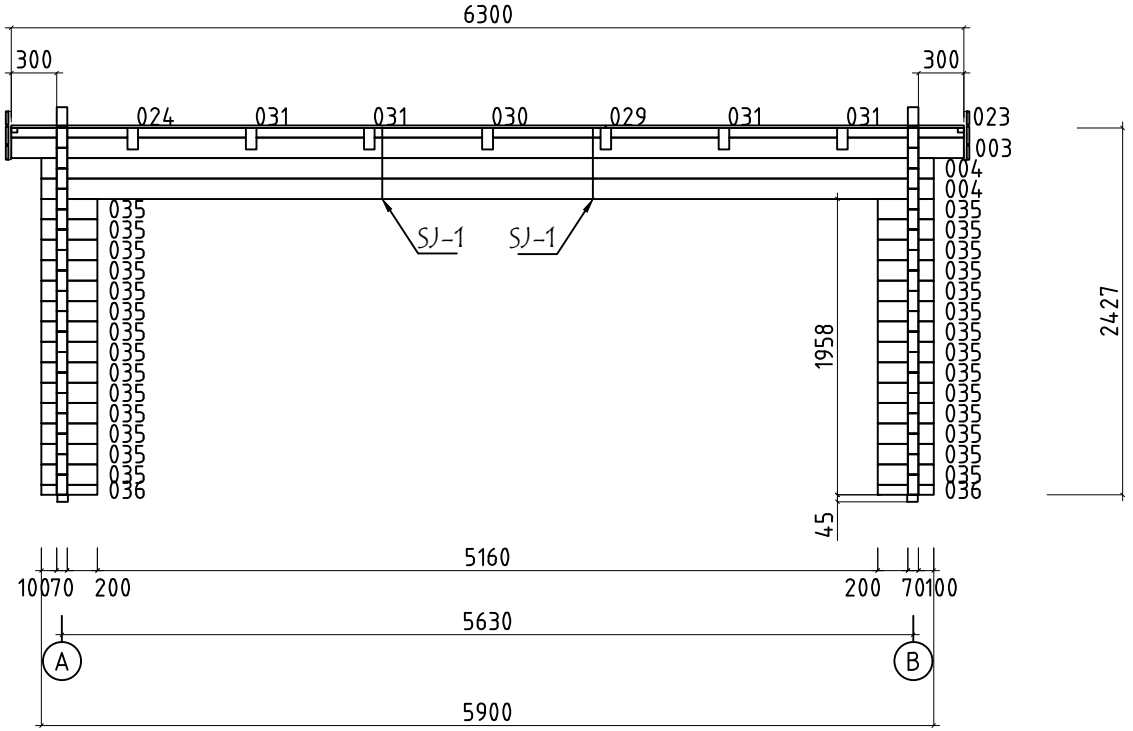

Model	7056488	Page-Seite-Page	9
View/Aussicht/Vue	Wall-Wand-Mur 2	Scale-Maßstab-Echelle	1:50
Material-Material-Matériel	70x135	Date-Datum-Date	25.09.2023
Drafter/Zeichner/Rédacteur	SRM	File	7056488.dwg

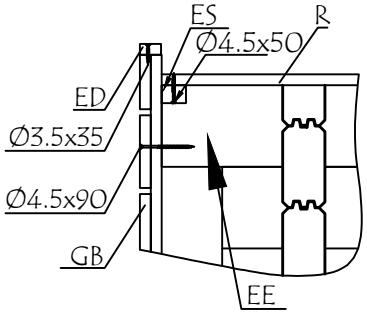

WANDBOHLEN -
WALLBEAMS

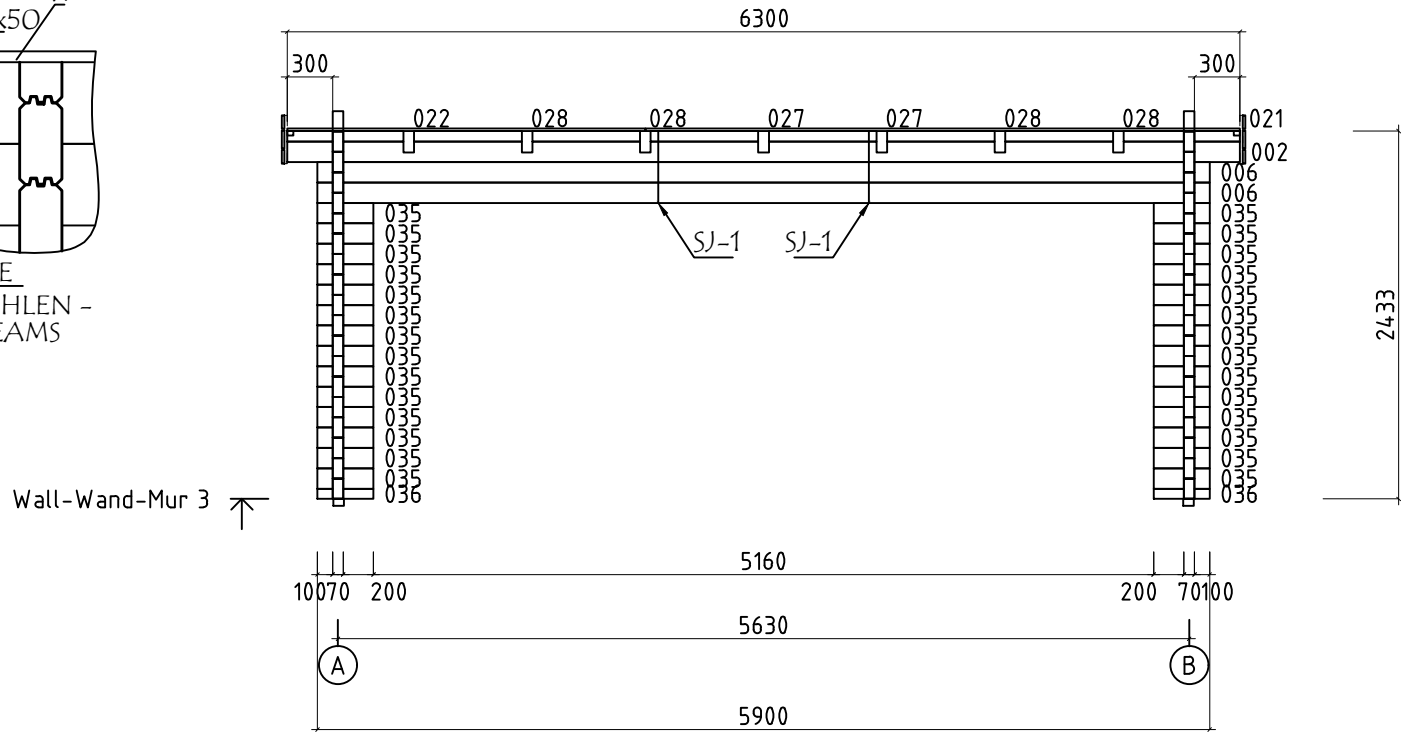

Model	7056488	Page-Seite-Page	10
View/Aussicht/Vue	Wall-Wand-Mur 3	Scale-Maßstab-Echelle	1:50
Material-Material-Matériel	70x135	Date-Datum-Date	25.09.2023
Drafter/Zeichner/Rédacteur	SRM	File	7056488.dwg

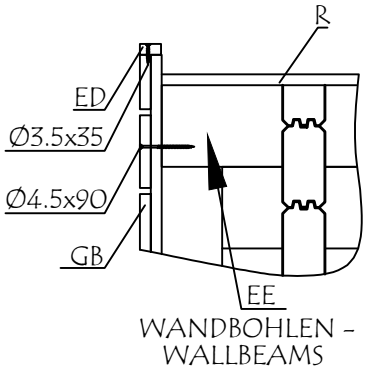

WANDBOHLEN -
WALLBEAMS

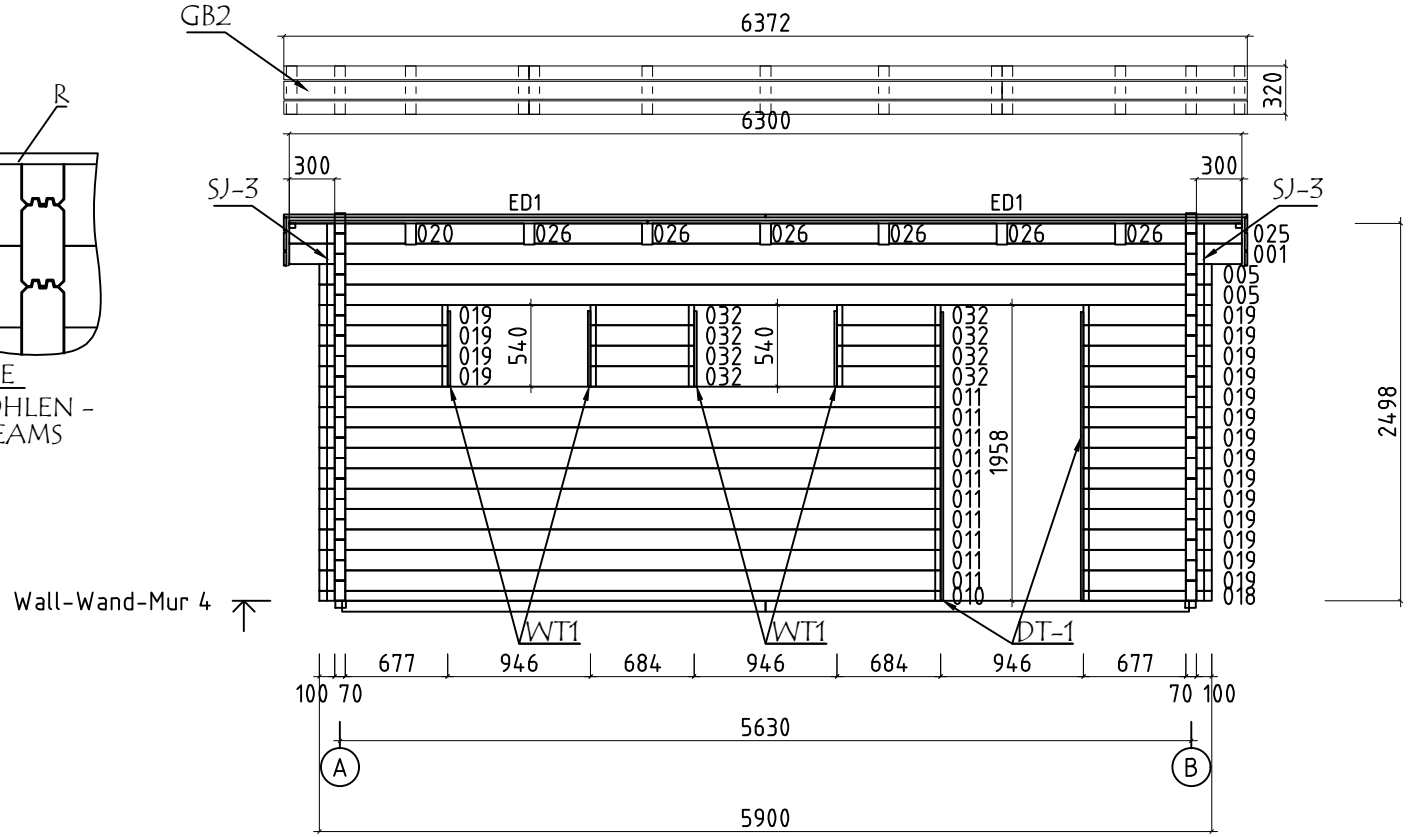

Wall-Wand-Mur 4

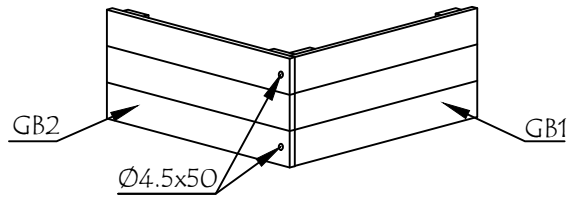

Model	7056488	Page-Seite-Page	11
View/Aussicht/Vue	Wall-Wand-Mur 4	Scale-Maßstab-Echelle	1:50
Material-Material-Matériel	70x135	Date-Datum-Date	25.09.2023
Drafter/Zeichner/Rédacteur	SRM	File	7056488.dwg

Pos	Specification-Bestimmung-Spécification 7056488	Pcs. Stck. Pc.	Profile Profil Profil (mm)	Length Länge Longueur (mm)
001		1	70x135	6300
002	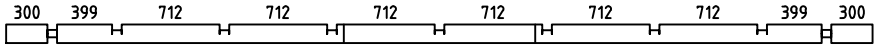	1	70x135	6300
003	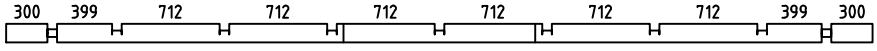	1	70x135	6300
004	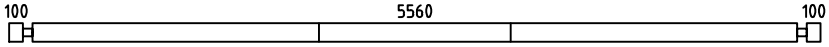	2	70x135	5900
005	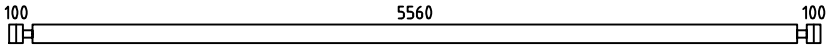	17	70x135	5900
006	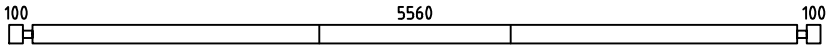	2	70x135	5900
007	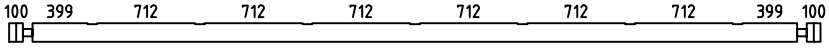	1	70x135	5900
008	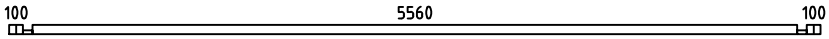	1	70x68	5900
009	SPARE BEAM-ERZATZBOHLE-FAISCEAU DE RECHANGE 	1	70x135	5900
010	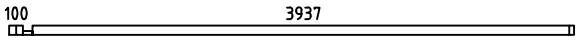	1	70x68	4107
011	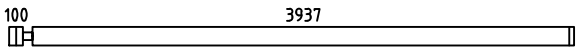	10	70x135	4107
013		19	70x135	3420
015		2	70x135	3240
017		17	70x135	3120
018	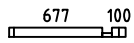	1	70x68	847
019	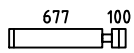	18	70x135	847
020	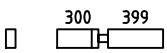	2	70x135	769
021	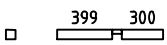	1	70x71	769
022	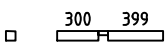	1	70x71	769
023	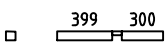	1	70x64	769
024	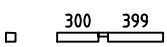	1	70x64	769
025	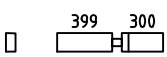	2	70x135	769
026	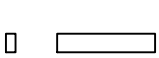	12	70x135	712

Pos	Specification-Bestimmung-Spécification 7056488	Pcs. Stck. Pc.	Profile Profil Profil (mm)	Length Länge Longueur (mm)
027		2	70x71	712
028		4	70x71	712
029		1	70x64	712
030		1	70x64	712
031		4	70x64	712
032		8	70x135	684
033	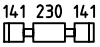	15	70x135	652
034		30	70x135	444
035		56	70x135	370
036		4	70x68	370
SH	HAMMER BLOCK - SCHLAGHOLZ - CALLE DE FRAPPE 	2	70x135	300
WA-1 WB-1	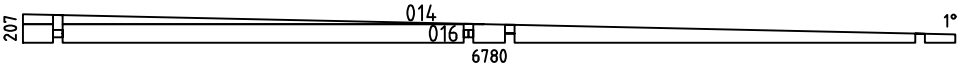	1 1	70x207	6780
FBI1	FOUNDATION - FUNDAMENT - FONDATION (IMM) 	1	70x45	3315
FBI2	FOUNDATION - FUNDAMENT - FONDATION (IMM) 	1	70x45	3015
FBI5	FOUNDATION - FUNDAMENT - FONDATION (IMM) 	4	70x45	2775
FBI4	FOUNDATION - FUNDAMENT - FONDATION (IMM) 	1	70x45	652
FBI3	FOUNDATION - FUNDAMENT - FONDATION (IMM) 	2	70x45	339
FBI6	FOUNDATION - FUNDAMENT - FONDATION (IMM) 	4	70x45	195
EE1	TRAUFELEMENTESTÜTZEN - EAVES ELEMENT SUPPORT-SUPPORT D'ÉLÉMENT DE TOIT 	8	70x140	300
FS1	FIXING MECHANISM OF THE ELECTRIC MOTOR-BEFESTIGUNGSMECHANISMUS- DES ELEKTROMOTORS-MADRIER DE FIXATION DU MOTEUR ÉLECTRIQUE 	2	45x90	2980
ED2	COVERING BOARD - DECKBRETT - MOULURE DE COUVERCLE 	4	18x35	3391
ED1	COVERING BOARD - DECKBRETT - MOULURE DE COUVERCLE 	4	18x35	3186
FR1	RAFTER - DACHSPARREN - CHEVRON 	4	70x140	3544

Pos	Specification-Bestimmung-Spécification 7056488	Pcs. Stck. Pc.	Profile Profil Profil (mm)	Length Länge Longueur (mm)
FR4	RAFTER - DACHSPARREN - CHEVRON	3	70x140	3541
FR3	RAFTER - DACHSPARREN - CHEVRON	3	70x140	3244
FR2	RAFTER - DACHSPARREN - CHEVRON	4	70x140	3241
R-1	ROOF BOARDS - DACHBRETTER - VOLIGES 88mm or-oder-ou 114mm	77+1 60+1	88x18 114x18	3930
R-2	ROOF BOARDS - DACHBRETTER - VOLIGES 88mm or-oder-ou 114mm	60	114x18	2370
GB-1	EAVES ELEMENT -TRAUFELEMENTE-ÉLÉMENT DE TOIT ASSEMBLY REQUIRED-MONTAGE ERFORDERLICH-ASSEMBLAGE REQUIS	2	36x320	6816
EBP2-2	EAVES ELEMENTBOARDS - TRAUFELEMENTEBRETTER	4	18x90	2368
EBP2-3	EAVES ELEMENTBOARDS - TRAUFELEMENTEBRETTER	4	18x90	4450
EBP1-2	EAVES ELEMENTBOARDS - TRAUFELEMENTEBRETTER	2	18x120	2368
EBP1-3	EAVES ELEMENTBOARDS - TRAUFELEMENTEBRETTER	2	18x120	4450
MB-1	MOUNTIG BOARD - MONTAGEBRETTER - PLANCHE DE MONTAGE	24	70x18	320
GB-2	EAVES ELEMENT -TRAUFELEMENTE-ÉLÉMENT DE TOIT ASSEMBLY REQUIRED-MONTAGE ERFORDERLICH-ASSEMBLAGE REQUIS	2	36x320	6372
EBP2-1	EAVES ELEMENTBOARDS - TRAUFELEMENTEBRETTER	4	18x90	1622
EBP2-4	EAVES ELEMENTBOARDS - TRAUFELEMENTEBRETTER	4	18x90	4750
EBP1-1	EAVES ELEMENTBOARDS - TRAUFELEMENTEBRETTER	2	18x120	1622
EBP1-4	EAVES ELEMENTBOARDS - TRAUFELEMENTEBRETTER	2	18x120	4750
MB-1	MOUNTIG BOARD - MONTAGEBRETTER - PLANCHE DE MONTAGE	26	70x18	320

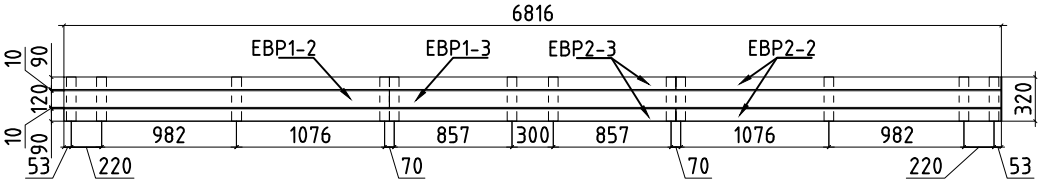

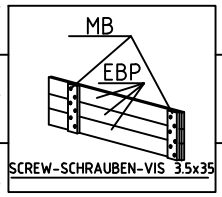

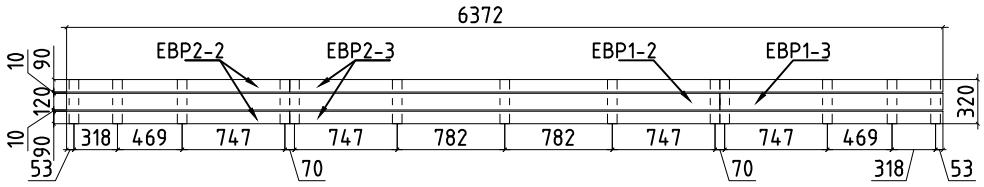

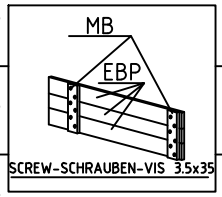

Pos	Specification-Bestimmung-Spécification 7056488	Pcs. Stck. Pc.	Profile Profil Profil (mm)	Length Länge Longueur (mm)
ES-1	ROOF EDGE REINFORCEMENT - DACHRANDVERSTÄRKUNG - CORNIERE DE RENFORT DE BORD DE TOIT 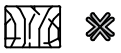	6	30x40	2260
GS-1	ROOFING FELT FILLET - DACHPAPPENLEISTE - BAGUETTE DE FIXATION DU FEUTRE BITUMEUX 	4	18x70	3390
WT-1	FIXING FILLET FOR WINDOW - FIXIRUNGSLEISTE FÜR FENSTER - PROFIL DE FIXATION DES FENETRES 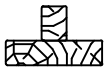	4	43x70	500
DT-1	FIXING FILLET FOR DOOR - FIXIRUNGSLEISTE FÜR TÜR - PROFIL DE FIXATION DES PORTES 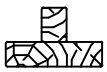	2	43x70	1920
DF-1	FIXING FILLET FOR DOOR - FIXIRUNGSLEISTE FÜR TÜR - PROFIL DE FIXATION DES PORTES 	4	18x25	1990
SJ-1	SCREW JOINT-GEWINDESTANGE -TIGES FILETÉS	4		510
SJ-2	SCREW JOINT-GEWINDESTANGE -TIGES FILETÉS	2		2390
SJ-3	SCREW JOINT-GEWINDESTANGE -TIGES FILETÉS	2		2530
RCM	ROOFBEAMS CONNECTING METAL - DACHBALKEN BEFESTIGUNGSMETALLE - CONNECTEUR MÉTALLIQUE POUR SOLIVES DE PLAFOND 	7		
HS	SCREWS FOR CONNECTING METAL - SCHRAUBEN FÜR VERBINDEN VON METALL - VIS POUR CONNECTEUR MÉTALLIQUE / LCM	16	Ø3.5x35	
HS	SCREWS FOR COVERING BOARD - SCHRAUBEN FÜR DECKBRETT / ED	48	Ø3.5x35	
HS	SCREWS FOR MOUNTIG BOARD - SCHRAUBEN FÜR MONTAGEBRETTER / MB	300	Ø3.5x35	
HS1	SCREW FOR WALLBEAMS CONNECTING METAL - SCHRAUBE FÜR WANDBOHLEN BEFESTIGUNG METALLE - VIS POUR PATTE D'ASSEMBLAGE / WBM	84	ø3.5x35	
HS	SCREWS FOR - SCHRAUBEN FÜR - VIS POUR / PSH, PSV	48	Ø4.5x50	
HS	SCREWS FOR ROOF EDGE REINFORCEMENT - SCHRAUBEN FÜR DACHRANDVERSTÄRKUNG - VIS POUR RENFORT DE BORD DE TOIT / ES	36	Ø4.5x50	
HS	SCREWS FOR ROOF PARAPET - SCHRAUBEN FÜR DACHBRÜSTUNG - VIS POUR PÉLÉMENT DE TOITARAPET DE TOIT / GB	8	Ø4.5x50	
HS	SCREW FOR ROOFING FELT FILLET - SCHRAUBEN FÜR DACHPAPPENLEISTE - VIS POUR BAGUETTE FIXATION FEUTRE BITUMEUX / GS	24	Ø4.5x50	
HS	SCREWS FOR - SCHRAUBEN FÜR - VIS POUR / PSH, PSV	32	Ø4.5x90	
HS	SCREWS FOR EAVES ELEMENT - SCHRAUBEN FÜR TRAUFELEMENTE - VIS POUR ÉLÉMENT DE TOIT / GB	68	Ø4.5X90	
HS	SCREW FOR 1. WALL BEAM - SCHRAUBE FÜR 1. BOHLENREIHE - VIS DE FIXATION DES FONDATIONS	14	Ø5.0x100	
HS	SCREWS FOR FUNDAMENT - SCHRAUBEN ZUR BEFISTIGUNG FUNDAMENT / FBI	26	Ø5.0x120	
HS	SCREWS FOR PARAPET SUPPORT - SCHRAUBEN FÜR BLENDENSTÜTZEN - VIS POUR SUPPORT D'ÉLÉMENT DE TOIT / EE	16	Ø6x160	
HS	SCREW FOR RAFTER - SCHRAUBEN ZUR BEFISTIGUNG DACHSPARREN - SCHROEF VOOR DAKSPARREN / FR	35	Ø6x160	

Pos	Specification-Bestimmung-Spécification 7056488	Pcs. Stck. Pc.	Profile Profil Profil (mm)	Length Länge Longueur (mm)
HS	SCREWS FOR Pos. - SCHRAUBEN FÜR Pos. - VIS POUR Pos. 020-031 	58	Ø6x160	
NF	ZN NAIL FOR ROOF - ZN NÄGEL FÜR DACHBRETTER - POINTE POUR TOIT / R 	1060	Ø2.5x60	
NF	ROOFING NAILS FOR ROOFING FELT - NÄGEL FÜR DACHPAPPE - POINTE DE FIXATION POUR FEUTRE BITUMEUX / KP 	860	Ø2.8x15	
KP	COATING FOR ROOF-BESCHICHTUNG FÜR DACH-REVÉTEMENT DE TOIT 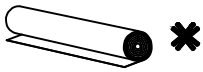	4	R=15	
WBM3	WALLBEAMS CONNECTING METAL - WANDBOHLEN BEFESTIGUNG METALLE -PATTE D'ASSEMBLAGE 	21	50x50	
TK	CONNECTING METAL-VERBINDEN VON METALL- CONNECTEUR MÉTALLIQUE 	4	45x135	
AST_PRE	WINDOW-FENSTER-FENETRE 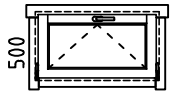	2	900x500	
AST_PRE	DOOR-TÜR-PORTE DIN LINKS - LEFT HANDED - GAUCHHER 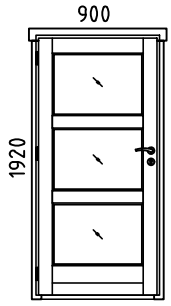	1	900x1920	
	FRAME AROUND ENTRANCE-RAHMEN UM DEN EINGANG-CADRE AUTOUR DE L'ENTRÉE 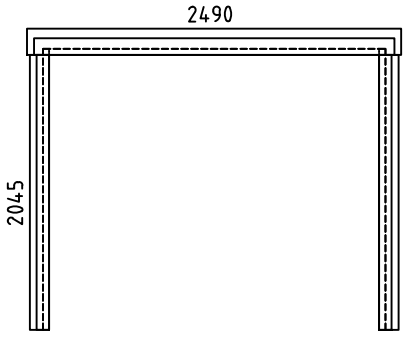	2	2490x2045	
✖	CUT INTO LENGTH ON SITE (IF NEEDED)! - BITTE SELBER ANPASSEN (FALLS NÖTIG)!- COUPER À LA LONGUEUR SUR PLACE (SI NÉCESSAIRE)!			

Pos	Specification-Bestimmung-Spécification 7056488	Pcs. Stck. Pc.	Profile Profil Profil (mm)	Length Länge Longueur (mm)
RK1	JAMBS - RAHMEN VERTIKAL - CADRE VERTICAL	4	45x70	2045
PSH1	HORIZONTAL COVERING MOULDING (INSIDE) - HORIZONTALE DECKUNGSPROFIL(INNEN) - PROFIL DE COUVERTURE HORIZONTAL(INTÉRIEUR)	2	190x43	2720
PSV1	VERTICAL COVERING BOARD (INSIDE) - VERTICAL COVER TABLE (INSIDE) - PLANCHE/PORTE VERTICALE INTÉRIEURE	4	140x43	2000
PVH1	BOARD TO DOOR FRAME (OUTSIDE) - HORIZONTALER TISCH (AUSSEN) - PLANCHE/PORTE SUPÉRIEURE EXTÉRIEURE	2	120x18	2620
PVV1	BOARD TO DOOR FRAME(OUTSIDE) - VERTIKALER TISCH (AUSSEN) - PLANCHE/PORTE VERTICALE EXTÉRIEURE	4	90x18	2000
RY1	HEAD - RAHMEN OBEN - CADRE HAUT	2	45x70	2400
		2	131x2190	2720

