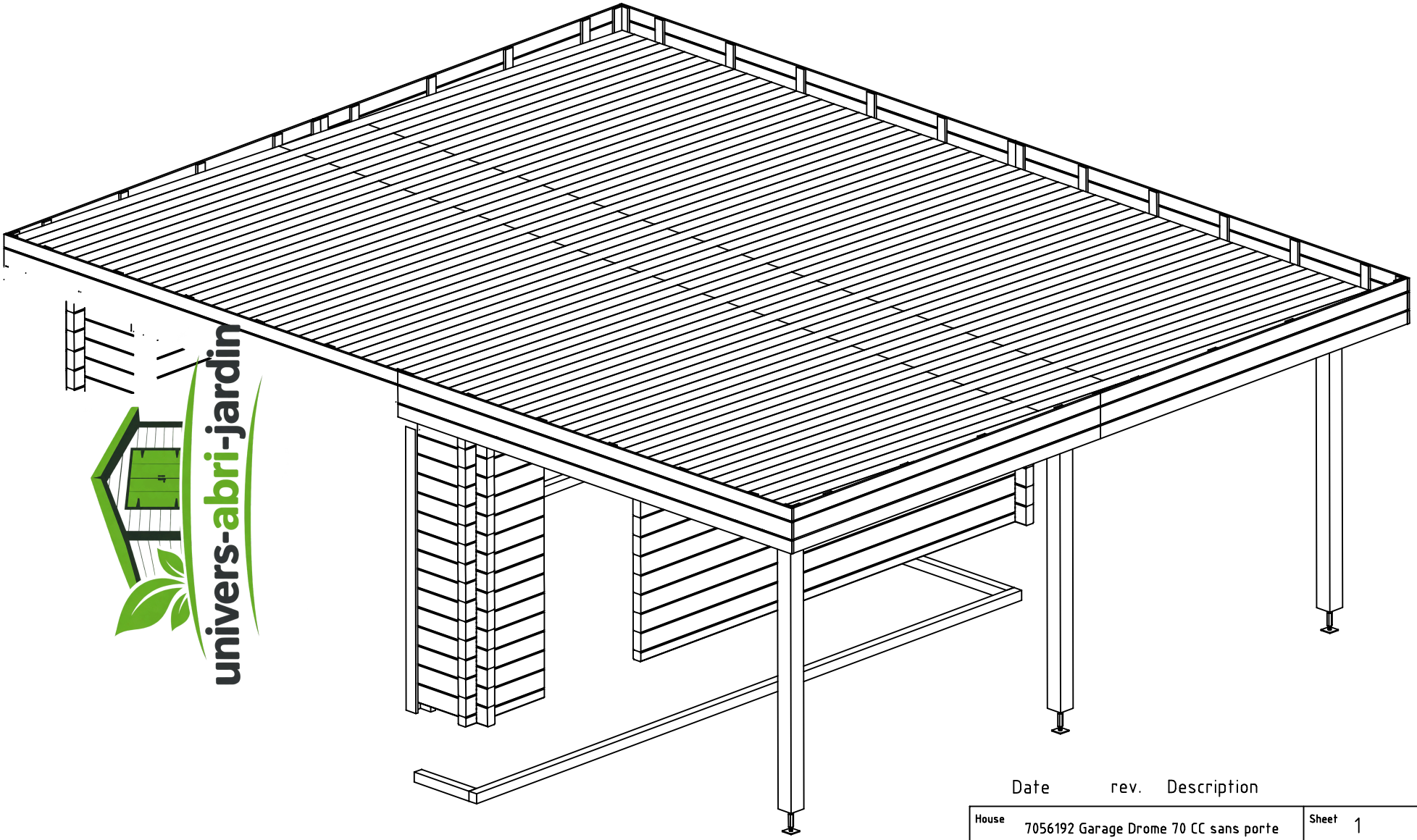

univers-abri-jardin

Date	rev.	Description

House	7056192 Garage Drome 70 CC sans porte	Sheet	1
Drawing	3D Plan	Scale	
Material	70x135	Date	11.09.2023
Drawer	RP	File	7056192 Garage Drome 70 CC sans porte 3D.dwg

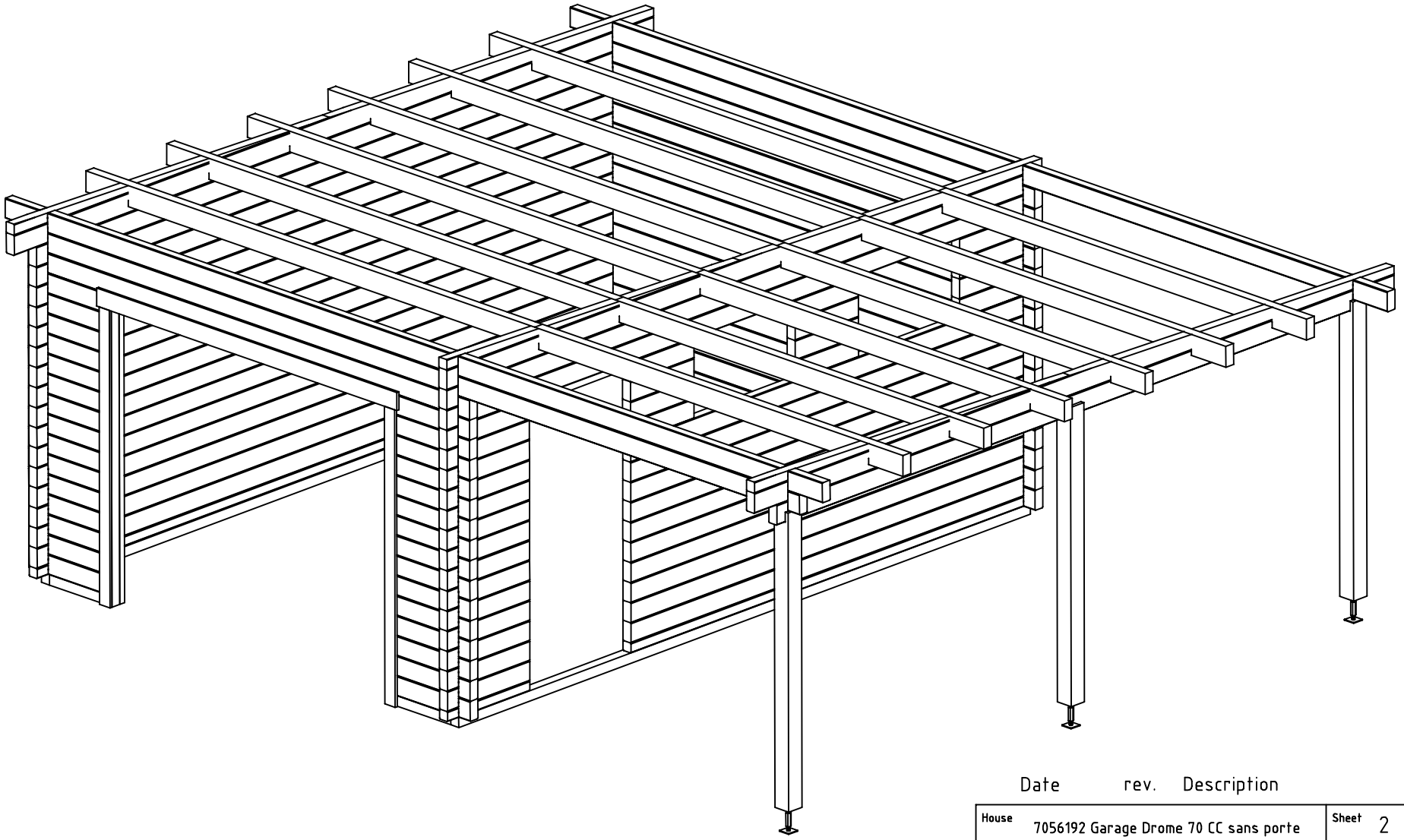

Date rev. Description

House	7056192 Garage Drome 70 CC sans porte	Sheet	2
Drawing	3D Plan	Scale	
Material	70x135	Date	11.09.2023
Drawer	RP	File	7056192 Garage Drome 70 CC sans porte 3D.dwg

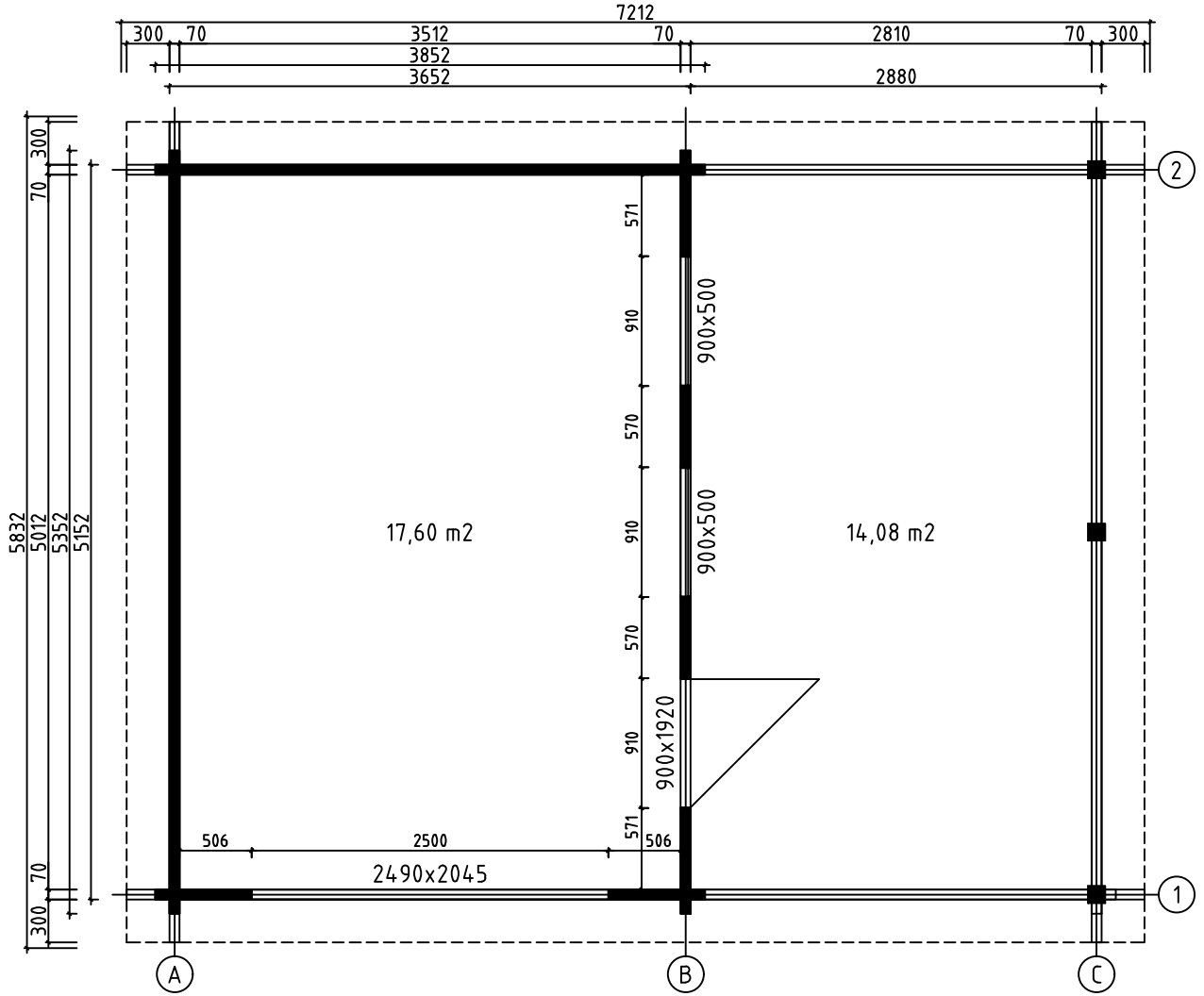

House	7056192 Garage Drome 70 CC sans porte	Sheet	3
Drawing	GROUNDPLAN	Scale	1:50
Material	70x135	Date	11.09.2023
Drawer	RP	File	7056192 Garage Drome 70 CC sans porte.dwg

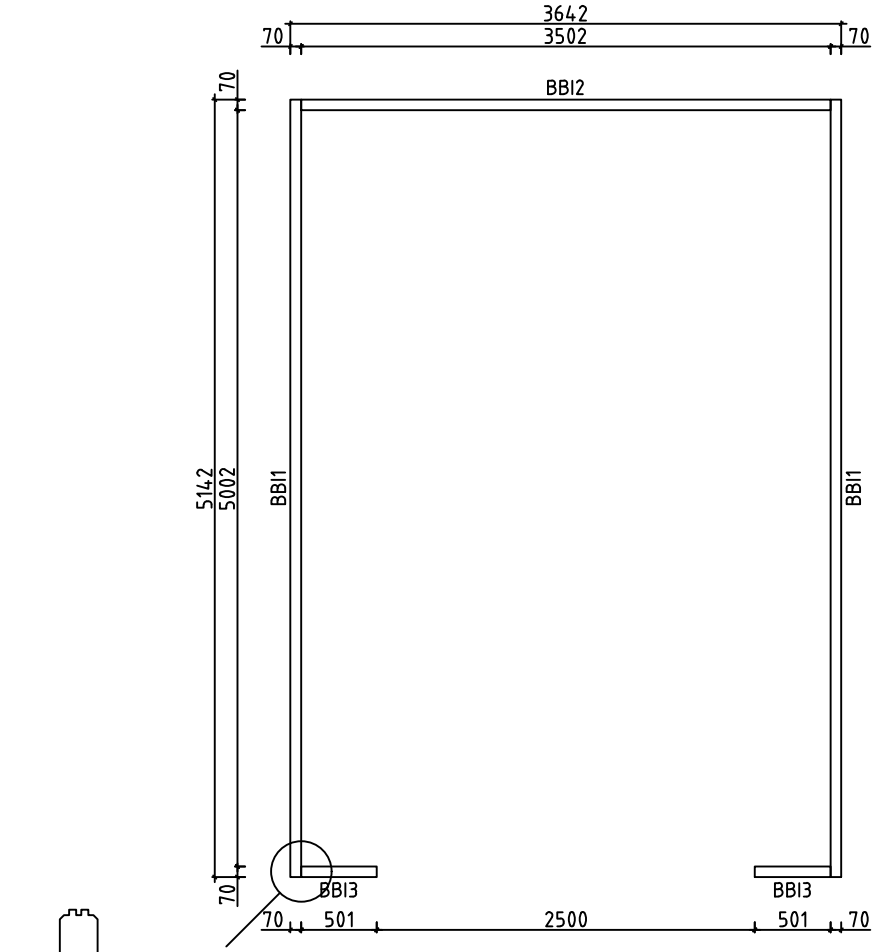

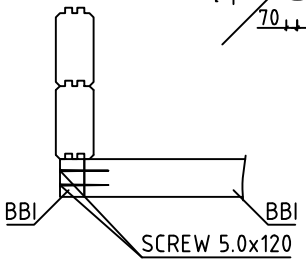

House	7056192 Garage Drome 70 CC sans porte	Sheet	4
Drawing	BASE BEAMS	Scale	1:50
Material	70x70	Date	11.09.2023
Drawer	RP	File	7056192 Garage Drome 70 CC sans porte.dwg

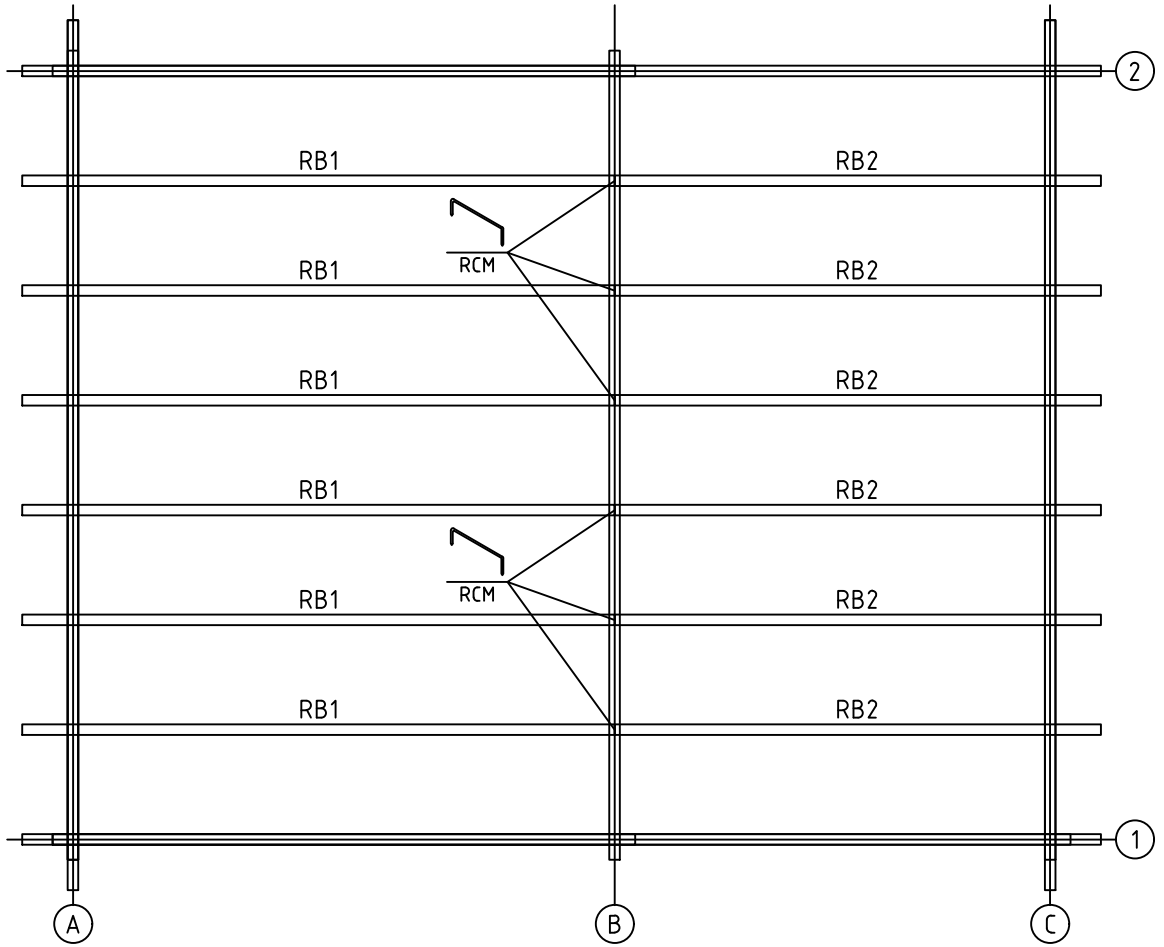

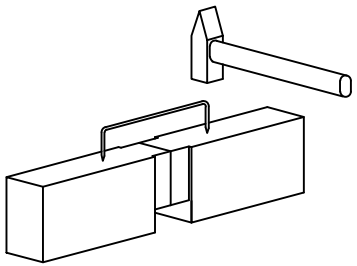

House	7056192 Garage Drome 70 CC sans porte	Sheet	5
Drawing	ROOFBEAMS	Scale	1:50
Material	70x140	Date	11.09.2023
Drawer	RP	File	7056192 Garage Drome 70 CC sans porte.dwg

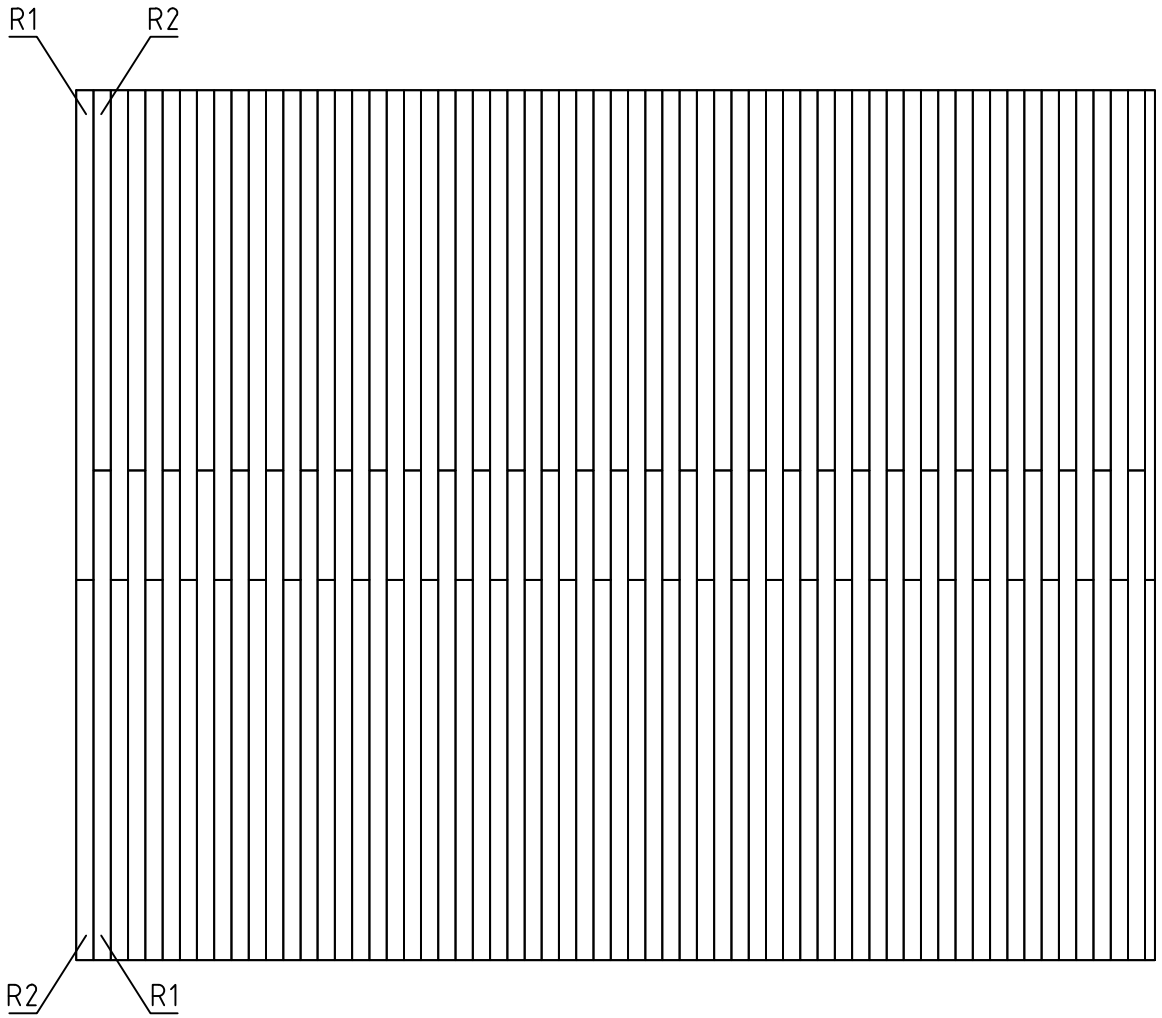

House	7056192 Garage Drome 70 CC sans porte	Sheet	6
Drawing	ROOFBOARD	Scale	1:50
Material	18x114	Date	11.09.2023
Drawer	RP	File	7056192 Garage Drome 70 CC sans porte.dwg

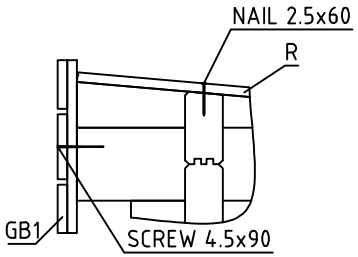

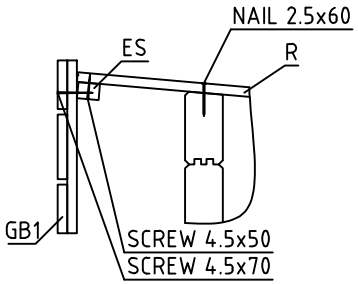

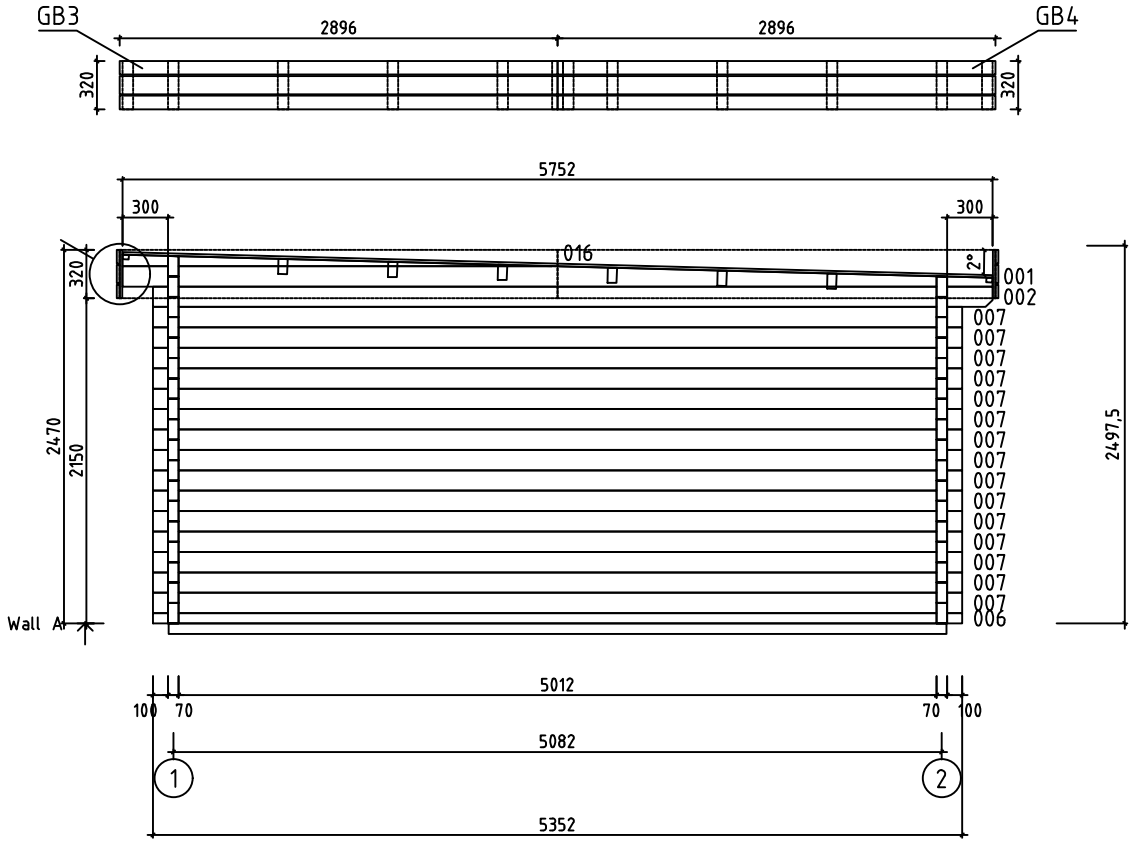

House	7056192 Garage Drome 70 CC sans porte	Sheet	7
Drawing	WALL A	Scale	1:50
Material	70x135	Date	11.09.2023
Drawer	RP	File	7056192 Garage Drome 70 CC sans porte.dwg

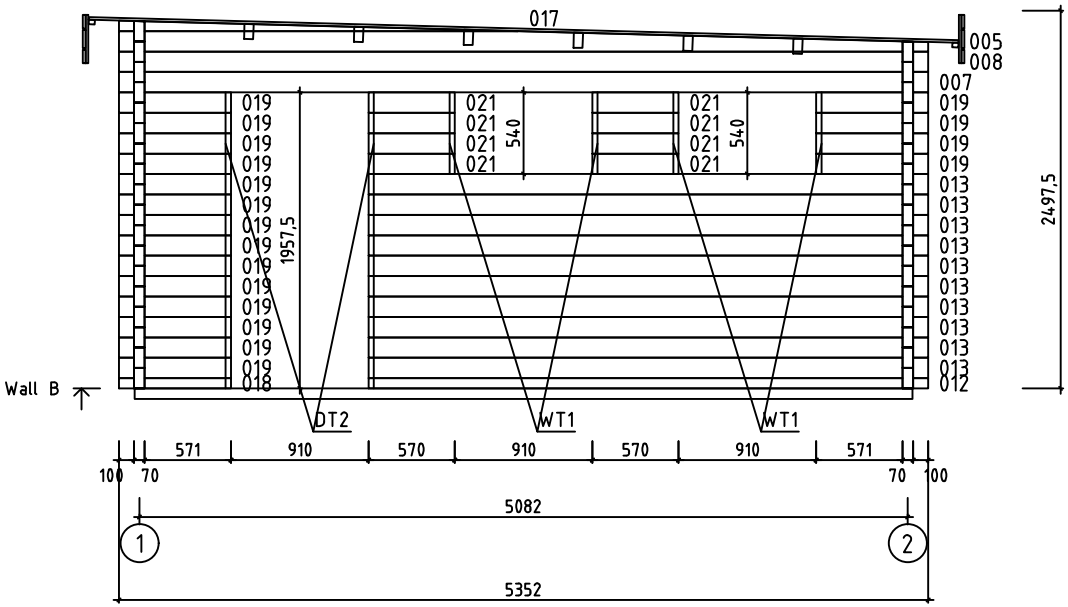

House	7056192 Garage Drome 70 CC sans porte	Sheet	8
Drawing	WALL B	Scale	1:50
Material	70x135	Date	11.09.2023
Drawer	RP	File	7056192 Garage Drome 70 CC sans porte.dwg

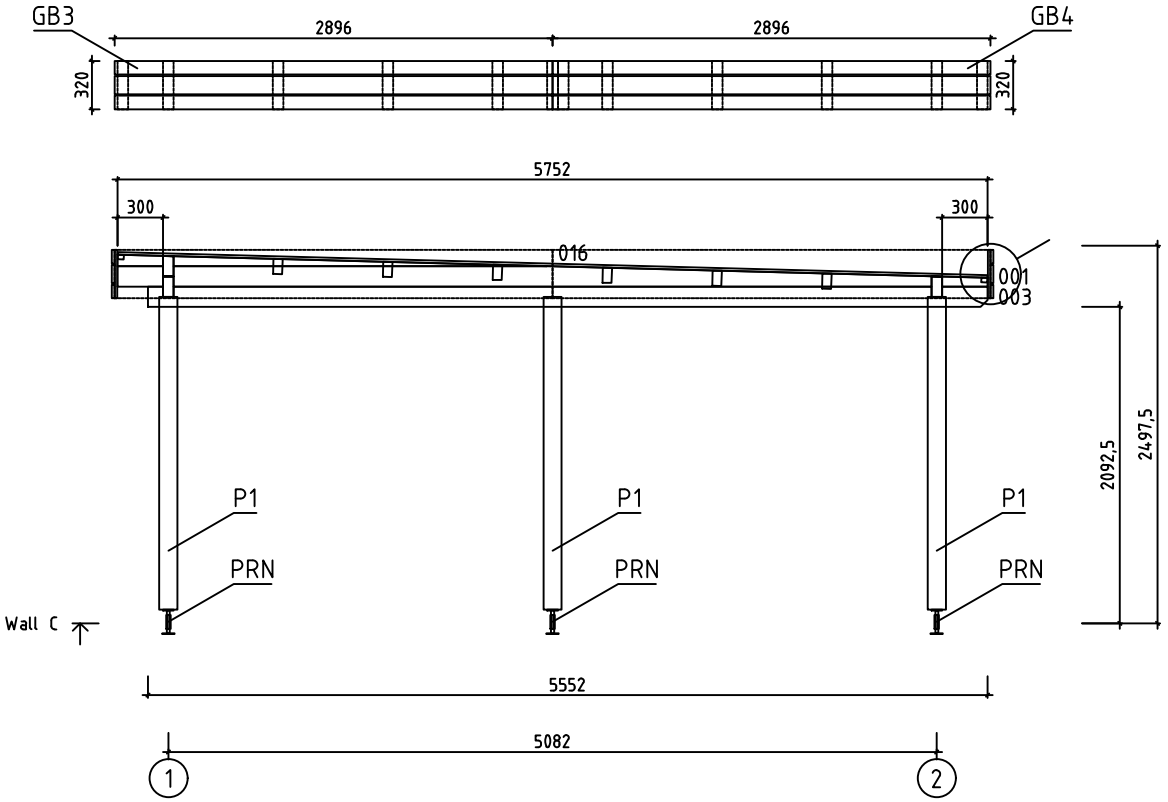

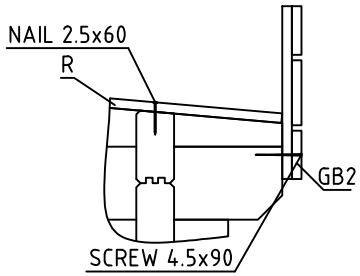

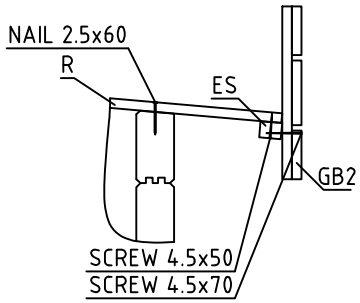

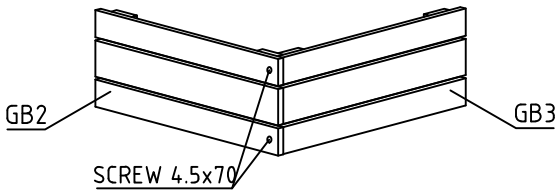

House	7056192 Garage Drome 70 CC sans porte	Sheet	9
Drawing	WALL C	Scale	1:50
Material	70x135	Date	11.09.2023
Drawer	RP	File	7056192 Garage Drome 70 CC sans porte.dwg

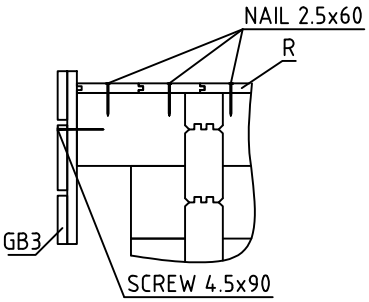

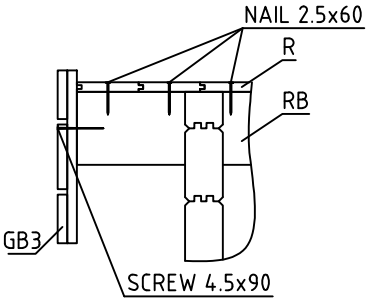

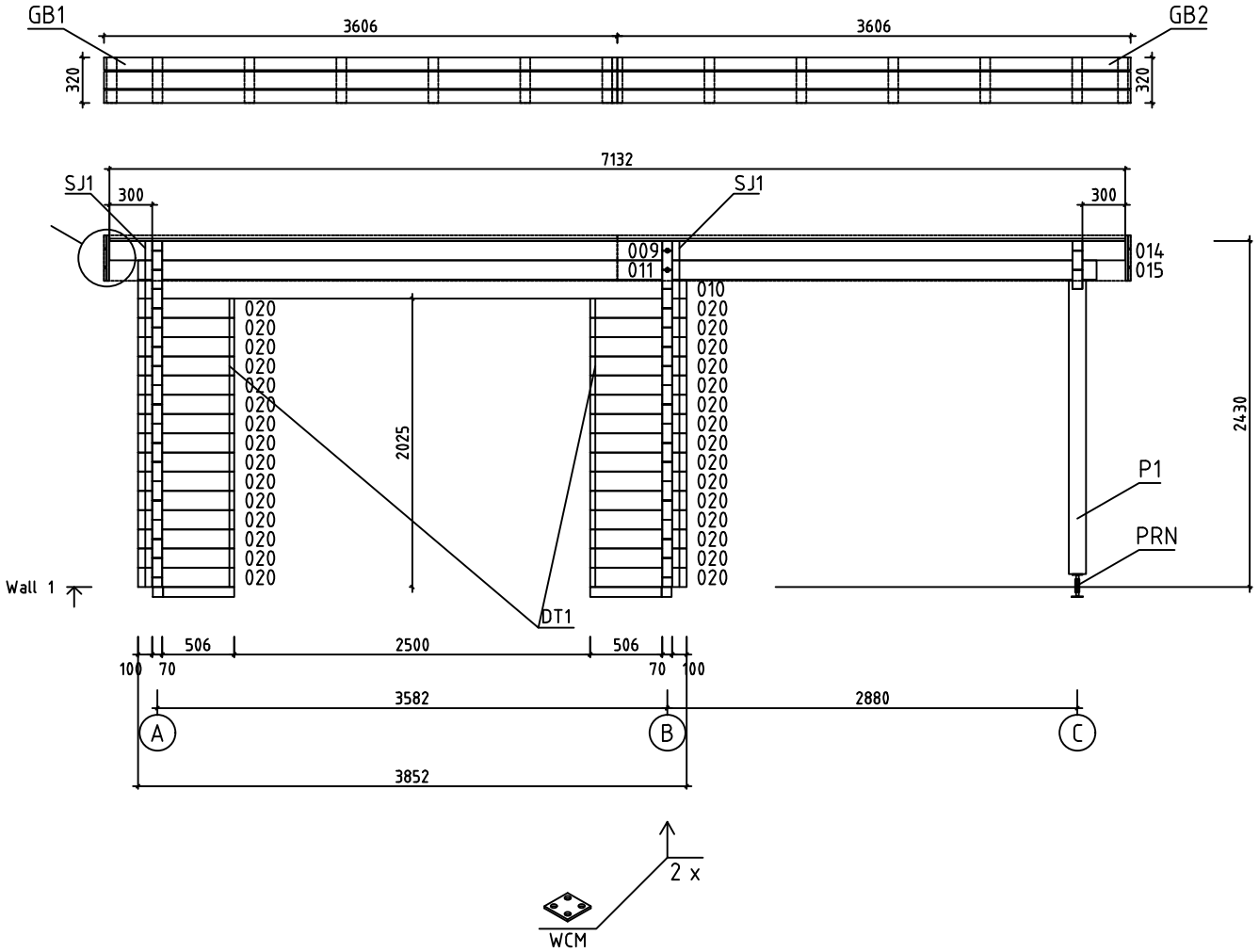

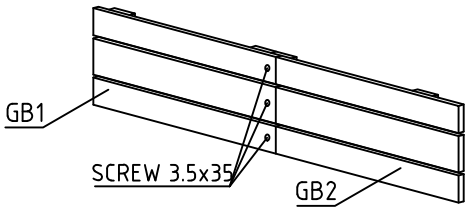

House	7056192 Garage Drome 70 CC sans porte	Sheet	10
Drawing	WALL 1	Scale	1:50
Material	70x135	Date	11.09.2023
Drawer	RP	File	7056192 Garage Drome 70 CC sans porte.dwg

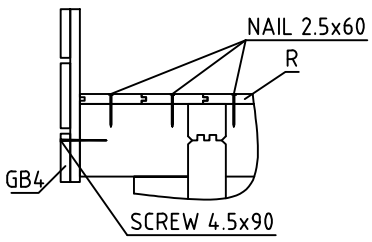

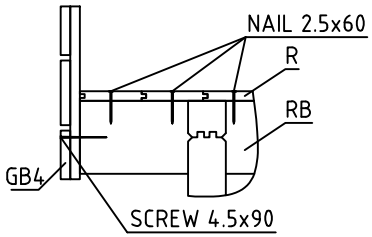

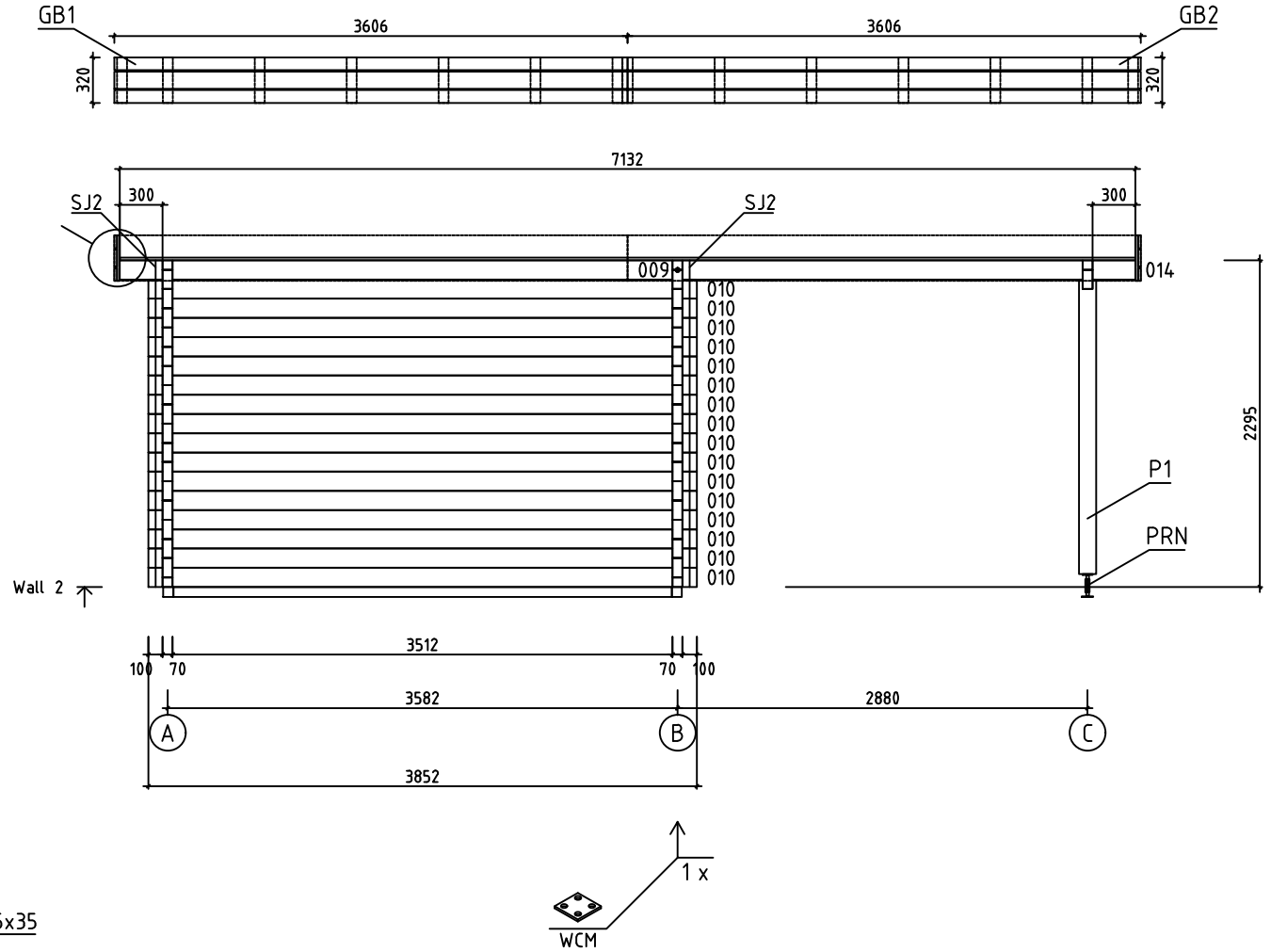

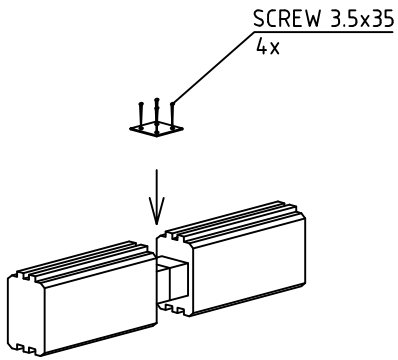

House	7056192 Garage Drome 70 CC sans porte	Sheet	11
Drawing	WALL 2	Scale	1:50
Material	70x135	Date	11.09.2023
Drawer	RP	File	7056192 Garage Drome 70 CC sans porte.dwg

Pos	Specification-Bestimmung-Spécification	PCS	Profile (mm)	L (mm)
004	SPARE BEAM-ERZATZBOHLE-MADRIER DE RÉSERVE 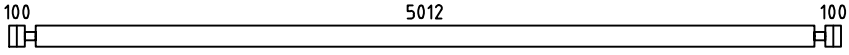	1	70x135	5352
006	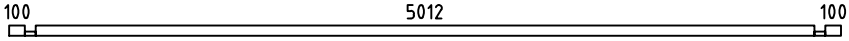	1	70x68	5352
007	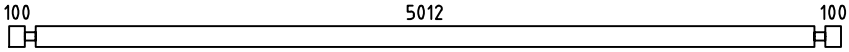	16	70x135	5352
009		2	70x135	3917
010	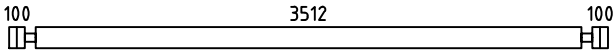	17	70x135	3852
011	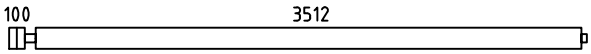	1	70x135	3717
012	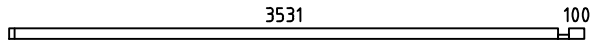	1	70x68	3701
013	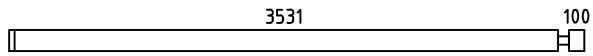	10	70x135	3701
014	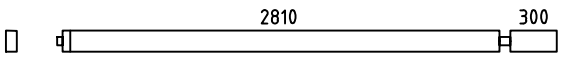	2	70x135	3215
015	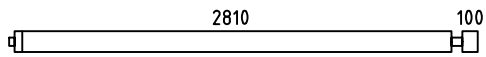	1	70x135	3015
018	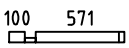	1	70x68	741
019	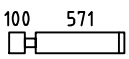	18	70x135	741
020	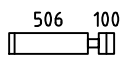	30	70x135	676
021		8	70x135	570
WA-1	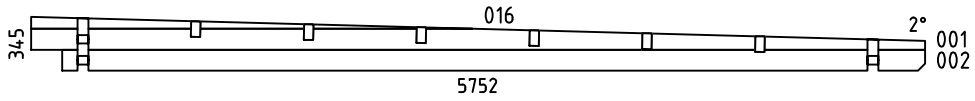	1	70x345	5752
WB-1	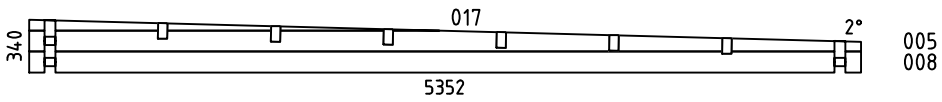	1	70x340	5352
WC-1	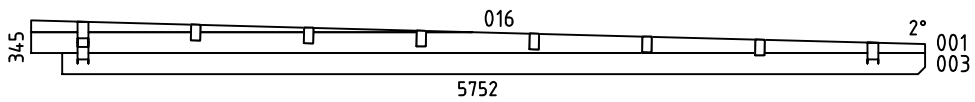	1	70x345	5752
HB	HIT BLOCK-SCHLAGHÖLZER-MADRIERS D´ASSEMBLAGE 	2	70x135	300
BBI1	BASE FRAME-LAGERHÖLZER-LAMBOURDES IMM	2	70x70	5142
BBI2	BASE FRAME-LAGERHÖLZER-LAMBOURDES IMM	1	70x70	3502
BBI3	BASE FRAME-LAGERHÖLZER-LAMBOURDES IMM	2	70x70	501
P1	POST-PFOSTEN-POTEAU 	3	120x120	2070

House	Material	File	Sheet
7056192 Garage Drome 70 CC sans porte		7056192 Garage Drome 70 CC sans porte.dwg	12

Pos	Specification-Bestimmung-Spécification	PCS	Profile (mm)	L (mm)
RB1	ROOFBEAMS-DACHBALKEN-SOLIVES DE PLAFOND 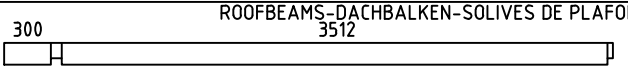	6	70x140	3917
RB2	ROOFBEAMS-DACHBALKEN-SOLIVES DE PLAFOND 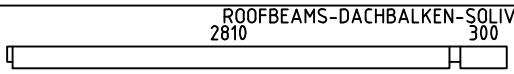	6	70x140	3215
R1	ROOFBOARD-DACHBRETT-VOLIGES  or-oder-ou	63+1 82+1	18x114 18x88	3240
R2	ROOFBOARD-DACHBRETT-VOLIGES  or-oder-ou	63+1 82+1	18x114 18x88	2515
GB1	ASSEMBLY REQUIRED-MONTAGE ERFORDERLICH-ASSEMBLAGE REQUIS 	2	36x320	3606
GB2	ASSEMBLY REQUIRED-MONTAGE ERFORDERLICH-ASSEMBLAGE REQUIS 	2	36x320	3606 +35
GB3	ASSEMBLY REQUIRED-MONTAGE ERFORDERLICH-ASSEMBLAGE REQUIS 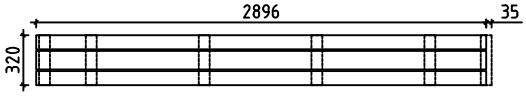	2	36x320	2896 +35
GB4	ASSEMBLY REQUIRED-MONTAGE ERFORDERLICH-ASSEMBLAGE REQUIS 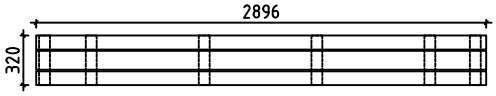	2	36x320	2896
ES1	EAVE SLAT-TRAUFENLEISTE-BAGUETTES POUR FIXER LES LATTES SOUS VOLIGES 	4	30x40	3195
ES2	EAVE SLAT-TRAUFENLEISTE-BAGUETTES POUR FIXER LES LATTES SOUS VOLIGES 	4	30x40	300
FS1	FIXING MECHANISM OF THE ELECTRIC MOTOR-BEFESTIGUNGSMECHANISMUS DES ELEKTROMOTORS-MADRIER DE FIXATION DU MOTEUR ÉLECTRIQUE 	1	45x90	3580
DT1	DOOR ASSEMBLING PROFILE-TÜR INSTALLIERUNGSPROFIL -TASSEAU DE FIXATION POUR PORTES 	2	18x25	1990
DT2	DOOR ASSEMBLING PROFILE-TÜR INSTALLIERUNGSPROFIL -TASSEAU DE FIXATION POUR PORTES 	2	18x25	1920
WT1	WINDOW ASSEMBLING PROFILE-FENSTER INSTALLIERUNGSPROFIL -TASSEAU DE FIXATION POUR FENÉTRE	4	18x25	500
SJ1	SCREW JOINT-GEWINDESTANGE -TIGES FILETÉS 	2	M10	2460
SJ2	SCREW JOINT-GEWINDESTANGE -TIGES FILETÉS	2	M10	2320
LCM	CONNECTING METAL-VERBINDEN VON METALL-CONNECTEUR MÉTALLIQUE 	2	45	135
RCM	ROOFBEAMS CONNECTING METAL-DACHBALKEN BEFESTIGUNGSMETALLE -CONNECTEUR MÉTALLIQUE POUR SOLIVES DE PLAFOND 	6	⌀6.0	200
WCM	WALLBEAMS CONNECTING METAL-WANDBOHLEN BEFESTIGUNG -METALLE-PATTE D´ASSEMBLAGE 	3	50	50
PRN	POST REGULATOR-PFOSTEN REGLER- PIED MÉTALLIQUE RÉGLABLE POUR POTEAU 	3		
	NAIL-NAGEL-CLOUS FOR-FÜR-POUR COATING FOR ROOF-BESCHICHTUNG FÜR DACH-REVÉTEMENT DE TOIT	580	⌀2.5	20

House	7056192 Garage Drome 70 CC sans porte	Material	File	7056192 Garage Drome 70 CC sans porte.dwg	Sheet	13

Pos	Specification-Bestimmung-Spécification	PCS	Profile (mm)	L (mm)
	NAIL-NAGEL-CLOUS FOR-FÜR-POUR R1	750	⌀2.5	60
	SCREWS-SCHRAUBEN-VIS FOR-FÜR-POUR LCM, WCM, GB1, GB2, GB3, GB4	360	⌀3.5	35
	SCREWS-SCHRAUBEN-VIS FOR-FÜR-POUR PRN	24	⌀6.0	45
	SCREWS-SCHRAUBEN-VIS FOR-FÜR-POUR ES1, ES2, P1, L1, L2	70	⌀4.5	50
	SCREWS-SCHRAUBEN-VIS FOR-FÜR-POUR GB1, GB2, GB3, GB4	30	⌀4.5	70
	SCREWS-SCHRAUBEN-VIS FOR-FÜR-POUR 006, 012, 018, FS1, P1, P2, P3, P4 GB1, GB2, GB3, GB4	50	⌀4.5	90
	SCREWS-SCHRAUBEN-VIS FOR-FÜR-POUR BBI1, BBI2, BBI3, BBI4	8	⌀5.0	120
	SCREWS-SCHRAUBEN-VIS FOR-FÜR-POUR WA-1, WB-1, WC-1 RB1, RB2	50	⌀6.0	160
	COATING FOR ROOF-BESCHICHTUNG FÜR DACH-REVÉTEMENT DE TOIT	4,0	R = 15m	
	FRAME AROUND ENTRANCE-RAHMEN UM DEN EINGANG-CADRE AUTOUR DE L'ENTRÉE 	1	2490	2045
	DOOR-TÜR-PORTE (right-rechts-droit) AST_PRE P 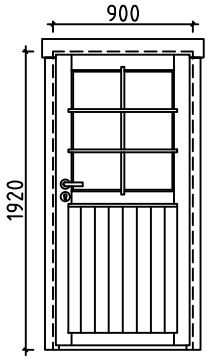 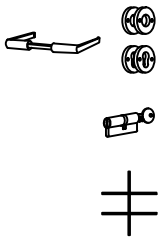	1 1 1 1	900	1920
	WINDOW-FENSTER-FENÉTRE (left-links-gauche) AST_PRE V 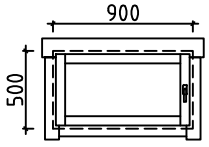 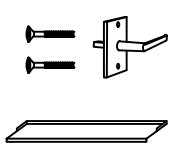	2 2 2	900	500

House 7056192 Garage Drome 70 CC sans porte	Material	File 7056192 Garage Drome 70 CC sans porte.dwg	Sheet 14

Pos	Specification-Bestimmung-Spécification	PCS	Profile (mm)	L (mm)
P1	BEAM-BALKEN-POUTRE	1	43x190	2720
P2	BEAM-BALKEN-POUTRE	2	43x140	2000
P3	BEAM-BALKEN-POUTRE	1	45x70	2400
P4	BEAM-BALKEN-POUTRE	2	45x70	2045
L1	BOARD-BRETT-PLANCHE	1	18x120	2620
L2	BOARD-BRETT-PLANCHE	4	18x90	2000
		1	131x2190	2720

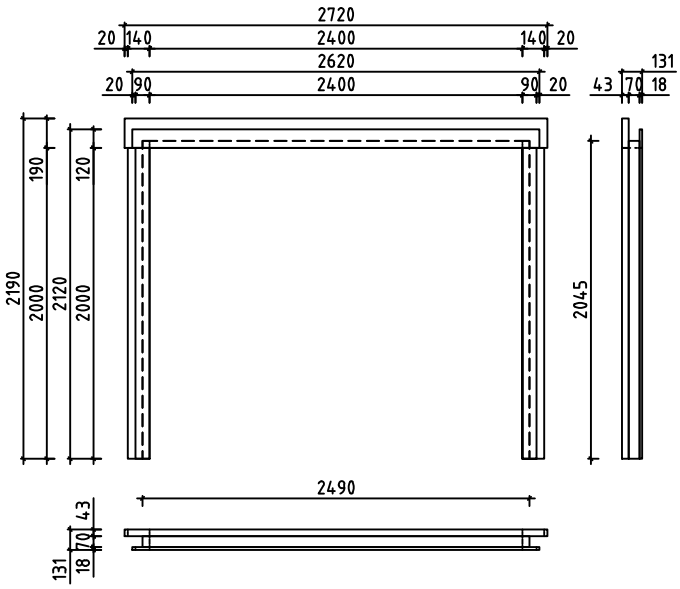

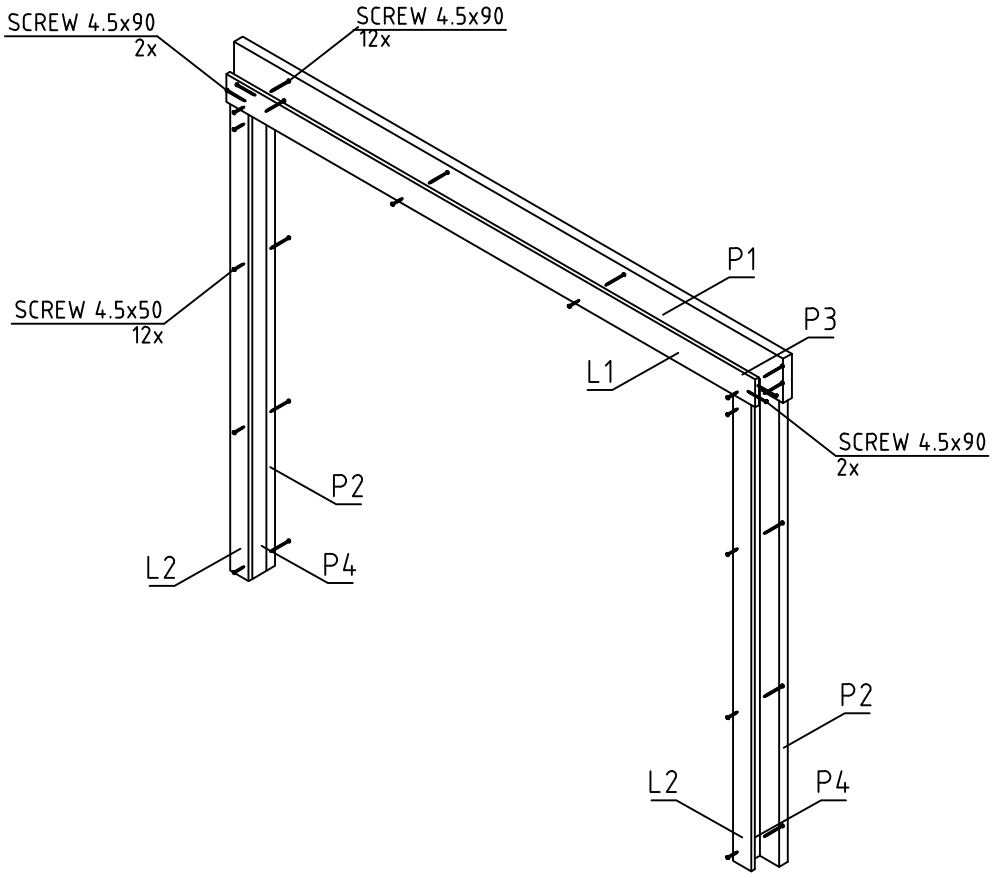

House 7056192 Garage Drome 70 CC sans porte	Material	File 7056192 Garage Drome 70 CC sans porte.dwg	Sheet 15

Pos	Assembly Instructions-Montageanleitungen-Instructions de Montage	PCS	Profile (mm)	L (mm)
L1	BOARD-BRETT-PLANCHE	4	18x120	3606
L2	BOARD-BRETT-PLANCHE	8	18x90	3606
L3	BOARD-BRETT-PLANCHE	4	18x120	2896
L4	BOARD-BRETT-PLANCHE	8	18x90	2896
L5	BOARD-BRETT-PLANCHE	52	18x70	320

GB1 — 2 — 36x320 — 3606



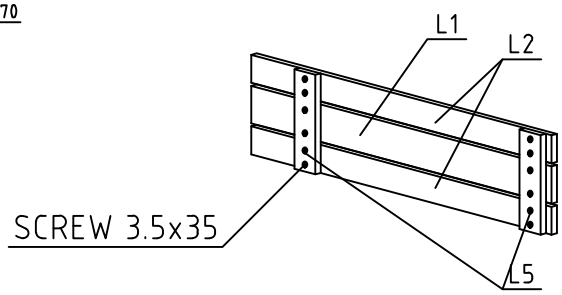

GB2 — 2 — 36x320 — 3606 +35



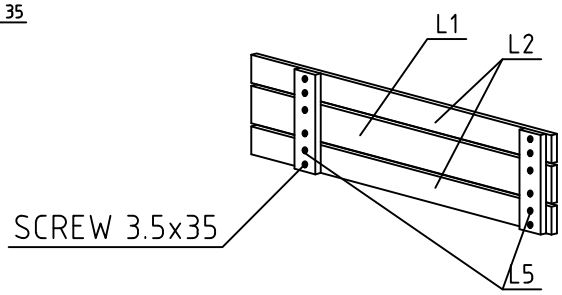

GB3 — 2 — 36x320 — 2896 +35



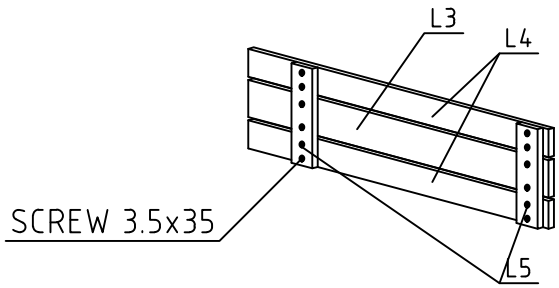

GB4 — 2 — 36x320 — 2896

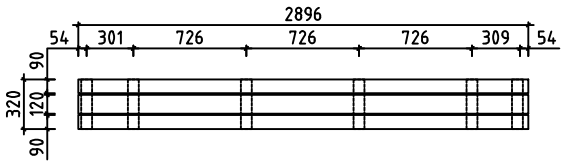

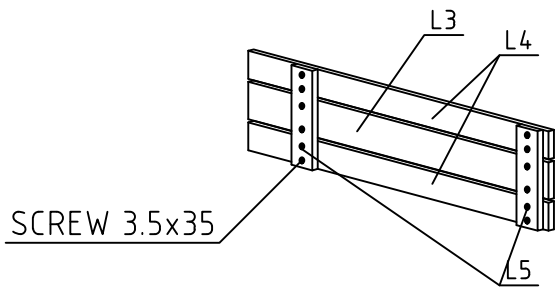

#001	A,C	5752	2
#002	A	5552	1
#003	C	5552	1
#004		5352	1
#005	B	5352	1
#006	A	5352	1
#007	A,B	5352	16
#008	B	5352	1
#009	1,2	3917	2
#010	1,2	3852	17
#011	1	3717	1
#012	B	3701	1
#013	B	3701	10
#014	1,2	3215	2
#015	1	3015	1
#016	A,C	2841	2
#017	B	2641	1
#018	B	741	1
#019	B	741	18
#020	1	676	30
#021	B	570	8