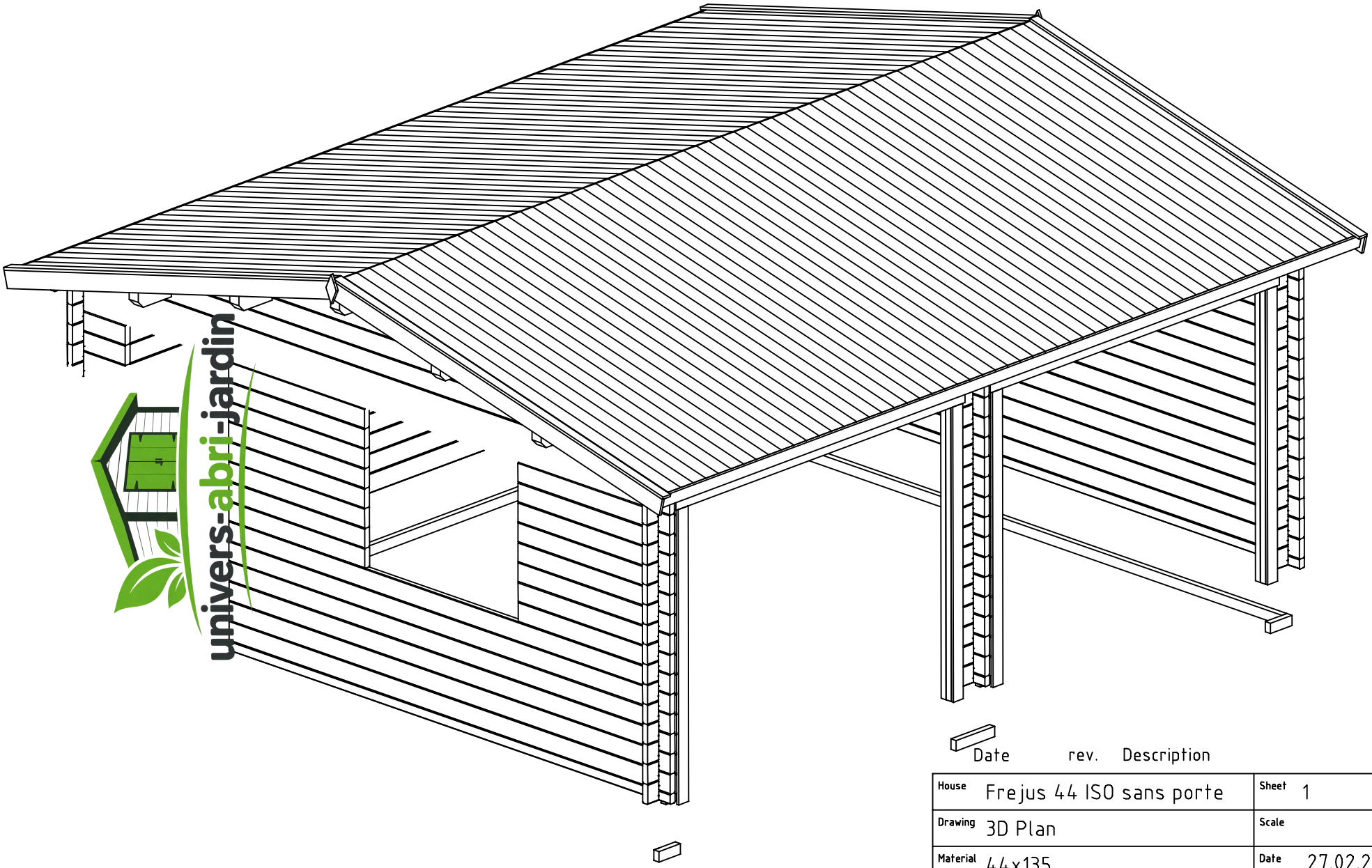

Date rev. Description

House	Frejus 44 ISO sans porte	Sheet	1
Drawing	3D Plan	Scale	
Material	44x135	Date	27.02.2019
Drawer	RP	File	Frejus 44 ISO sans porte 3D.dwg

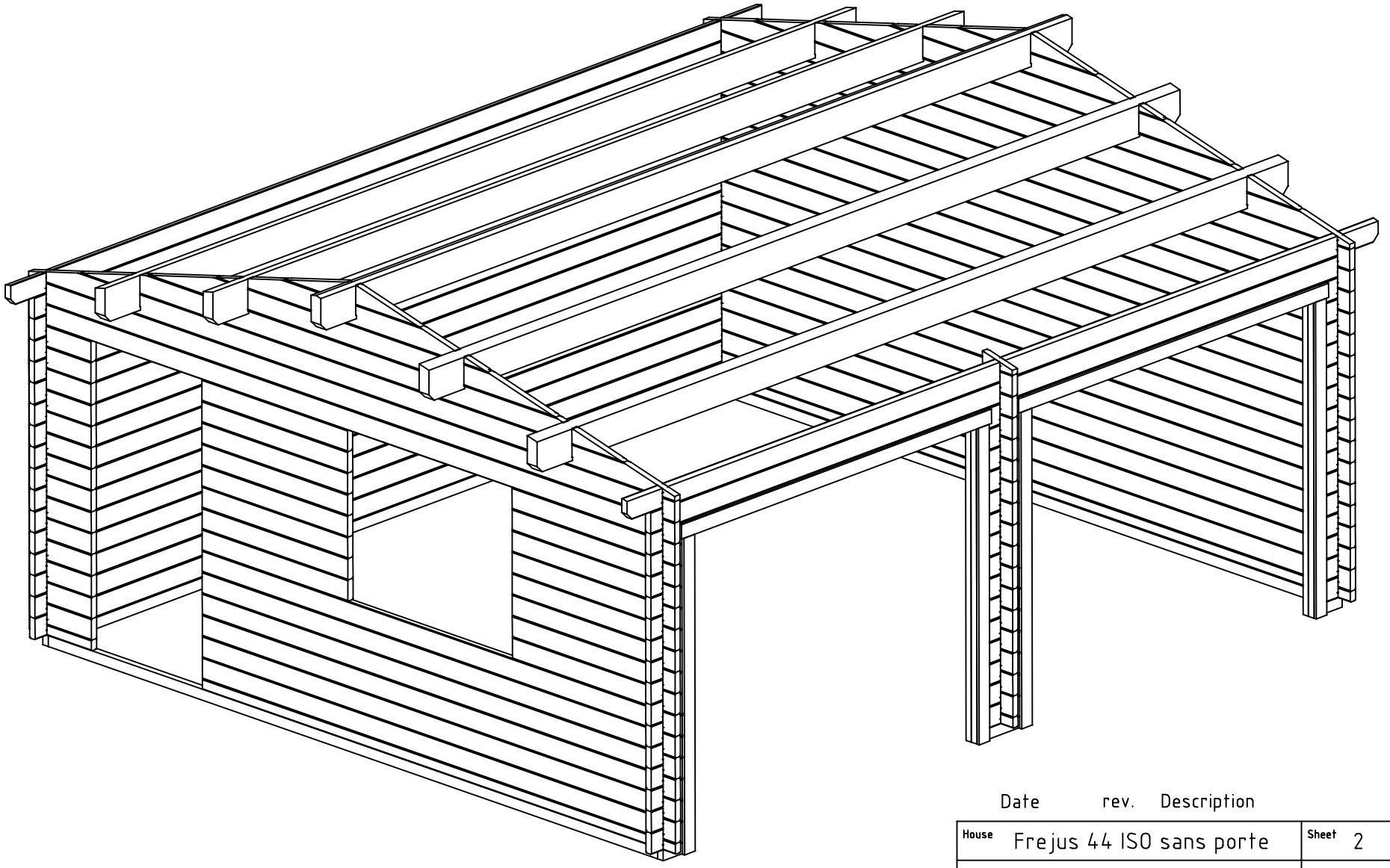

Date rev. Description

House	Frejus 44 ISO sans porte	Sheet	2
Drawing	3D Plan	Scale	
Material	44x135	Date	27.02.2019
Drawer	RP	File	Frejus 44 ISO sans porte 3D.dwg

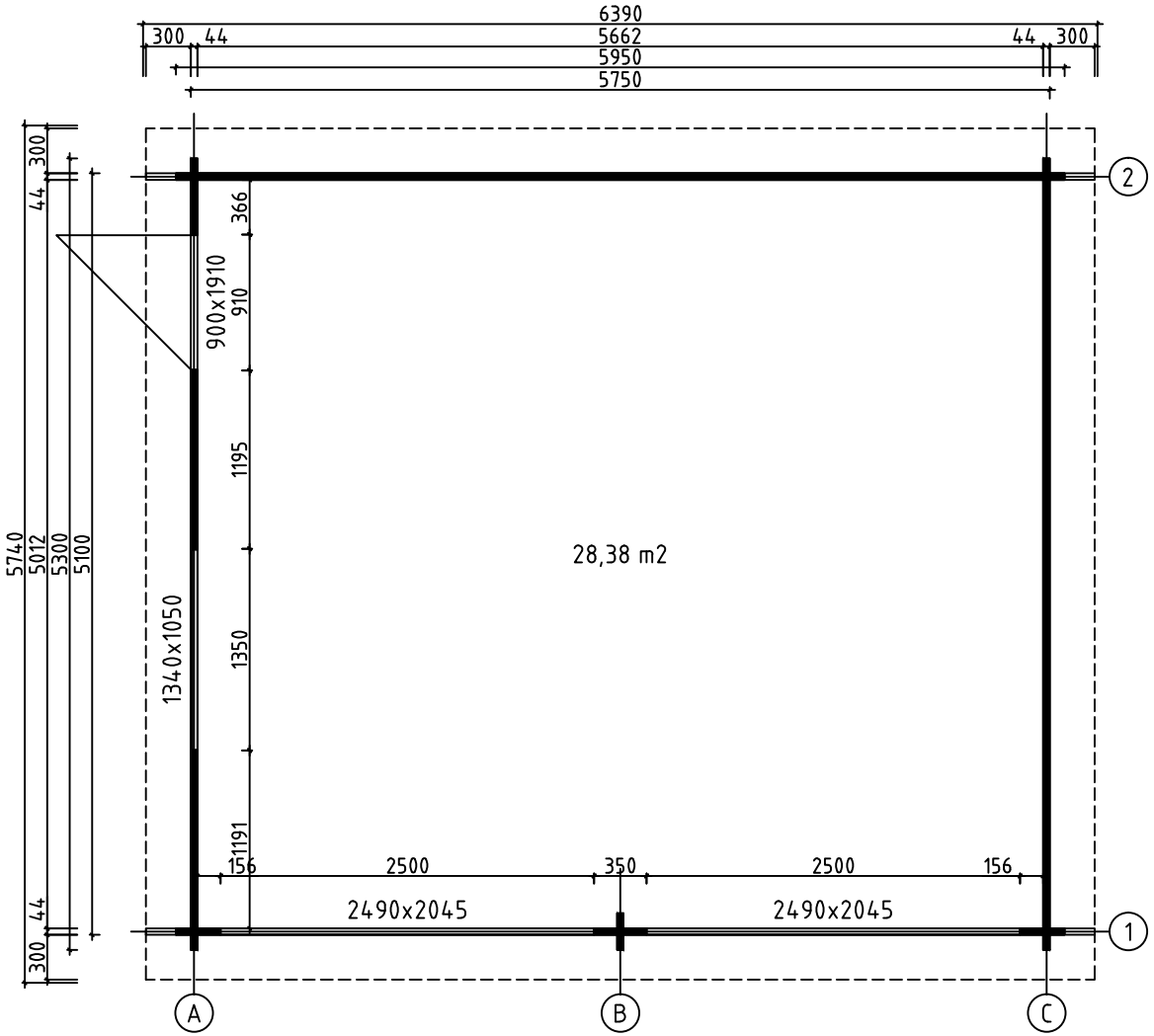

House	Frejus 44 ISO sans porte	Sheet	3
Drawing	GROUNDPLAN	Scale	1:50
Material	44x135	Date	27.02.2019
Drawer	RP	File	Frejus 44 ISO sans porte.dwg

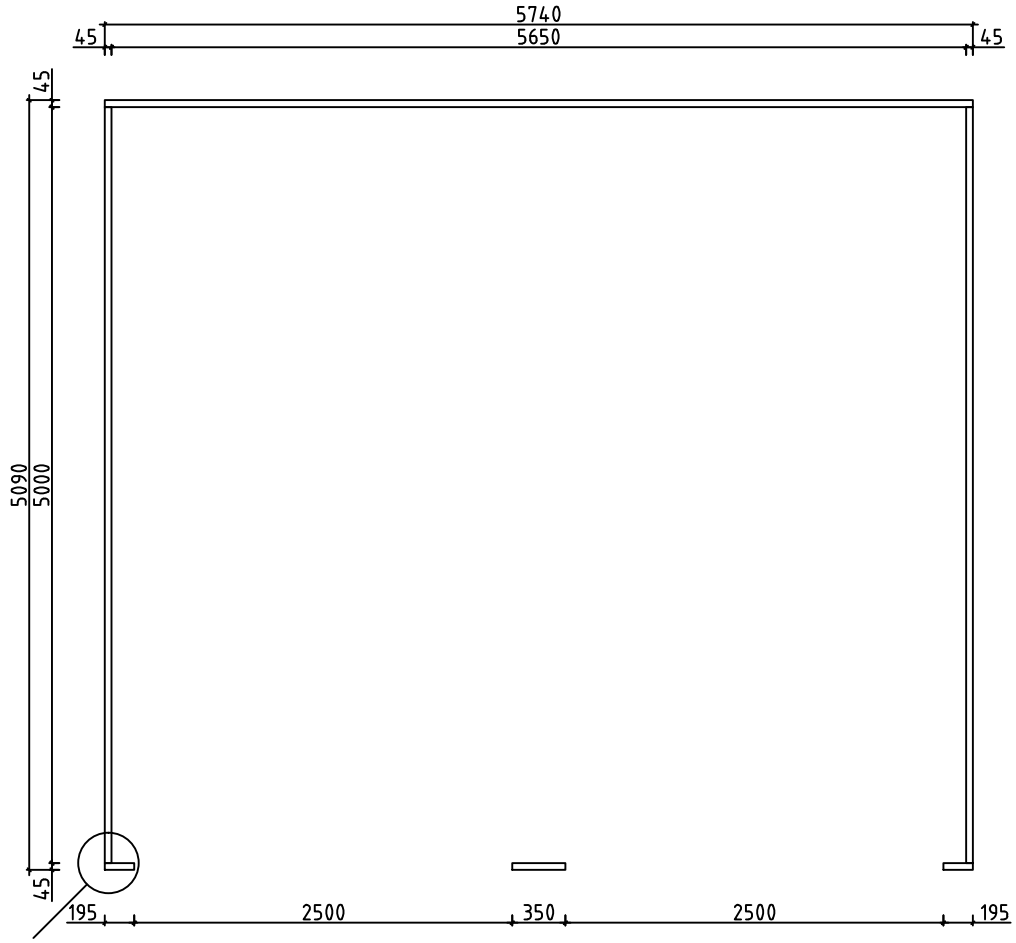

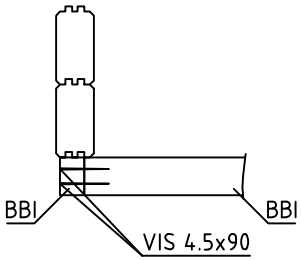

House	Frejus 44 ISO sans porte	Sheet	4
Drawing	BASE BEAMS	Scale	1:50
Material	45x70	Date	27.02.2019
Drawer	RP	File	Frejus 44 ISO sans porte.dwg

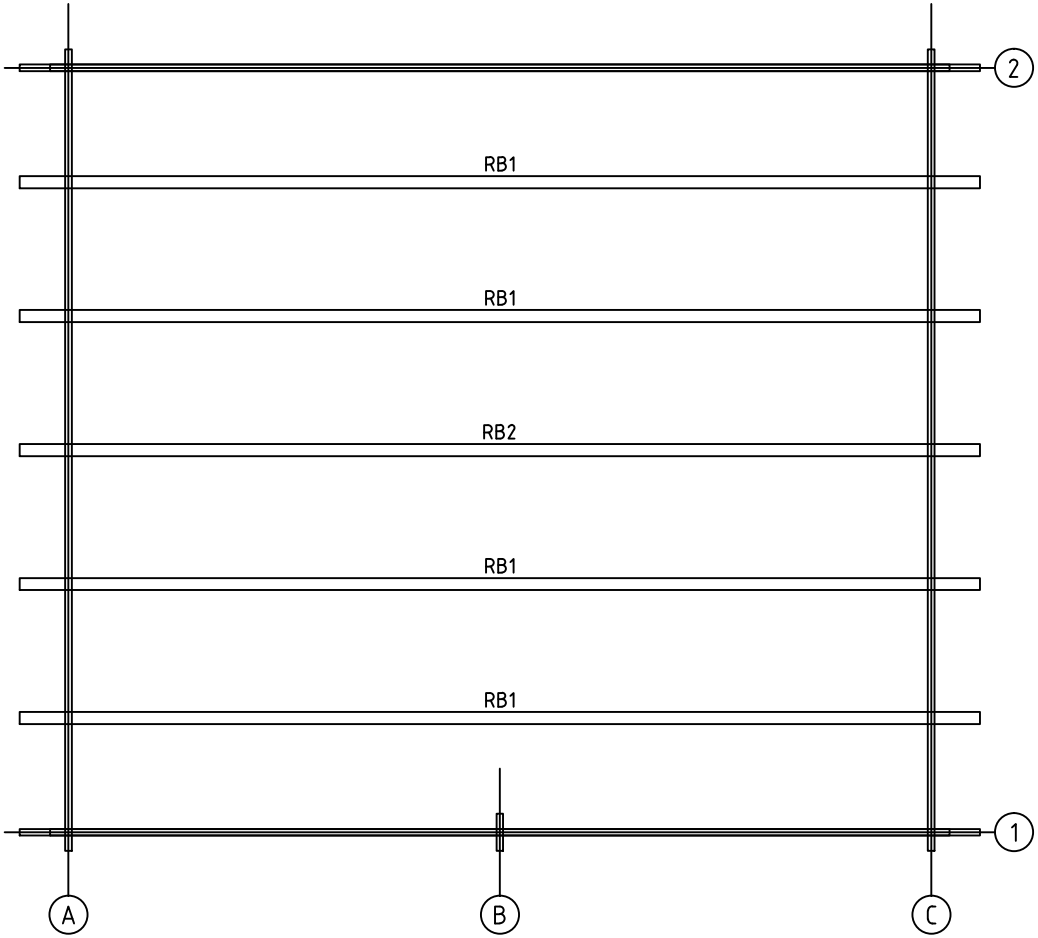

House	Frejus 44 ISO sans porte	Sheet	5
Drawing	ROOFBEAMS	Scale	1:50
Material	80x220	Date	27.02.2019
Drawer	RP	File	Frejus 44 ISO sans porte.dwg

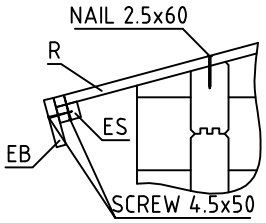

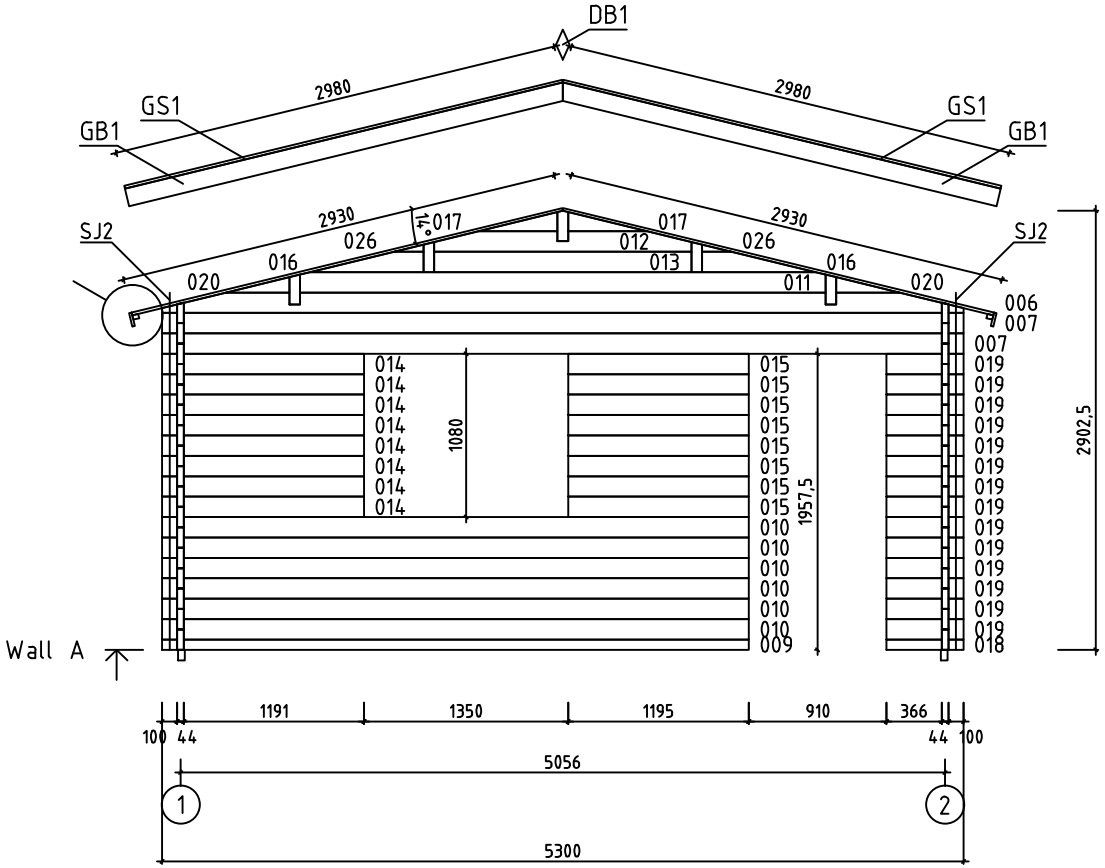

House	Frejus 44 ISO sans porte	Sheet	6
Drawing	WALL A	Scale	1:50
Material	44x135	Date	27.02.2019
Drawer	RP	File	Frejus 44 ISO sans porte.dwg

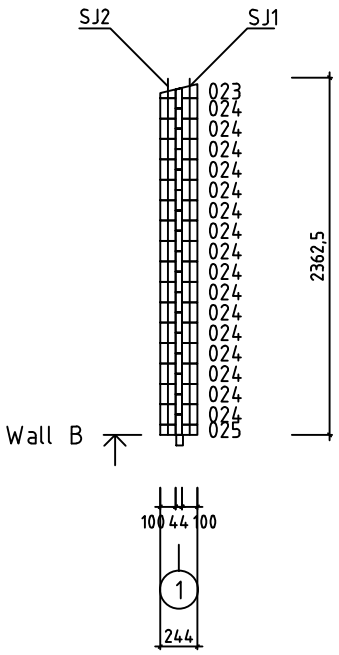

House	Frejus 44 ISO sans porte	Sheet	7
Drawing	WALL B	Scale	1:50
Material	44x135	Date	27.02.2019
Drawer	RP	File	Frejus 44 ISO sans porte.dwg

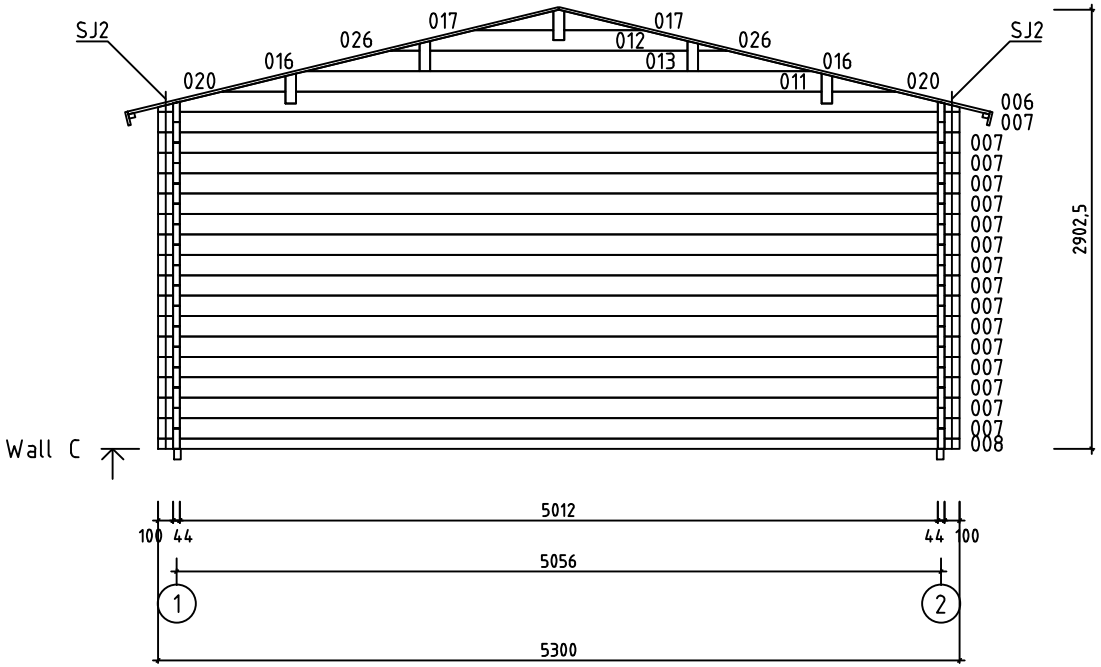

House	Frejus 44 ISO sans porte	Sheet	8
Drawing	WALL C	Scale	1:50
Material	44x135	Date	27.02.2019
Drawer	RP	File	Frejus 44 ISO sans porte.dwg

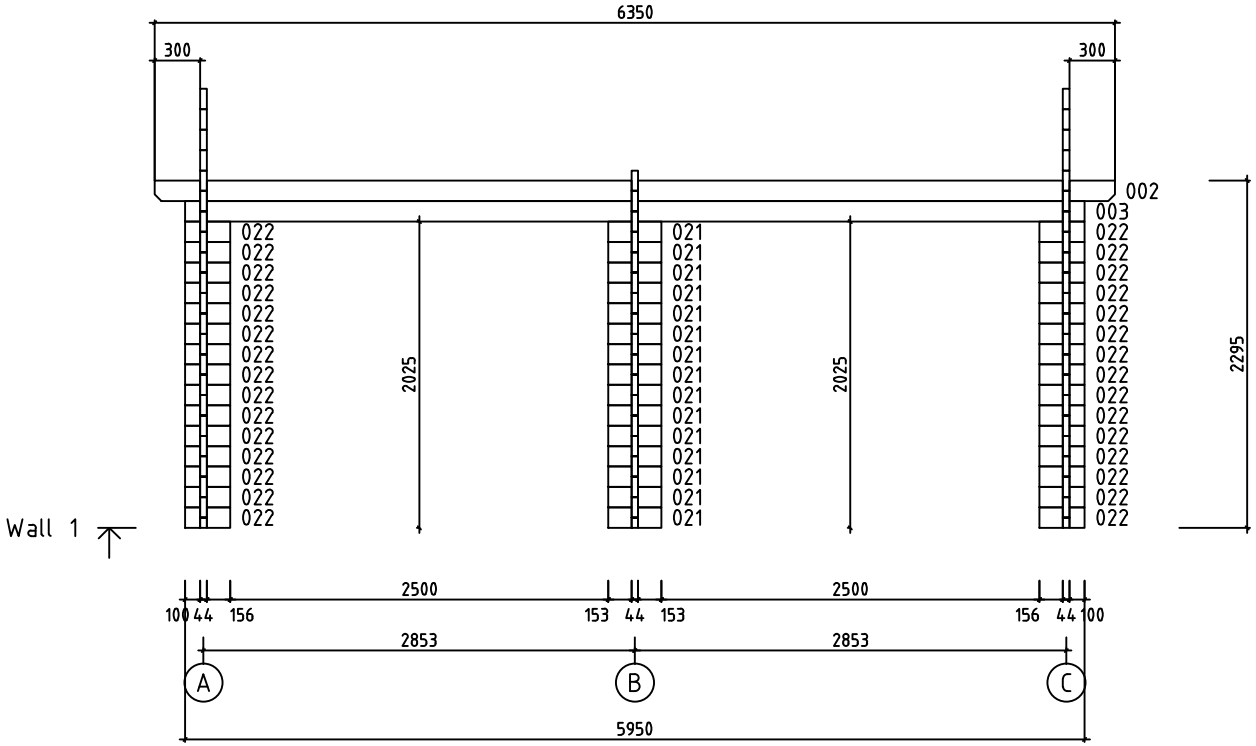

House	Frejus 44 ISO sans porte	Sheet	9
Drawing	WALL 1	Scale	1:50
Material	44x135	Date	27.02.2019
Drawer	RP	File	Frejus 44 ISO sans porte.dwg



House	Frejus 44 ISO sans porte	Sheet	10
Drawing	WALL 2	Scale	1:50
Material	44x135	Date	27.02.2019
Drawer	RP	File	Frejus 44 ISO sans porte.dwg

Pos	Specification-Bestimmung-Spécification	PCS	Profile (mm)	L (mm)
001	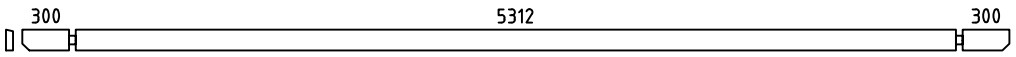	1	44x135	6350
002	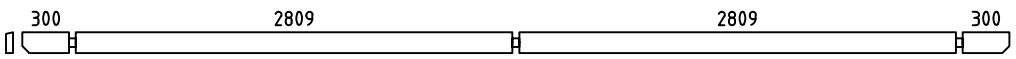	1	44x135	6350
003	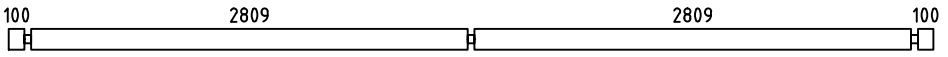	1	44x135	5950
004	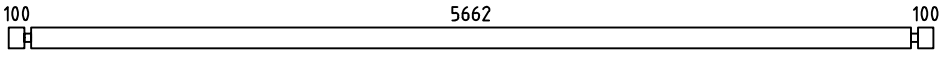	16	44x135	5950
005	SPARE BEAM-ERZATZBOHLE-MADRIER DE RÉSERVE 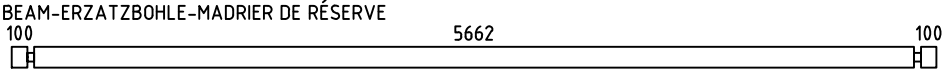	1	44x135	5950
007	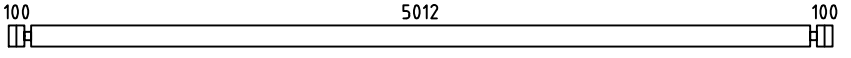	18	44x135	5300
008	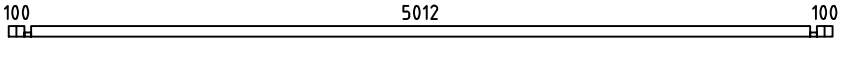	1	44x68	5300
009	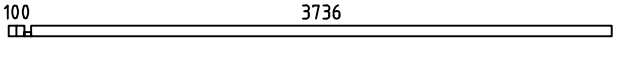	1	44x68	3880
010	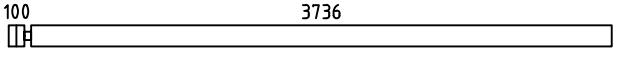	6	44x135	3880
014		8	44x135	1335
015		8	44x135	1195
018		1	44x68	510
019		14	44x135	510
021		15	44x135	350
022		30	44x135	300
023		1	44x92	244
024		16	44x135	244
025		1	44x68	244
WA-1 WC-1	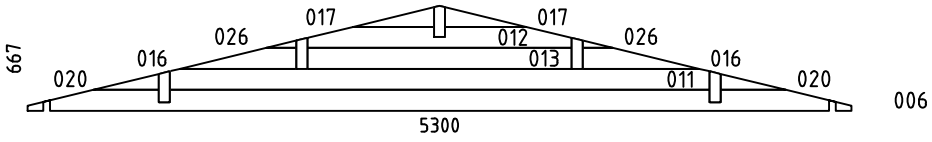	2	44x667	5300
HB	HIT BLOCK-SCHLAGHÖLZER-MADRIERS D´ASSEMBLAGE 	2	44x135	300
BBI2	BASE FRAME-LAGERHÖLZER-LAMBOURDES IMM	1	45x70	5740
BBI1	BASE FRAME-LAGERHÖLZER-LAMBOURDES IMM	2	45x70	5000
BBI4	BASE FRAME-LAGERHÖLZER-LAMBOURDES IMM	1	45x70	350
BBI3	BASE FRAME-LAGERHÖLZER-LAMBOURDES IMM	2	45x70	195

House	Material	File	Sheet
Frejus 44 ISO sans porte		Frejus 44 ISO sans porte.dwg	11

Pos	Specification-Bestimmung-Spécification	PCS	Profile (mm)	L (mm)
RB1	ROOFBEAMS-DACHBALKEN-SOLIVES DE PLAFOND 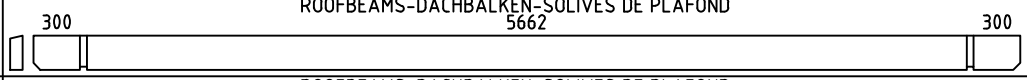	4	80x220	6350
RB2	ROOFBEAMS-DACHBALKEN-SOLIVES DE PLAFOND 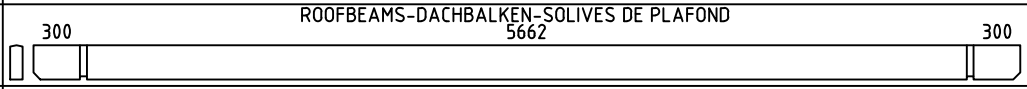	1	80x220	6350
FS1	FIXING MECHANISM OF THE ELECTRIC MOTOR-BEFESTIGUNGSMECHANISMUS DES ELEKTROMOTORS-MADRIER DE FIXATION DU MOTEUR ÉLECTRIQUE	1	45x90	5680
R1	ROOFBOARD-DACHBRETT-VOLIGES or-oder-ou	112+2 146+2	18x114 18x88	2930
GB1	GABLE BOARD-GIEBELBLENDE-PLANCHE DE RIVE 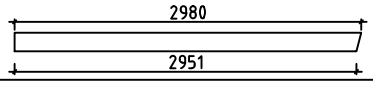	4	18x120	2980
GS1	ROOF FELT FILLET-GIEBELLEISTE-BAGUETTES POUR FIXER LES PLANCHES DE RIVE	4	18x70	2980
EB1	EAVE BOARD-TRAUFBRETT-LATTES SOUS VOLIGES	8	18x90	3175
ES1	EAVE SLAT-TRAUFENLEISTE-BAGUETTES POUR FIXER LES LATTES SOUS VOLIGES 	8	30x40	3175
DB1	DIAMOND-RAUTE-ELÉMENTS DE DÉCORATION 	2	18x90	200
SJ1	SCREW JOINT-GEWINDESTANGE -TIGES FILETÉS	1	M10	2350
SJ2	SCREW JOINT-GEWINDESTANGE -TIGES FILETÉS	5	M10	2300
LCM	CONNECTING METAL-VERBINDEN VON METALL-CONNECTEUR MÉTALLIQUE 	2	45	135
	NAIL-NAGEL-CLOUS FOR-FÜR-POUR COATING FOR ROOF-BESCHICHTUNG FÜR DACH-REVÉTEMENT DE TOIT	520	ϕ2.5	20
	NAIL-NAGEL-CLOUS FOR-FÜR-POUR R1	590	ϕ2.5	60
	SCREWS-SCHRAUBEN-VIS FOR-FÜR-POUR LCM	24	ϕ3.5	35
	SCREWS-SCHRAUBEN-VIS FOR-FÜR-POUR GB1, GS1, EB1, ES1, DB1, L1, L2	110	ϕ4.5	50
	SCREWS-SCHRAUBEN-VIS FOR-FÜR-POUR 008, 009, 018, 025, FS1, P1, P2, P3, P4 BBI1, BBI2, BBI3, BBI4	50	ϕ4.5	90
	SCREWS-SCHRAUBEN-VIS FOR-FÜR-POUR WA-1, WB-1, RB1, RB2	30	ϕ6.0	160
	COATING FOR ROOF-BESCHICHTUNG FÜR DACH-REVÉTEMENT DE TOIT 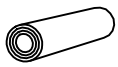	4,0	R = 15m	

House	Frejus 44 ISO sans porte	Material		File	Frejus 44 ISO sans porte.dwg	Sheet	12

Pos	Specification-Bestimmung-Spécification	PCS	Profile (mm)	L (mm)
	DOOR-TÜR-PORTE (left-links-gauche) ORT_ECO V	1	900	1910
	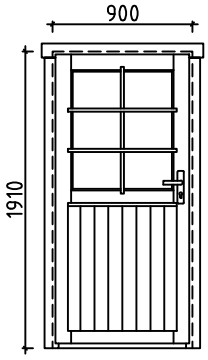 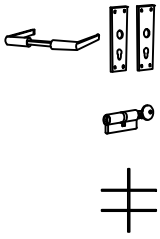	1 1 1		
	DOUBLE WINDOW-DOPPEL FENSTER-DOUBLE FENÉTRE (right-rechts-droit) ORT_ECO P	1	1340	1050
	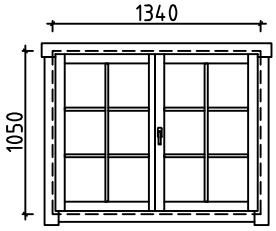 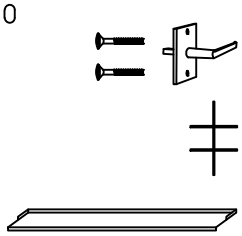	1 2 1		

House Frejus 44 ISO sans porte	Material	File Frejus 44 ISO sans porte.dwg	Sheet 13

Pos	Specification-Bestimmung-Spécification	PCS	Profile (mm)	L (mm)
P1	TRAVERSE HAUTE	2	43x190	2720
P2	MONTANT DU CADRE	4	43x140	2000
P3	MONTANT DU CADRE	2	45x46	2400
P4	MONTANT DU CADRE	4	45x46	2045
L1	TRAVERSE HAUTE	2	18x90	2620
L2	TRAVERSE HAUTE	4	18x90	2000
		2	107x2190	2720

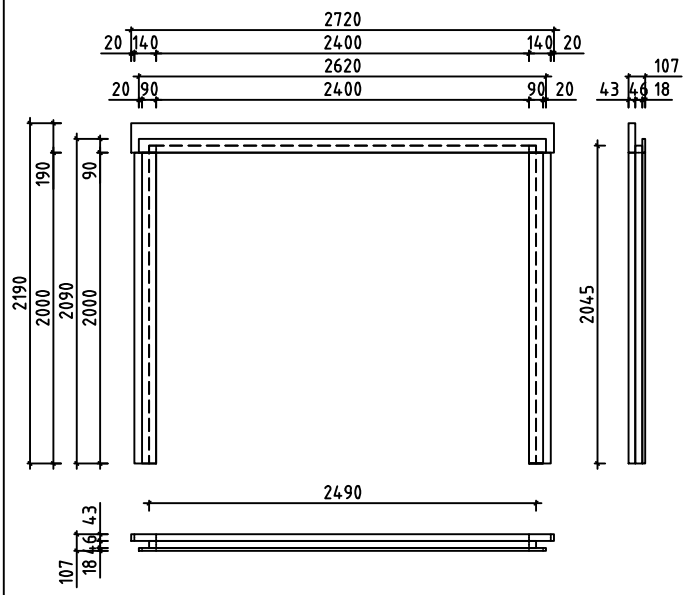

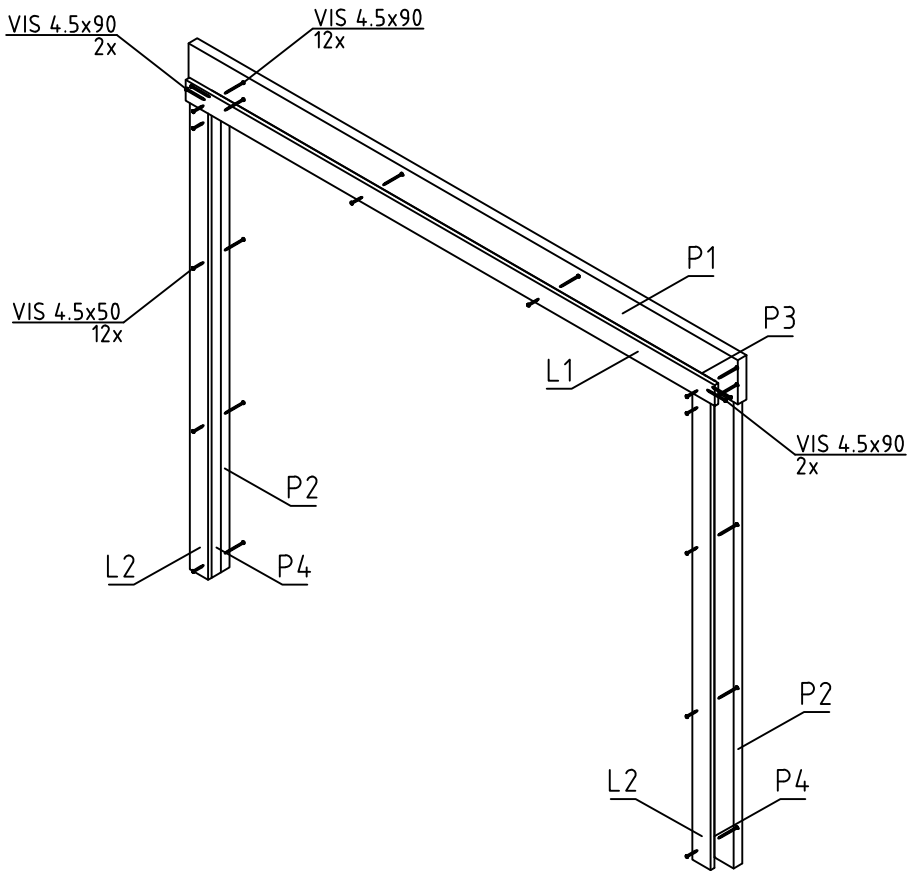

House Frejus 44 ISO sans porte	Material	File Frejus 44 ISO sans porte.dwg	Sheet 14

#001	2	6350	1
#002	1	6350	1
#003	1	5950	1
#004	2	5950	16
#005		5950	1
#006	A,C	5300	2
#007	A,C	5300	18
#008	C	5300	1
#009	A	3880	1
#010	A	3880	6
#011	A,C	3474	2
#012	A,C	1702	2
#013	A,C	1702	2
#014	A	1335	8
#015	A	1195	8
#016	A,C	750	4
#017	A,C	522	4
#018	A	510	1
#019	A	510	14
#020	A,C	420	4
#021	1	350	15
#022	1	300	30
#023	B	244	1
#024	B	244	16
#025	B	244	1
#026	A,C	193	4