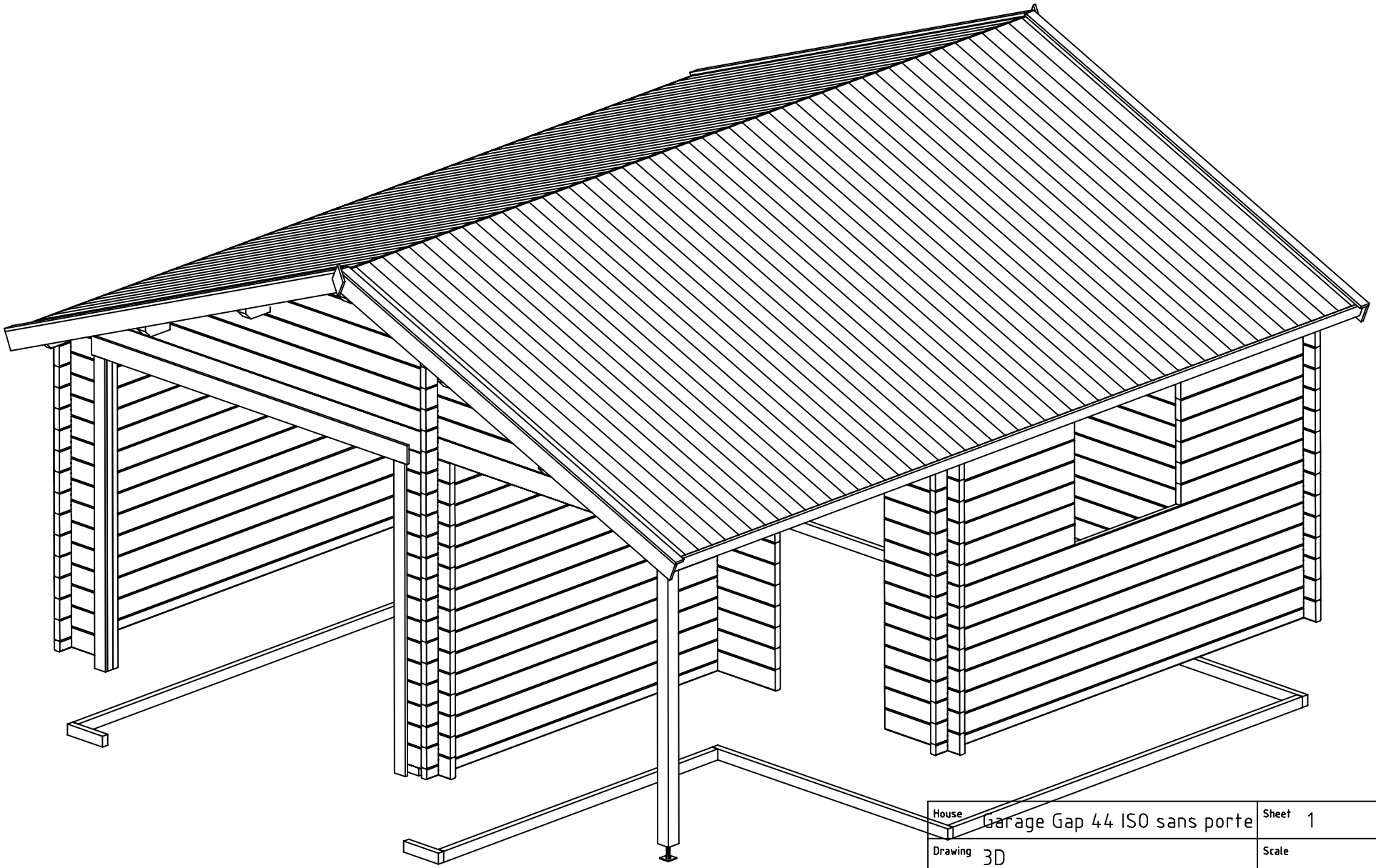

House	Garage Gap 44 ISO sans porte	Sheet	1
Drawing	3D	Scale	
Material	44x135	Date	21.03.2022
Drawer	RP	File	Garage Gap 44 ISO sans porte 3D.dwg

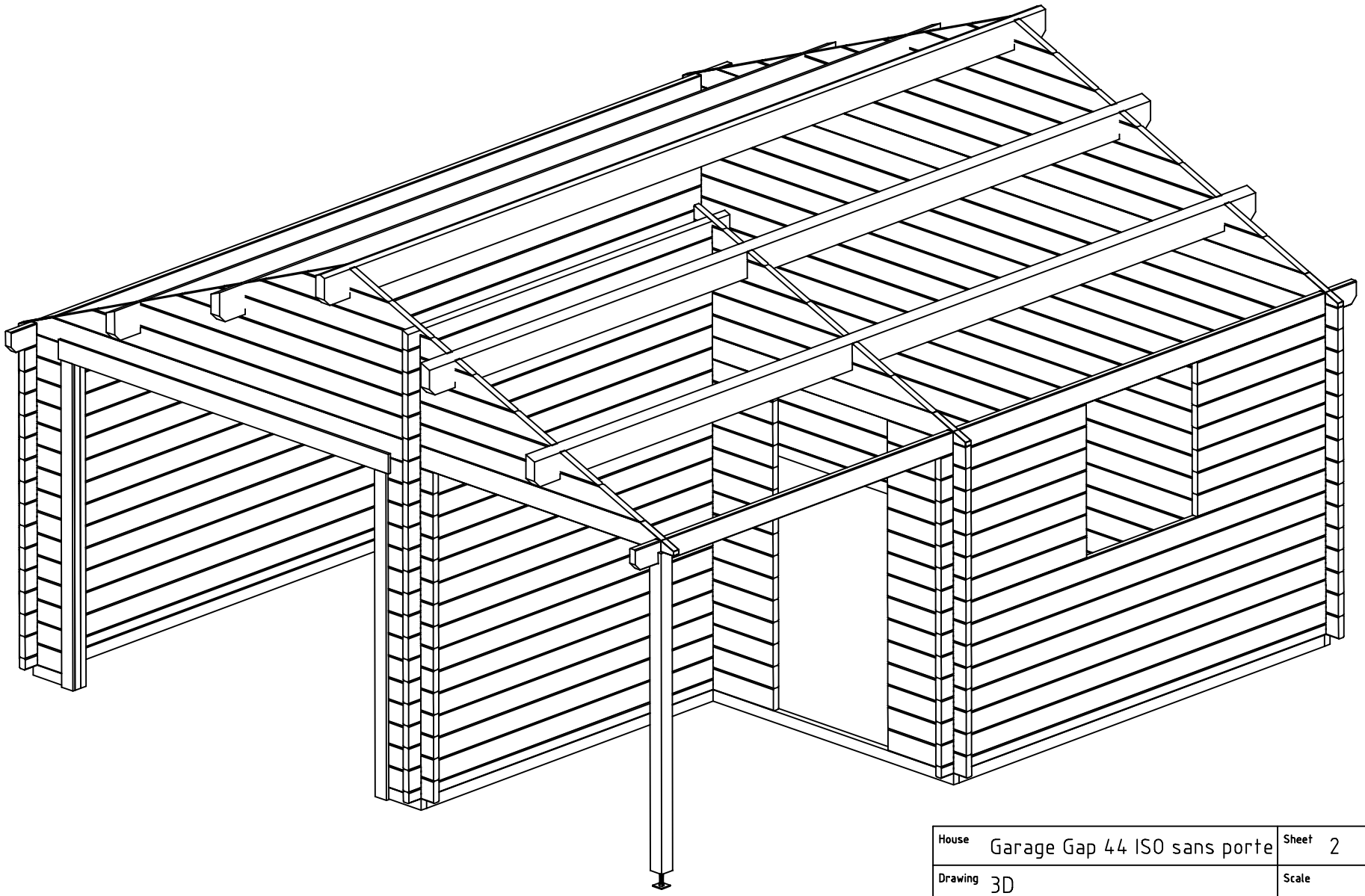

House	Garage Gap 44 ISO sans porte	Sheet	2
Drawing	3D	Scale	
Material	44x135	Date	21.03.2022
Drawer	RP	File	Garage Gap 44 ISO sans porte 3D.dwg

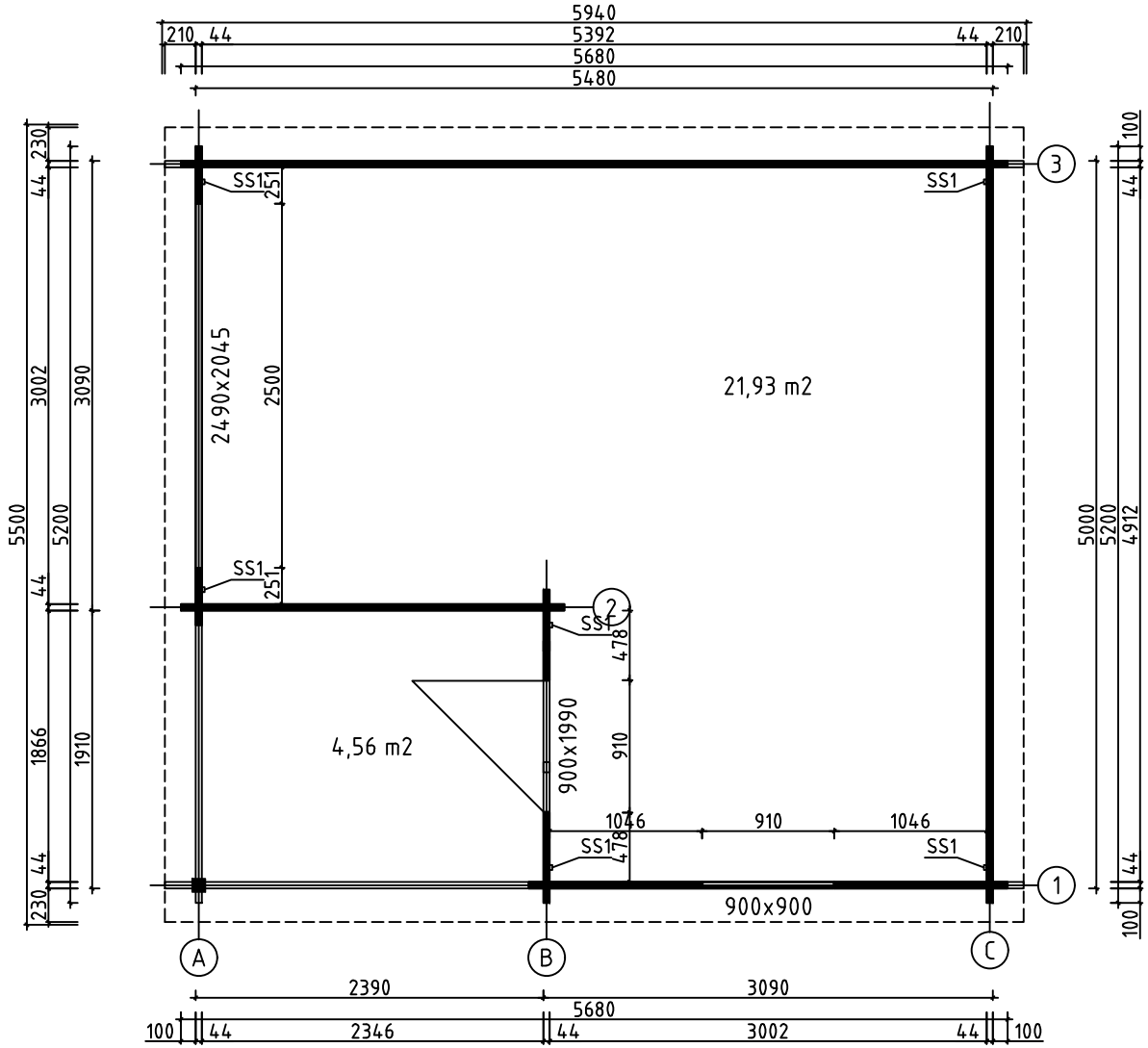

House	Garage Gap 44 ISO sans porte	Sheet	3
Drawing	GROUNDPLAN	Scale	1:50
Material	44x135	Date	21.03.2022
Drawer	RP	File	Garage Gap 44 ISO sans porte.dwg

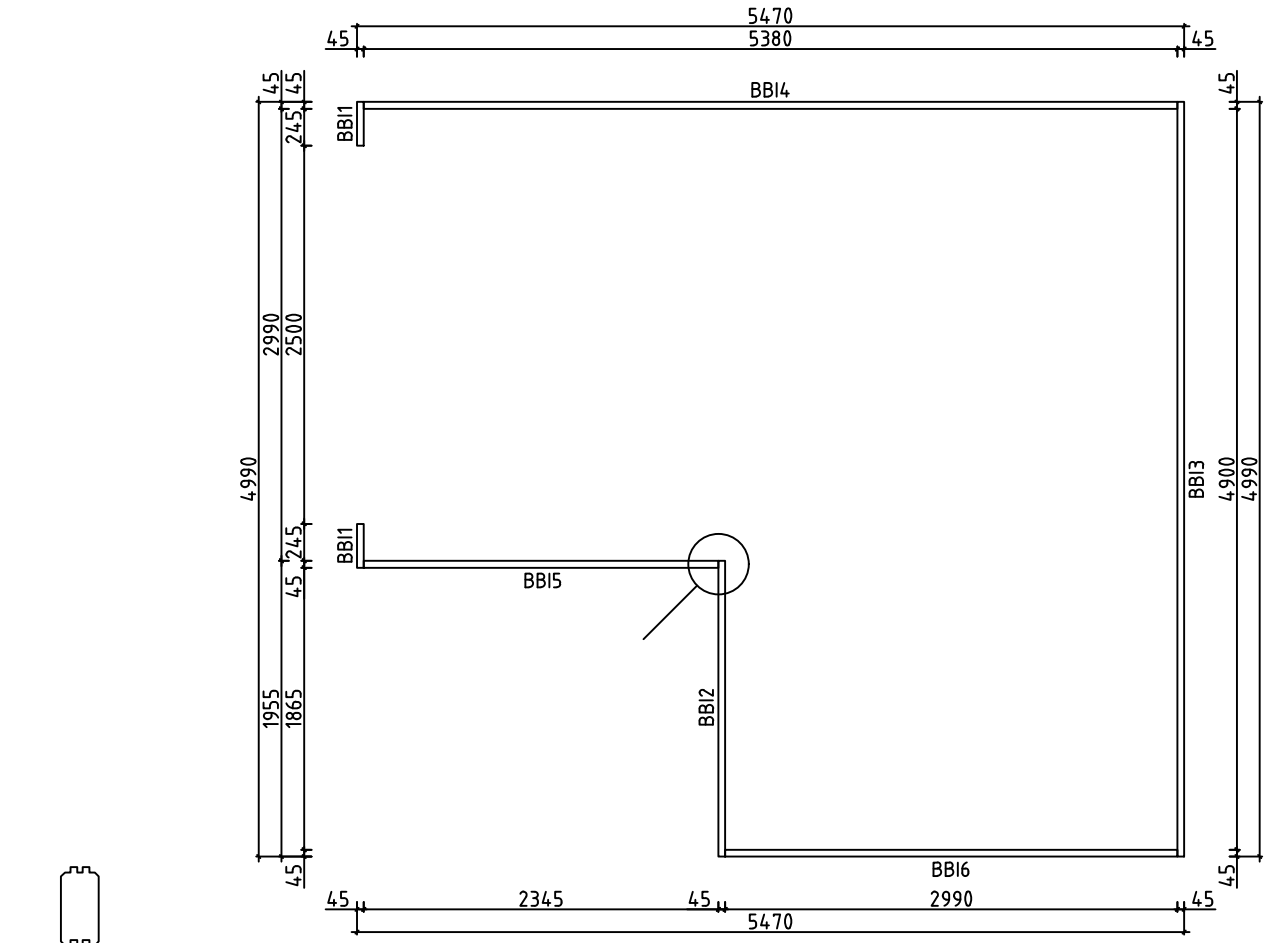

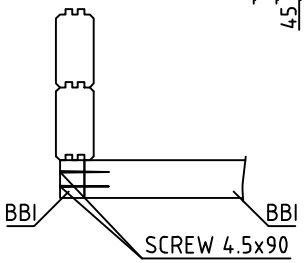

House	Garage Gap 44 ISO sans porte	Sheet	4
Drawing	BASE BEAMS	Scale	1:50
Material	45x70	Date	21.03.2022
Drawer	RP	File	Garage Gap 44 ISO sans porte.dwg

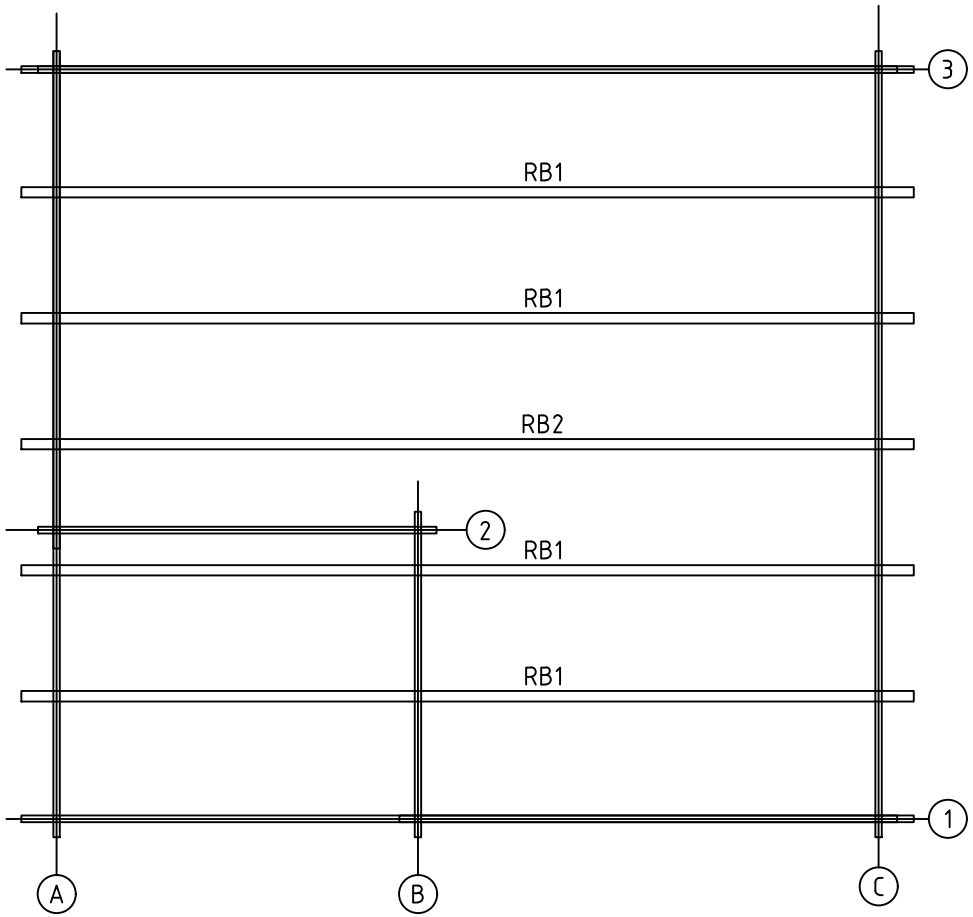

House	Garage Gap 44 ISO sans porte	Sheet	5
Drawing	ROOFBEAMS	Scale	1:50
Material	68x190	Date	21.03.2022
Drawer	RP	File	Garage Gap 44 ISO sans porte.dwg

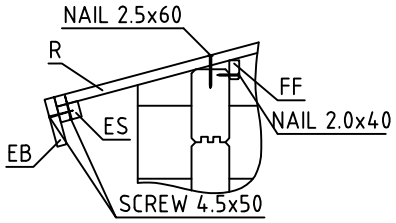

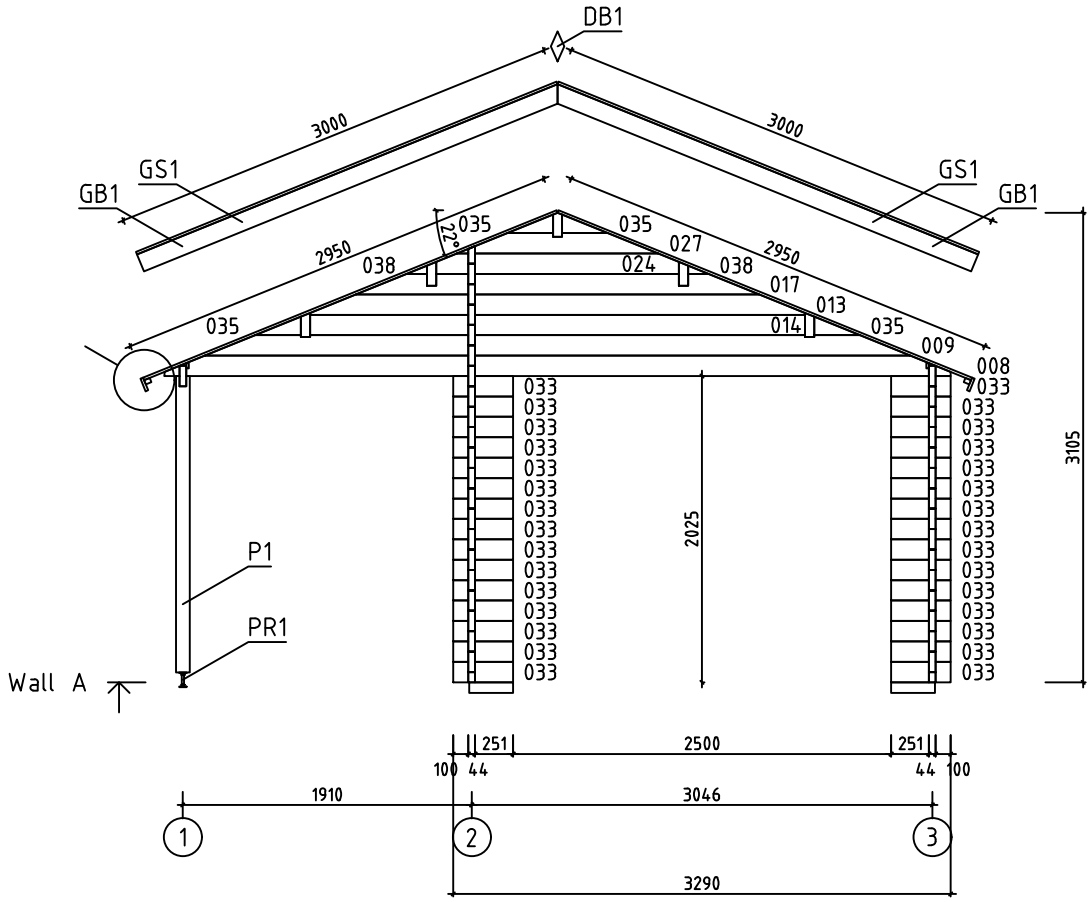
DB1
3000
3000
GS1
GS1
GB1
GB1
2950
2950
22°
035
035
027
038
024
038
017
013
014
035
035
009
008
033
033
033

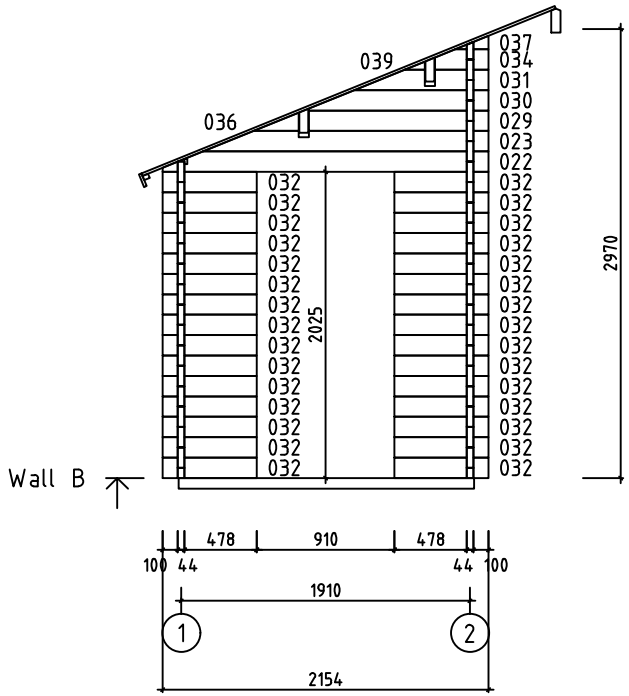

House	Garage Gap 44 ISO sans porte	Sheet	7
Drawing	WALL B	Scale	1:50
Material	44x135	Date	21.03.2022
Drawer	RP	File	Garage Gap 44 ISO sans porte.dwg

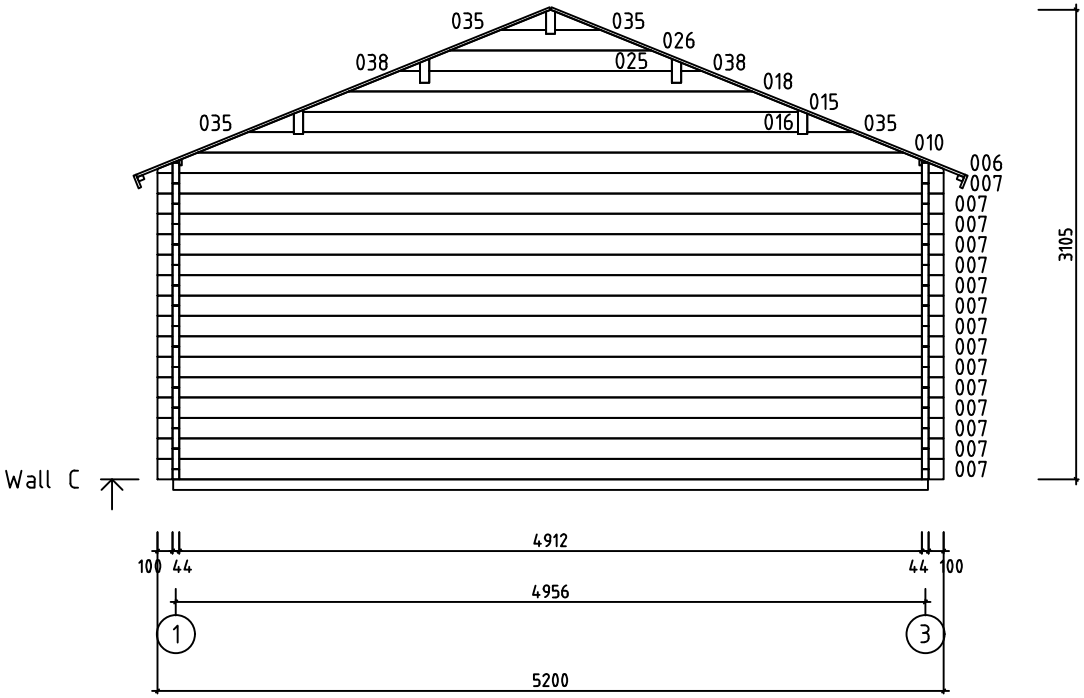

House	Garage Gap 44 ISO sans porte	Sheet	8
Drawing	WALL C	Scale	1:50
Material	44x135	Date	21.03.2022
Drawer	RP	File	Garage Gap 44 ISO sans porte.dwg

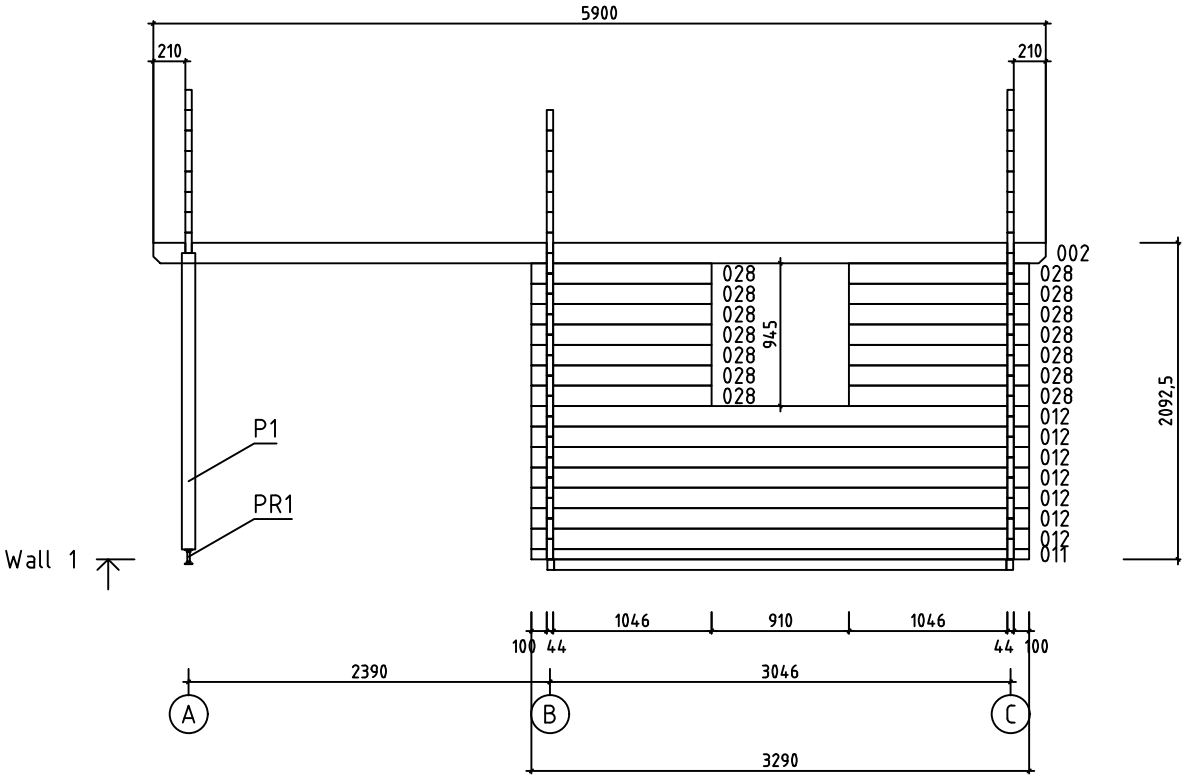

House	Garage Gap 44 ISO sans porte	Sheet	9
Drawing	WALL 1	Scale	1:50
Material	44x135	Date	21.03.2022
Drawer	RP	File	Garage Gap 44 ISO sans porte.dwg

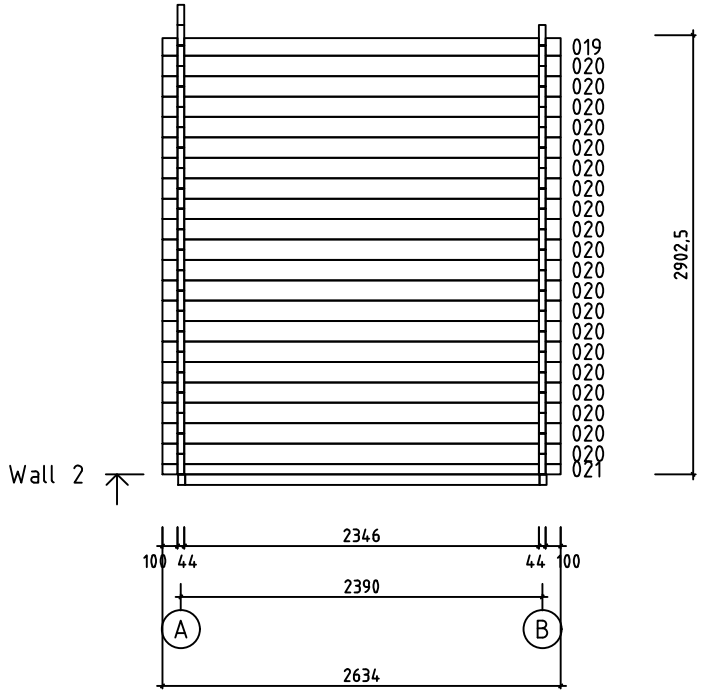

House	Garage Gap 44 ISO sans porte	Sheet	10
Drawing	WALL 2	Scale	1:50
Material	44x135	Date	21.03.2022
Drawer	RP	File	Garage Gap 44 ISO sans porte.dwg



House	Garage Gap 44 ISO sans porte	Sheet	11
Drawing	WALL 3	Scale	1:50
Material	44x135	Date	21.03.2022
Drawer	RP	File	Garage Gap 44 ISO sans porte.dwg

Pos	Specification-Bestimmung-Spécification	PCS	Profile (mm)	L (mm)
001	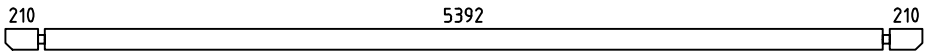	1	44x135	5900
002		1	44x135	5900
003	SPARE BEAM-ERZATZBOHLE-MADRIER DE RÉSERVE 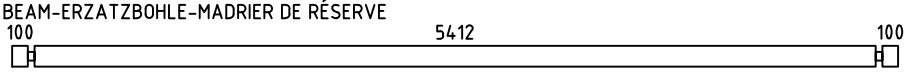	1	44x135	5700
004	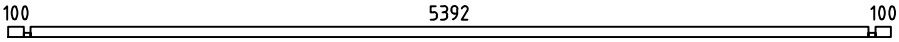	1	44x68	5680
005	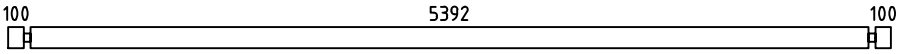	14	44x135	5680
007	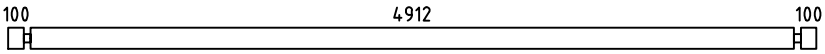	15	44x135	5200
011	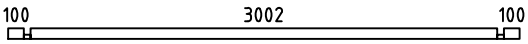	1	44x68	3290
012	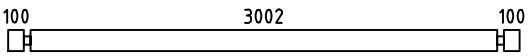	7	44x135	3290
019	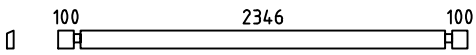	1	44x116	2634
020	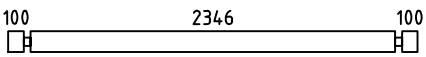	20	44x135	2634
021	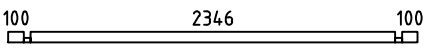	1	44x68	2634
028	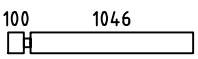	14	44x135	1190
032	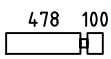	30	44x135	622
033		30	44x135	395
WA-1	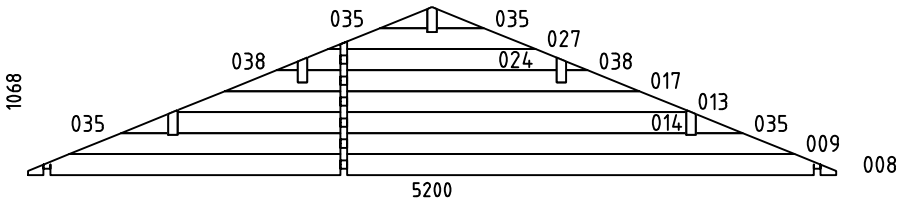	1	44x1068	5200
WB-1	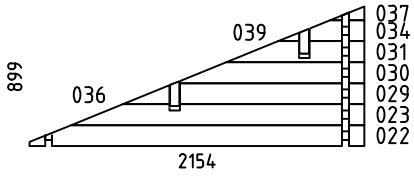	1	44x896	2154
WC-1	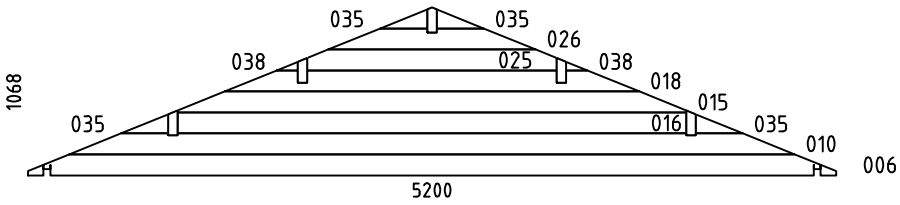	1	44x1068	5200
HB	HIT BLOCK-SCHLAGHÖLZER-MADRIERS D´ASSEMBLAGE 	2	44x135	300

House	Garage Gap 44 ISO sans porte	Material		File	Garage Gap 44 ISO sans porte.dwg	Sheet	12

Pos	Specification-Bestimmung-Spécification	PCS	Profile (mm)	L (mm)
BBI4	BASE FRAME-LAGERHÖLZER-LAMBOURDES IMM	1	45x70	5380
BBI3	BASE FRAME-LAGERHÖLZER-LAMBOURDES IMM	1	45x70	4990
BBI6	BASE FRAME-LAGERHÖLZER-LAMBOURDES IMM	1	45x70	2990
BBI5	BASE FRAME-LAGERHÖLZER-LAMBOURDES IMM	1	45x70	2345
BBI2	BASE FRAME-LAGERHÖLZER-LAMBOURDES IMM	1	45x70	1955
BBI1	BASE FRAME-LAGERHÖLZER-LAMBOURDES IMM	2	45x70	290
P1	POST-PFOSTEN-POTEAU 	1	90x90	1960
FS1	FIXING MECHANISM OF THE ELECTRIC MOTOR-BEFESTIGUNGSMECHANISMUS DES ELEKTROMOTORS-MADRIER DE FIXATION DU MOTEUR ÉLECTRIQUE 	1	45x90	3000
RB1	ROOFBEAMS-DACHBALKEN-SOLIVES DE PLAFOND 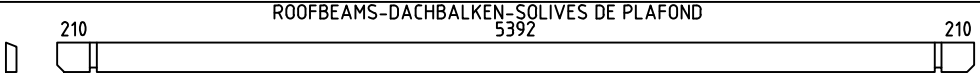	4	68x190	5900
RB2	ROOFBEAMS-DACHBALKEN-SOLIVES DE PLAFOND 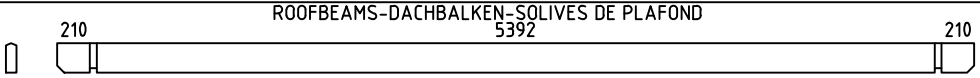	1	68x190	5900
R1	ROOFBOARD-DACHBRETT-VOLIGES or-oder-ou	104+2 136+2	18x114 18x88	2950
FF1	ROOF FILLET-DACHBRETTLEISTE-BAGUETTE DE FINITION DE VOLIGES		18x35	12m
GB1	GABLE BOARD-GIEBELBLENDE-PLANCHE DE RIVE 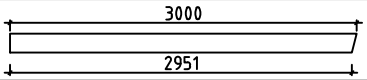	4	18x120	3000
GS1	ROOF FELT FILLET-GIEBELLEISTE-BAGUETTES POUR FIXER LES PLANCHES DE RIVE 	4	18x70	3000
EB1	EAVE BOARD-TRAUFBRETT-LATTES SOUS VOLIGES 	4	18x90	2950
ES1	EAVE SLAT-TRAUFENLEISTE-BAGUETTES POUR FIXER LES LATTES SOUS VOLIGES 	4	30x40	2950
DB1	DIAMOND-RAUTE-ELÉMENTS DE DÉCORATION 	2	18x90	200
SS1	STORM SLAT-STURMLEISTE -BAGUETTE DE TEMPETE TYPE 2	6	18x35	1990
PR1	POST REGULATOR-PFOSTEN REGLER- PIED MÉTALLIQUE RÉGLABLE POUR POTEAU 	1		
LCM	CONNECTING METAL-VERBINDEN VON METALL-CONNECTEUR MÉTALLIQUE 	2	45	135
	SCREWS-SCHRAUBEN-VISSER FOR-FÜR-POUR SS1	12	M8	90
	WASHER-SCHEIBE-RONDELLE FOR-FÜR-POUR SS1 	12	M8	
	NUT-NUSS-ÉCROU FOR-FÜR-POUR SS1 	12	M8	
	NAIL-NAGEL-CLOUS FOR-FÜR-POUR COATING FOR ROOF-BESCHICHTUNG FÜR DACH-REVÊTEMENT DE TOIT 	480	⌀2.5	20
	NAIL-NAGEL-CLOUS FOR-FÜR-POUR FF1	30	⌀2.0	40

House	Material	File	Sheet
Garage Gap 44 ISO sans porte		Garage Gap 44 ISO sans porte.dwg	13

Pos	Specification-Bestimmung-Spécification		PCS	Profile (mm)	L (mm)
	NAIL-NAGEL-CLOUS FOR-FÜR-POUR	R1	550	ϕ2.5	60
	SCREWS-SCHRAUBEN-VIS FOR-FÜR-POUR	LCM	24	ϕ3.5	35
	SCREWS-SCHRAUBEN-VIS FOR-FÜR-POUR	GB1, GS1, EB1, ES1, DB1, P1, PR1, L1, L2	100	ϕ4.5	50
	SCREWS-SCHRAUBEN-VIS FOR-FÜR-POUR	004, 011, 021, FS1, P1, P2, P3, P4 BBI1, BBI2, BBI3, BBI4, BBI5, BBI6	40	ϕ4.5	90
	SCREWS-SCHRAUBEN-VIS FOR-FÜR-POUR	WA-1, WB-1, WC-1 RB1, RB2	50	ϕ6.0	160
	COATING FOR ROOF-BESCHICHTUNG FÜR DACH-REVÉTEMENT DE TOIT		4,0	R = 15m	
	DOOR-TÜR-PORTE (left-links-gauche) AST__PRE	V	1	900	1990
	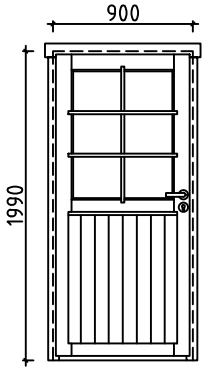	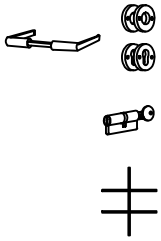	1 1 1 1		
	WINDOW-FENSTER-FENÉTRE (right-rechts-droit) AST__PRE	P	1	900	900
	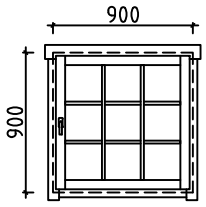	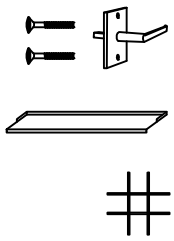	1 1 1 1		

House	Garage Gap 44 ISO sans porte	Material	File	Garage Gap 44 ISO sans porte.dwg	Sheet	14

Pos	Specification-Bestimmung-Spécification	PCS	Profile (mm)	L (mm)
P1	BEAM-BALKEN-POUTRE	1	43x190	2720
P2	BEAM-BALKEN-POUTRE	2	43x140	2000
P3	BEAM-BALKEN-POUTRE	1	45x46	2400
P4	BEAM-BALKEN-POUTRE	2	45x46	2045
L1	BOARD-BRETT-PLANCHE	1	18x120	2620
L2	BOARD-BRETT-PLANCHE	2	18x90	2000
		1	107x2190	2720

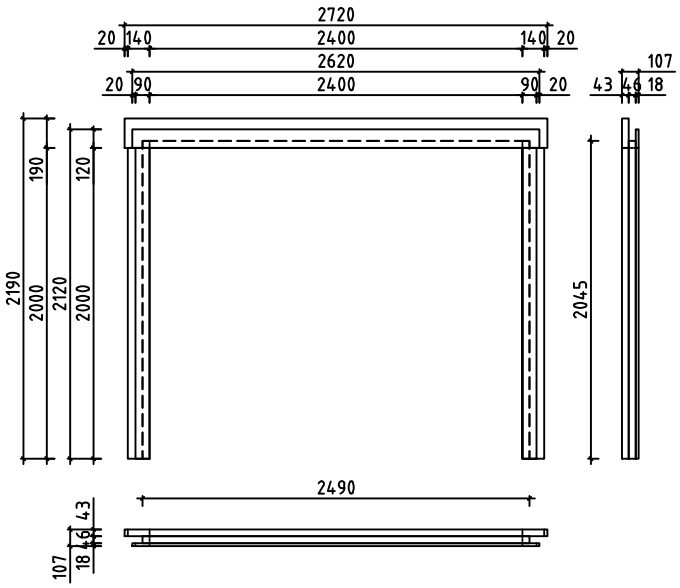

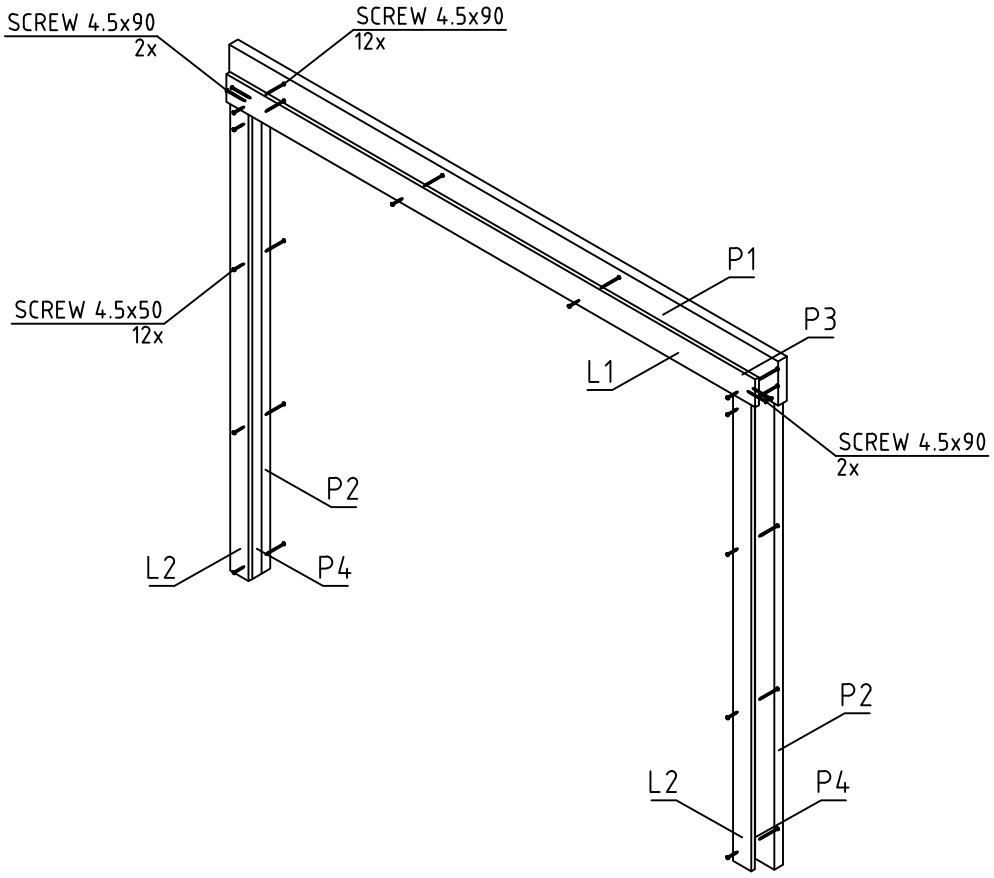

House	Garage Gap 44 ISO sans porte	Material	File	Garage Gap 44 ISO sans porte.dwg	Sheet	15

#001	3	5900	1
#002	1	5900	1
#003		5700	1
#004	3	5680	1
#005	3	5680	14
#006	C	5200	1
#007	C	5200	15
#008	A	5200	1
#009	A	4667	1
#010	C	4667	1
#011	1	3290	1
#012	1	3290	7
#013	A	3273	1
#014	A	3273	1
#015	C	3273	1
#016	C	3273	1
#017	A	2667	1
#018	C	2667	1
#019	2	2634	1
#020	2	2634	20
#021	2	2634	1
#022	B	2154	1
#023	B	1887	1
#024	A	1607	1
#025	C	1607	1
#026	C	1333	1
#027	A	1333	1
#028	1	1190	14
#029	B	1187	1
#030	B	1187	1
#031	B	887	1
#032	B	622	30
#033	A	395	30
#034	B	353	1
#035	A,C	303	8
#036	B	299	1
#037	B	221	1
#038	A,C	137	4
#039	B	133	1