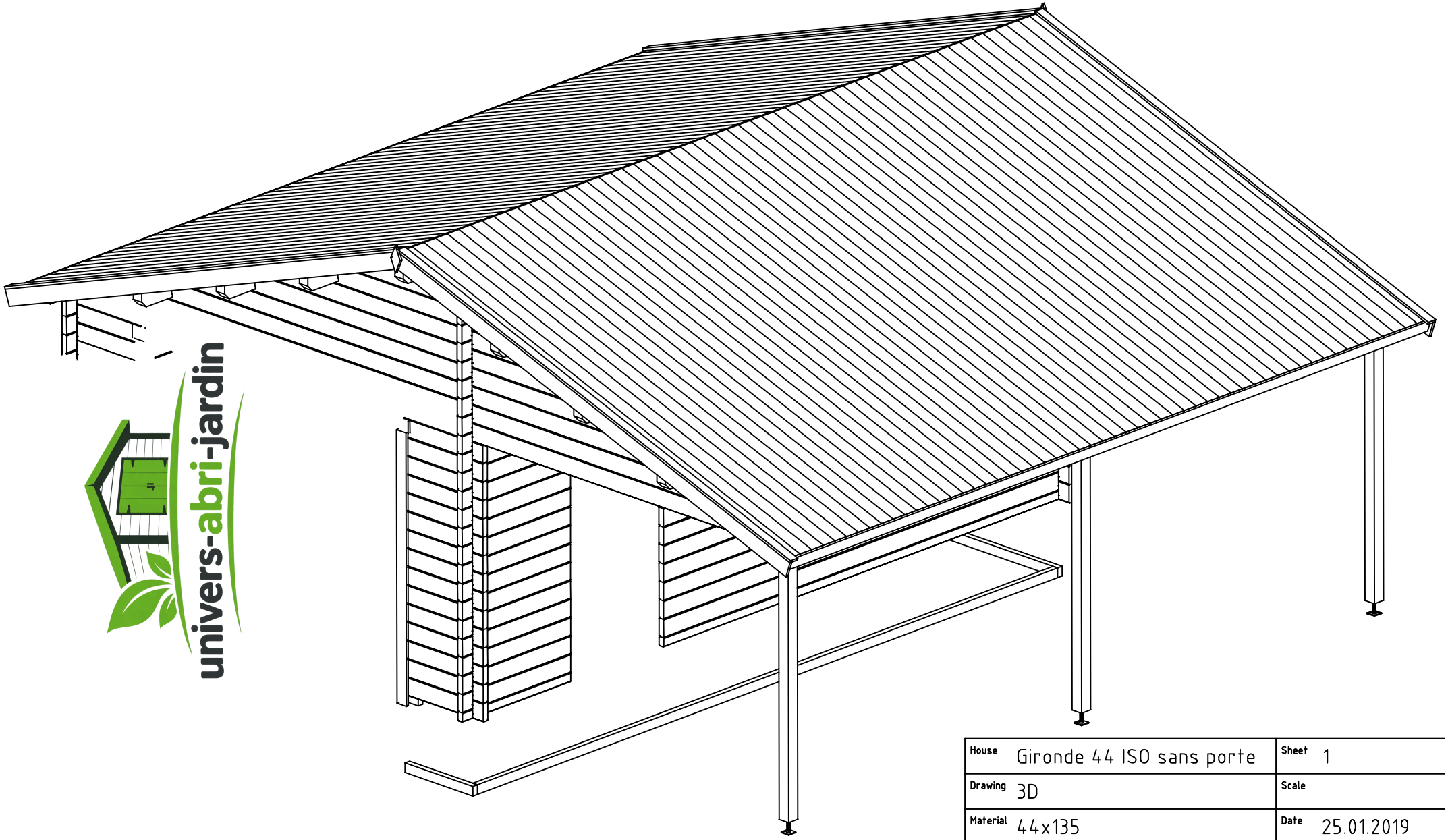

univers-abri-jardin

House	Gironde 44 ISO sans porte	Sheet	1
Drawing	3D	Scale	
Material	44x135	Date	25.01.2019
Drawer	RP	File	Gironde 44 ISO sans porte 3D.dwg

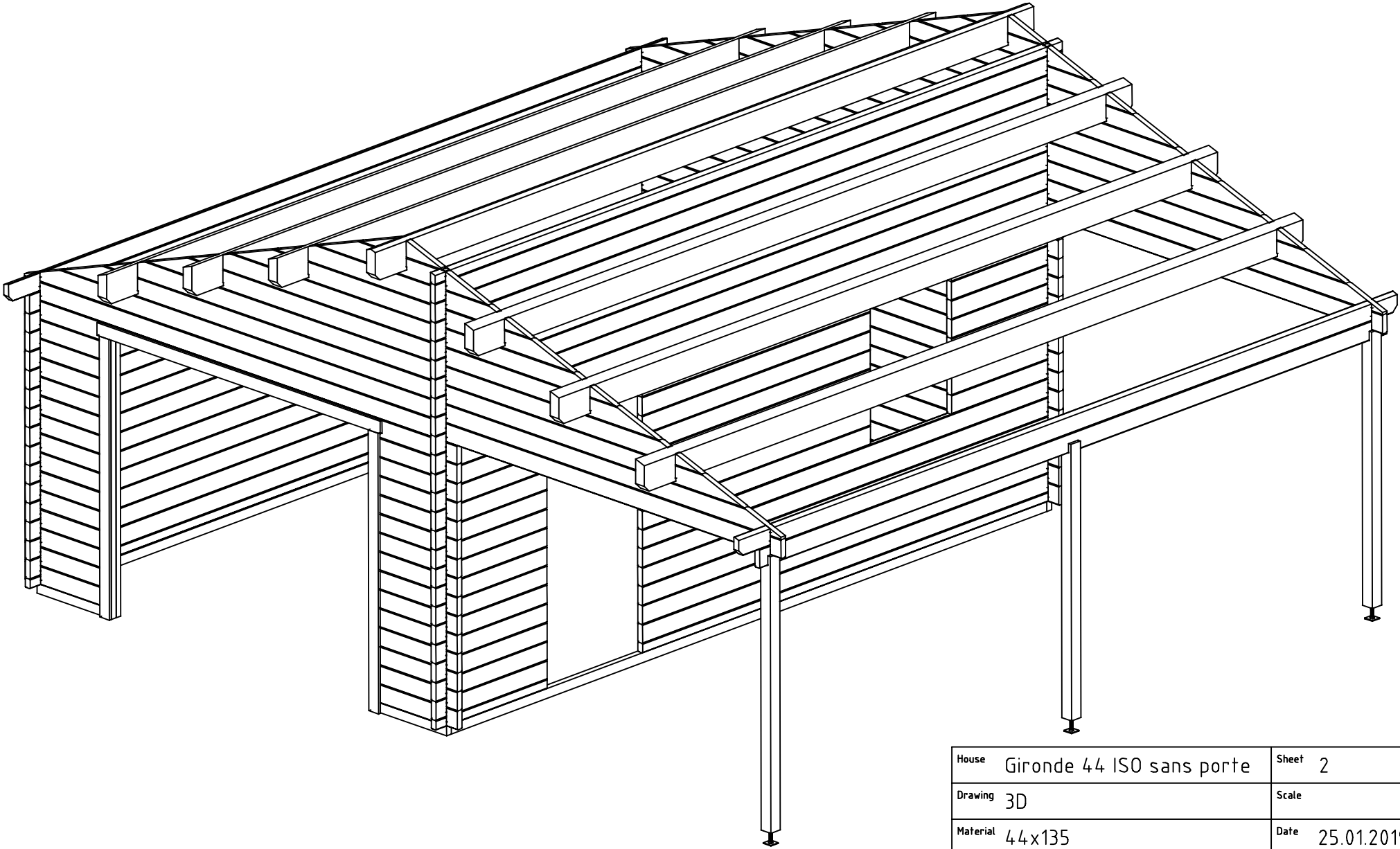

House	Gironde 44 ISO sans porte	Sheet	2
Drawing	3D	Scale	
Material	44x135	Date	25.01.2019
Drawer	RP	File	Gironde 44 ISO sans porte 3D.dwg

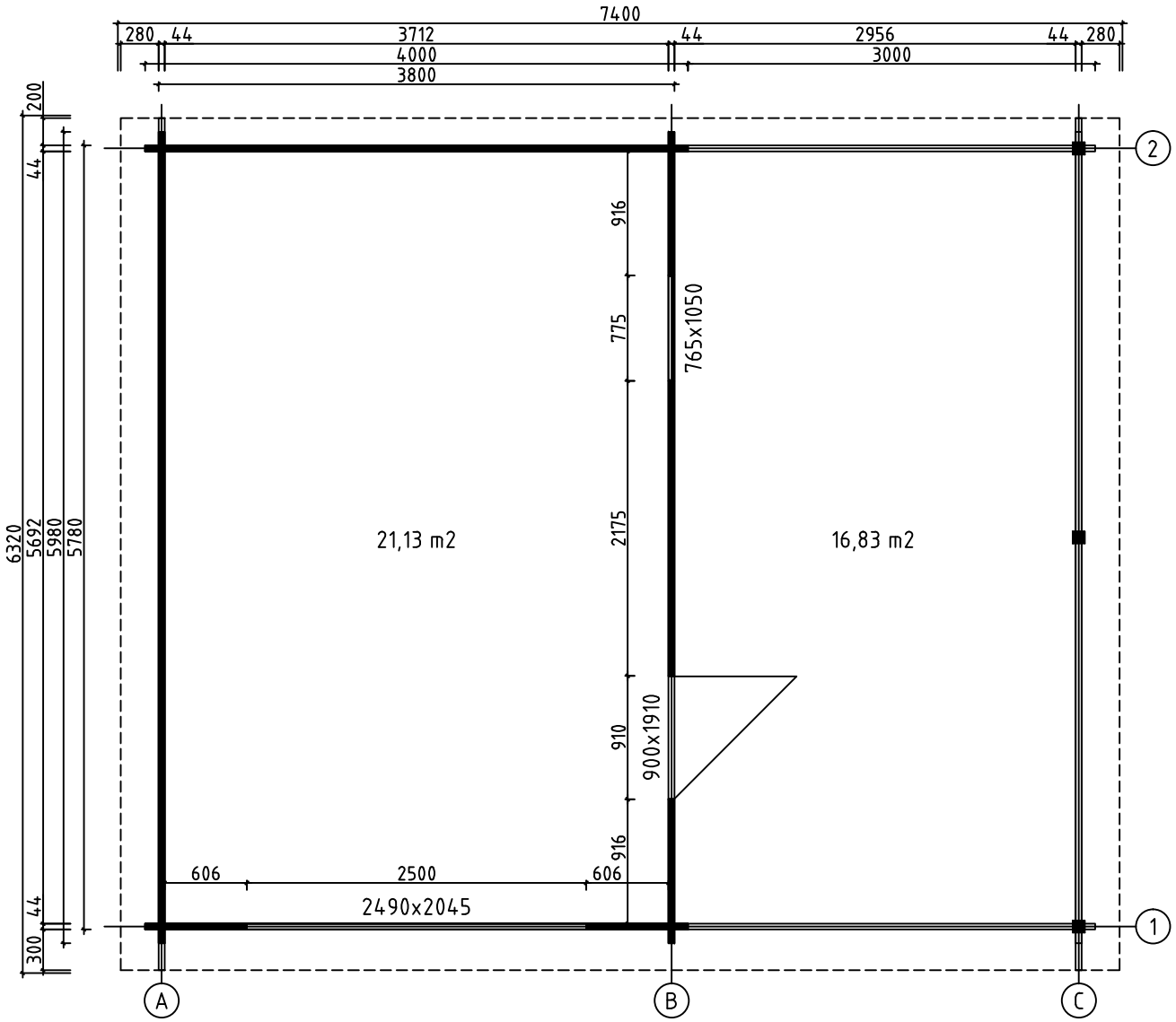

House	Gironde 44 ISO sans porte	Sheet	3
Drawing	GROUNDPLAN	Scale	1:50
Material	44x135	Date	25.01.2019
Drawer	RP	File	Gironde 44 ISO sans porte.dv



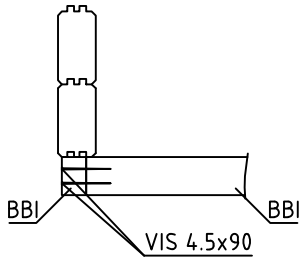

House	Gironde 44 ISO sans porte	Sheet	4
Drawing	BASE BEAMS	Scale	1:50
Material	45x70	Date	25.01.2019
Drawer	RP	File	Gironde 44 ISO sans porte.dv

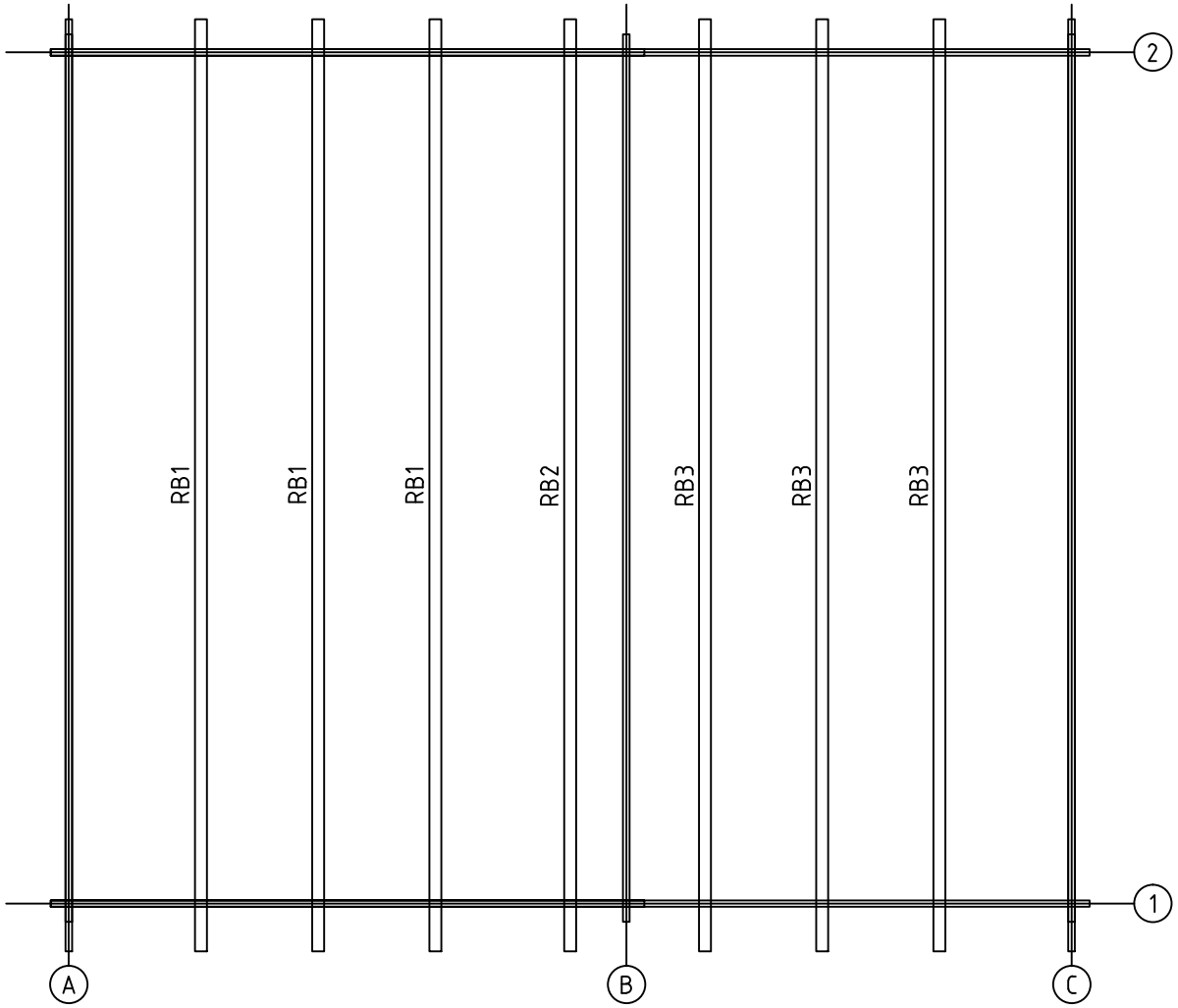

House	Gironde 44 ISO sans porte	Sheet	5
Drawing	ROOFBEAMS	Scale	1:50
Material	80x220	Date	25.01.2019
Drawer	RP	File	Gironde 44 ISO sans porte.dv



House	Gironde 44 ISO sans porte	Sheet	6
Drawing	WALL A	Scale	1:50
Material	44x135	Date	25.01.2019
Drawer	RP	File	Gironde 44 ISO sans porte.dv



House	Gironde 44 ISO sans porte	Sheet	7
Drawing	WALL B	Scale	1:50
Material	44x135	Date	25.01.2019
Drawer	RP	File	Gironde 44 ISO sans porte.dv

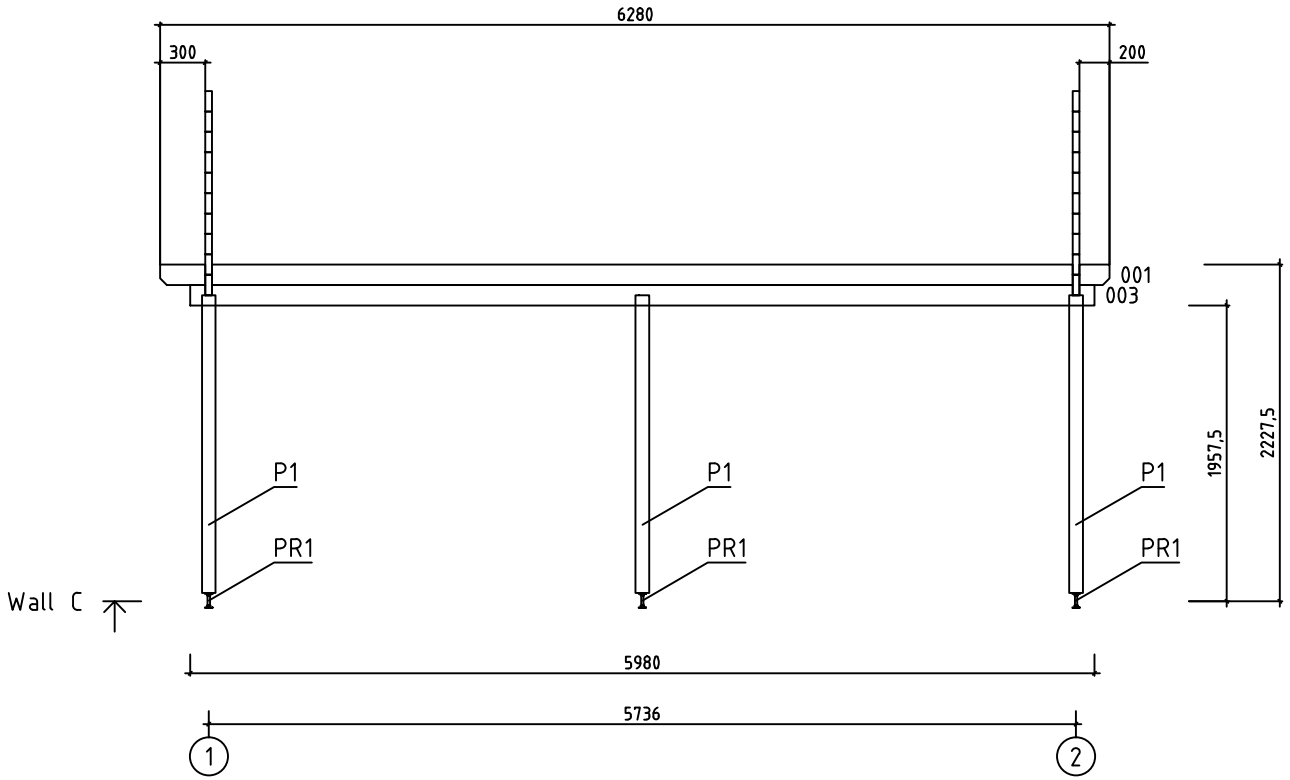

House	Gironde 44 ISO sans porte	Sheet	8
Drawing	WALL C	Scale	1:50
Material	44x135	Date	25.01.2019
Drawer	RP	File	Gironde 44 ISO sans porte.dv

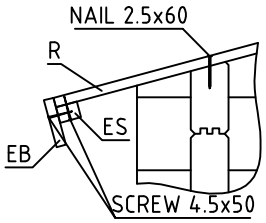

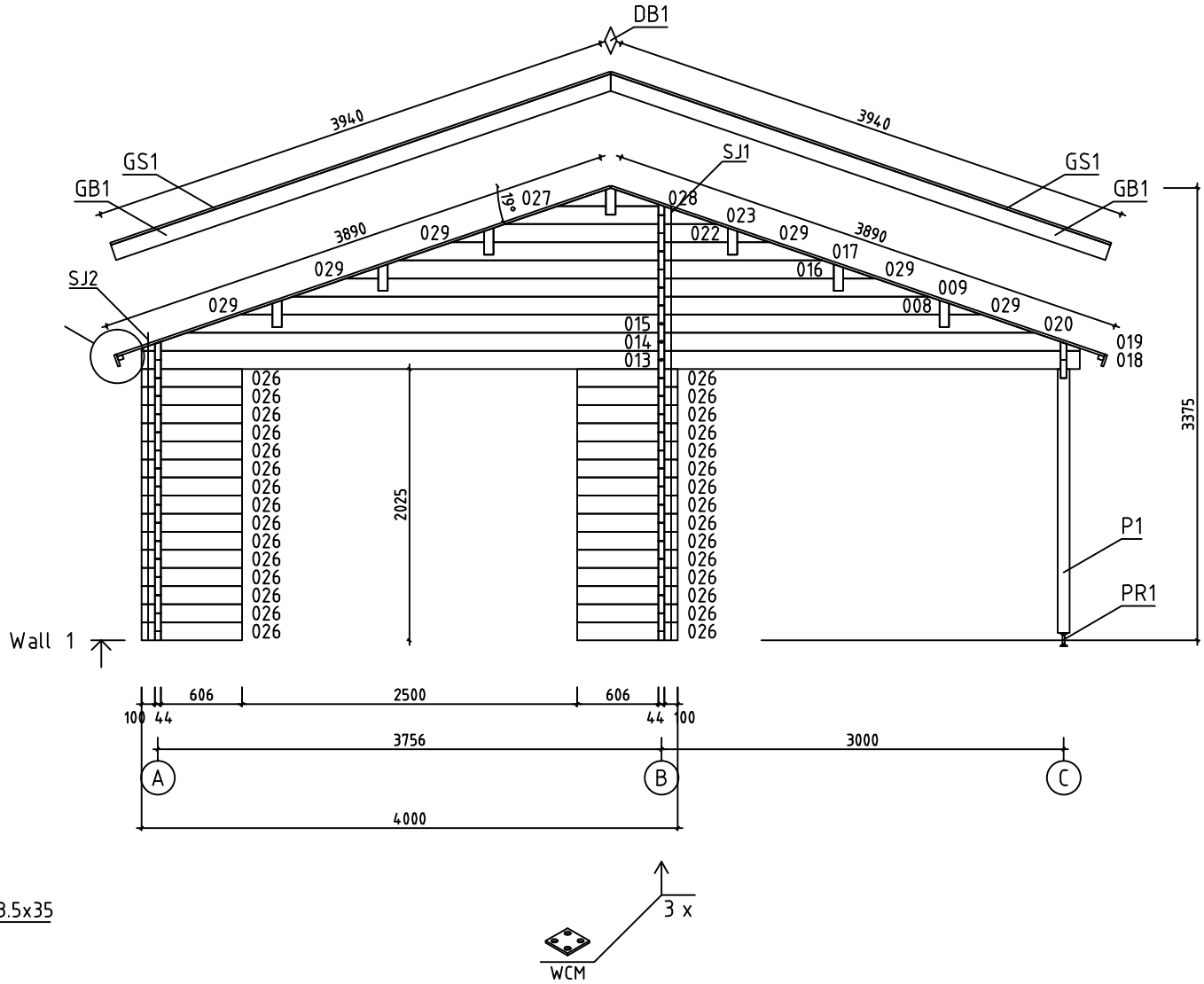

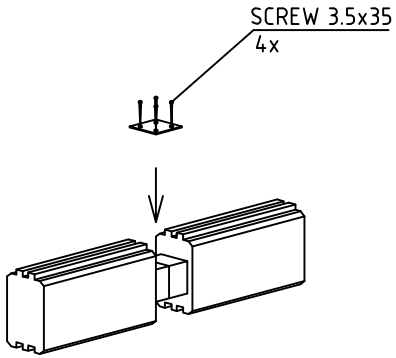

House	Gironde 44 ISO sans porte	Sheet	9
Drawing	WALL 1	Scale	1:50
Material	44x135	Date	25.01.2019
Drawer	RP	File	Gironde 44 ISO sans porte.dv

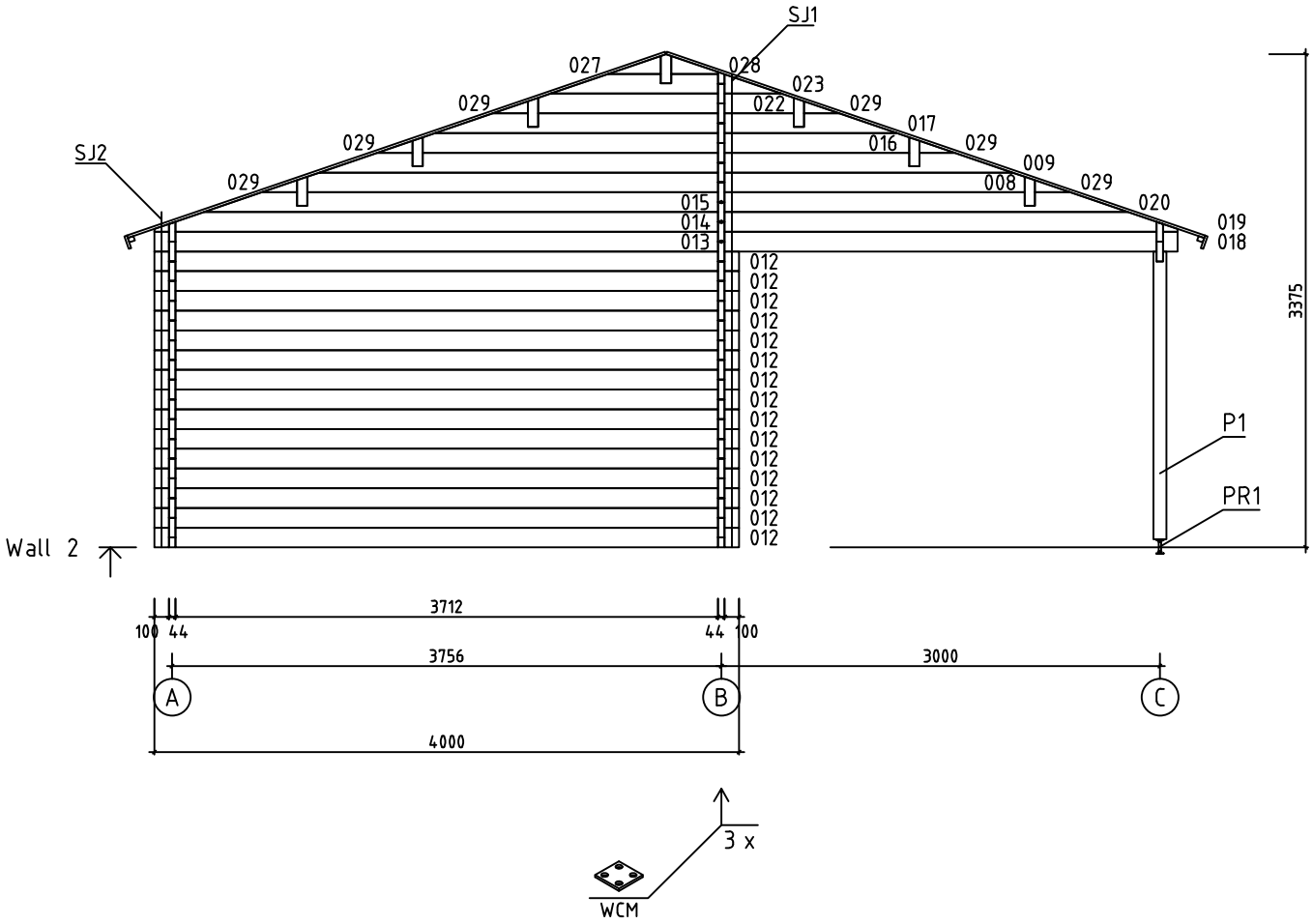

House	Gironde 44 ISO sans porte	Sheet	10
Drawing	WALL 2	Scale	1:50
Material	44x135	Date	25.01.2019
Drawer	RP	File	Gironde 44 ISO sans porte.dv

Pos	Specification-Bestimmung-Spécification	PCS	Profile (mm)	L (mm)
001	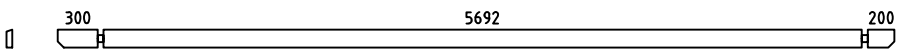	1	44x135	6280
002	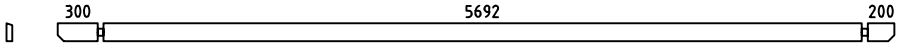	1	44x135	6280
003		1	44x135	5980
004	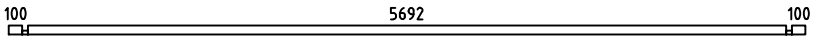	1	44x68	5980
005	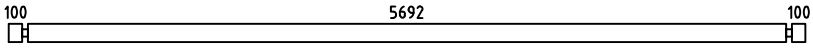	24	44x135	5980
006	SPARE BEAM-ERZATZBOHLE-MADRIER DE RÉSERVE 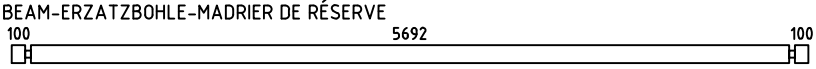	1	44x135	5980
007	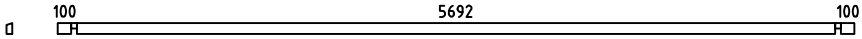	1	44x81	5980
010		1	44x68	4010
011		6	44x135	4010
012	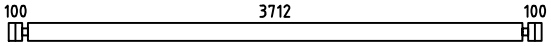	15	44x135	4000
013	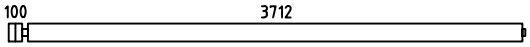	2	44x135	3878
018	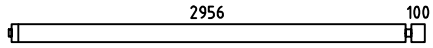	2	44x135	3122
021		8	44x135	2175
024		22	44x135	1060
025	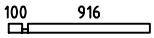	1	44x68	1060
026	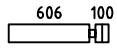	30	44x135	750
W1-1 W2-1	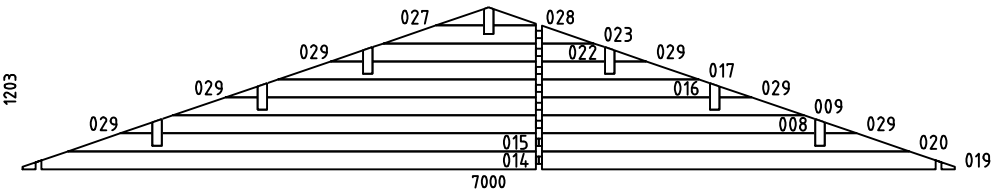	2	44x1203	7000
HB	HIT BLOCK-SCHLAGHÖLZER-MADRIERS D´ASSEMBLAGE 	2	44x135	300
RB1	ROOFBEAMS-DACHBALKEN-SOLIVES DE PLAFOND 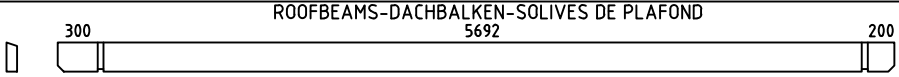	3	80x220	6280
RB3	ROOFBEAMS-DACHBALKEN-SOLIVES DE PLAFOND 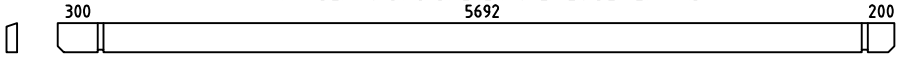	3	80x220	6280
RB2	ROOFBEAMS-DACHBALKEN-SOLIVES DE PLAFOND 	1	80x220	6280
BBI1	BASE FRAME-LAGERHÖLZER-LAMBOURDES IMM	2	45x70	5680
BBI2	BASE FRAME-LAGERHÖLZER-LAMBOURDES IMM	1	45x70	3790

House	Gironde 44 ISO sans porte	Material	File	Gironde 44 ISO sans porte.dwg	Sheet	11

Pos	Specification-Bestimmung-Spécification	PCS	Profile (mm)	L (mm)
BBI3	BASE FRAME-LAGERHÖLZER-LAMBOURDES IMM	2	45x70	645
P1	POST-PFOSTEN-POTEAU 	3	90x90	1970
R1	ROOFBOARD-DACHBRETT-VOLIGES  or-oder-ou	112+2 146+2	18x114 18x88	3890
GB1	GABLE BOARD-GIEBELBLENDE-PLANCHE DE RIVE 	4	18x120	3940
GS1	ROOF FELT FILLET-GIEBELLEISTE-BAGUETTES POUR FIXER LES PLANCHES DE RIVE 	4	18x70	3940
EB1	EAVE BOARD-TRAUFBRETT-LATTES SOUS VOLIGES	4	18x90	3140
ES1	EAVE SLAT-TRAUFENLEISTE-BAGUETTES POUR FIXER LES LATTES SOUS VOLIGES 	4	30x40	3140
DB1	DIAMOND-RAUTE-ELÉMENTS DE DÉCORATION 	2	18x90	200
FS1	FIXING MECHANISM OF THE ELECTRIC MOTOR-BEFESTIGUNGSMECHANISMUS DES ELEKTROMOTORS-MADRIER DE FIXATION DU MOTEUR ÉLECTRIQUE 	1	45x90	3880
SJ1	SCREW JOINT-GEWINDESTANGE -TIGES FILETÉS	2	M10	3250
SJ2	SCREW JOINT-GEWINDESTANGE -TIGES FILETÉS	2	M10	2220
WCM	WALLBEAMS CONNECTING METAL-WANDBOHLEN BEFESTIGUNG -METALLE-PATTE D´ASSEMBLAGE 	6	25	25
PR1	POST REGULATOR-PFOSTEN REGLER- PIED MÉTALLIQUE RÉGLABLE POUR POTEAU 	3		
LCM	CONNECTING METAL-VERBINDEN VON METALL-CONNECTEUR MÉTALLIQUE 	2	45	135
	NAIL-NAGEL-CLOUS FOR-FÜR-POUR COATING FOR ROOF-BESCHICHTUNG FÜR DACH-REVÉTEMENT DE TOIT	630	ϕ2.5	20
	NAIL-NAGEL-CLOUS FOR-FÜR-POUR R1	740	ϕ2.5	60
	SCREWS-SCHRAUBEN-VIS FOR-FÜR-POUR LCM, WCM	50	ϕ3.5	35
	SCREWS-SCHRAUBEN-VIS FOR-FÜR-POUR P1, PR1, L1, L2 GB1, GS1, EB1, ES1, DB1	150	ϕ4.5	50
	SCREWS-SCHRAUBEN-VIS FOR-FÜR-POUR 004, 010, 025, FS1, P1, P2, P3, P4 BBI1, BBI2, BBI3	40	ϕ4.5	90
	SCREWS-SCHRAUBEN-VIS FOR-FÜR-POUR WA-1, WB-1 RB1, RB2, RB3	50	ϕ6.0	160
	COATING FOR ROOF-BESCHICHTUNG FÜR DACH-REVÉTEMENT DE TOIT 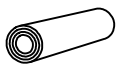	5,0	R = 15m	

House	Material	File	Sheet
Gironde 44 ISO sans porte		Gironde 44 ISO sans porte.dwg	12

Pos	Specification-Bestimmung-Spécification	PCS	Profile (mm)	L (mm)
	DOOR-TÜR-PORTE (right-rechts-droit) ORT_ECO P	1	900	1910
	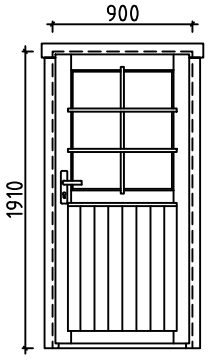 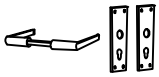	1		
		1		
		1		
	WINDOW-FENSTER-FENÉTRE (right-rechts-droit) ORT_ECO P	1	920	920
	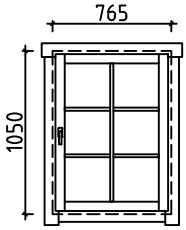 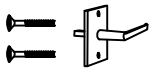	1		
		1		
		1		

House	Gironde 44 ISO sans porte	Material	File	Gironde 44 ISO sans porte.dwg	Sheet	13

Pos	Specification-Bestimmung-Spécification	PCS	Profile (mm)	L (mm)
P1	TRAVERSE HAUTE	1	43x190	2720
P2	MONTANT DU CADRE	2	43x140	2000
P3	MONTANT DU CADRE	1	45x46	2400
P4	MONTANT DU CADRE	2	45x46	2045
L1	TRAVERSE HAUTE	1	18x90	2620
L2	TRAVERSE HAUTE	2	18x90	2000
	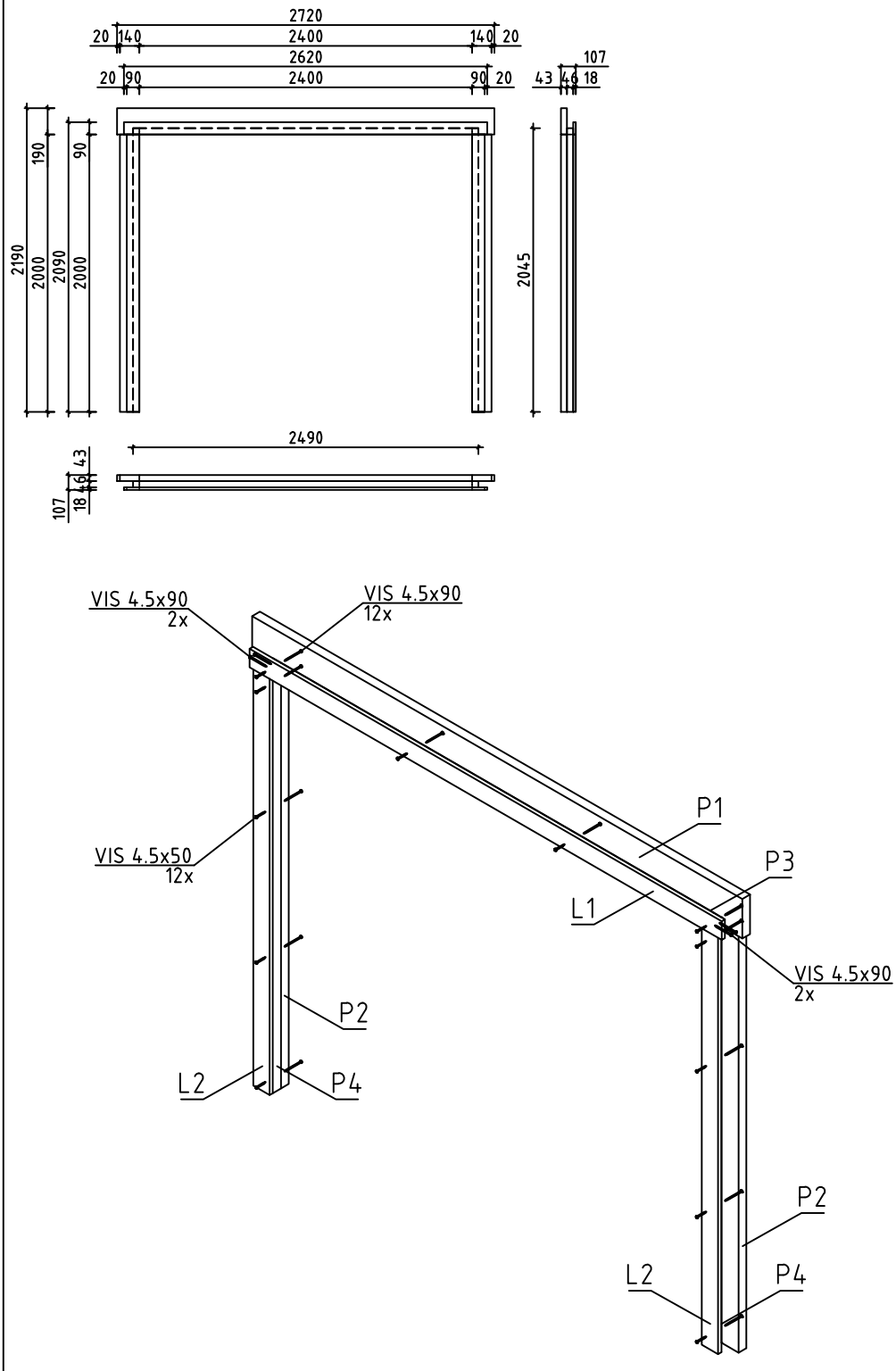	1	107x2190	2720

House	Gironde 44 ISO sans porte	Material	File	Gironde 44 ISO sans porte.dwg	Sheet	14

#001	C	6280	1
#002	A	6280	1
#003	C	5980	1
#004	A	5980	1
#005	A,B	5980	24
#006		5980	1
#007	B	5980	1
#008	1,2	4905	2
#009	1,2	4738	2
#010	B	4010	1
#011	B	4010	6
#012	2	4000	15
#013	1,2	3878	2
#014	1,2	3878	2
#015	1,2	3537	2
#016	1,2	3326	2
#017	1,2	3159	2
#018	1,2	3122	2
#019	1,2	3122	2
#020	1,2	2781	2
#021	B	2175	8
#022	1,2	1747	2
#023	1,2	1579	2
#024	B	1060	22
#025	B	1060	1
#026	1	750	30
#027	1,2	360	2
#028	1,2	321	2
#029	1,2	241	12