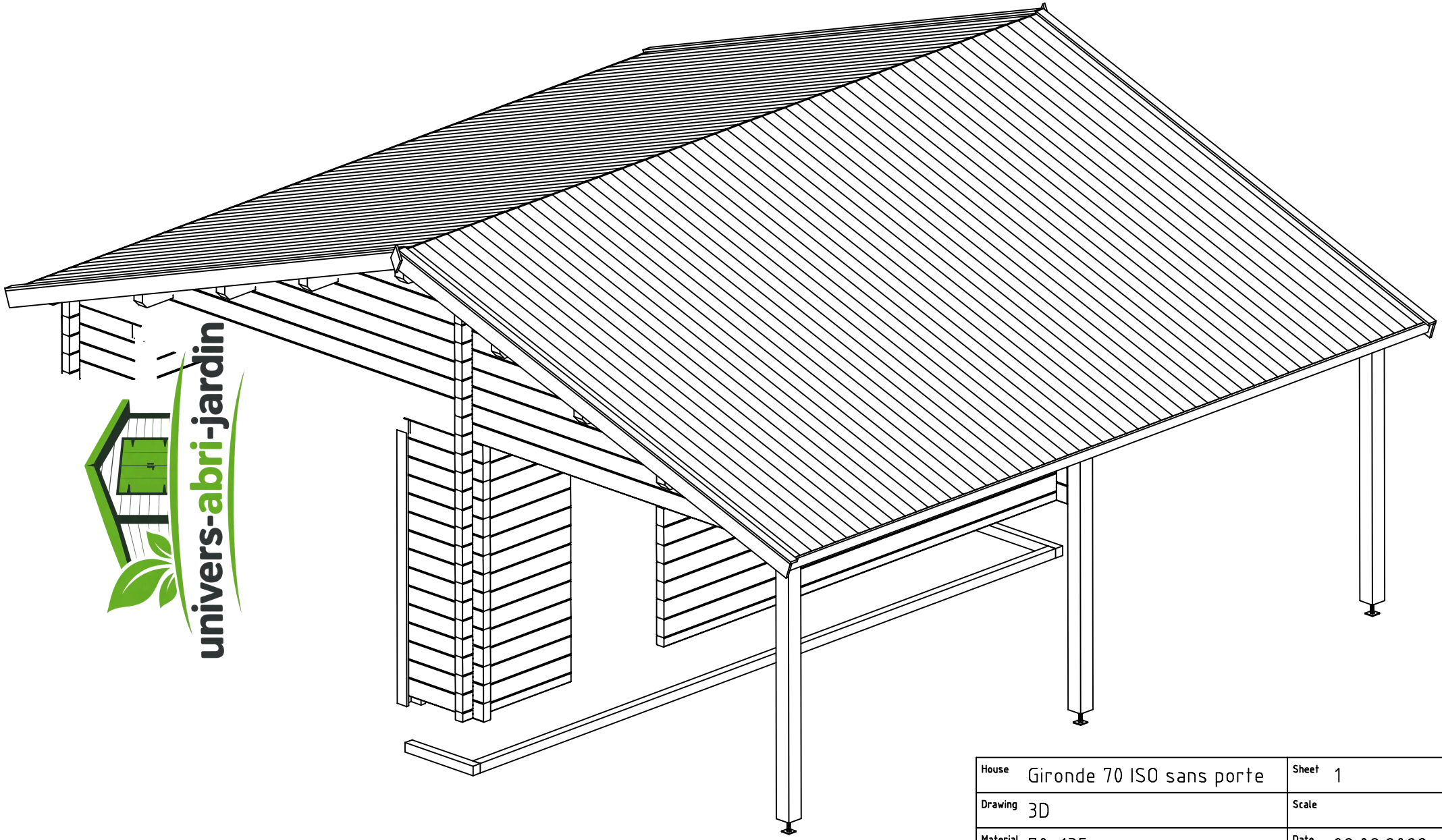

univers-abri-jardin

House	Gironde 70 ISO sans porte	Sheet	1
Drawing	3D	Scale	
Material	70x135	Date	02.08.2022
Drawer	RP	File	Gironde 70 ISO sans porte 3D.dwg

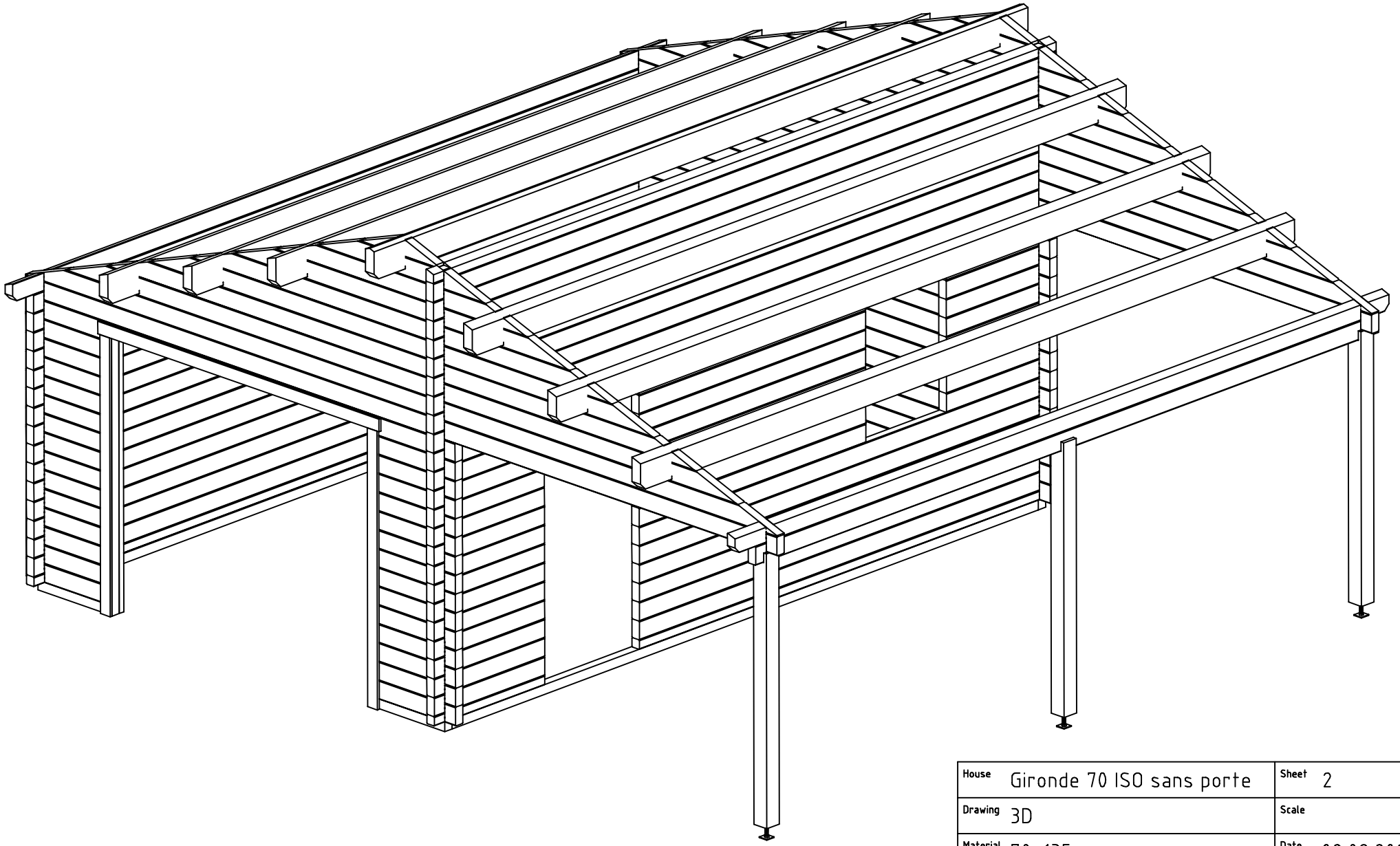

House	Gironde 70 ISO sans porte	Sheet	2
Drawing	3D	Scale	
Material	70x135	Date	02.08.2022
Drawer	RP	File	Gironde 70 ISO sans porte 3D.dwg

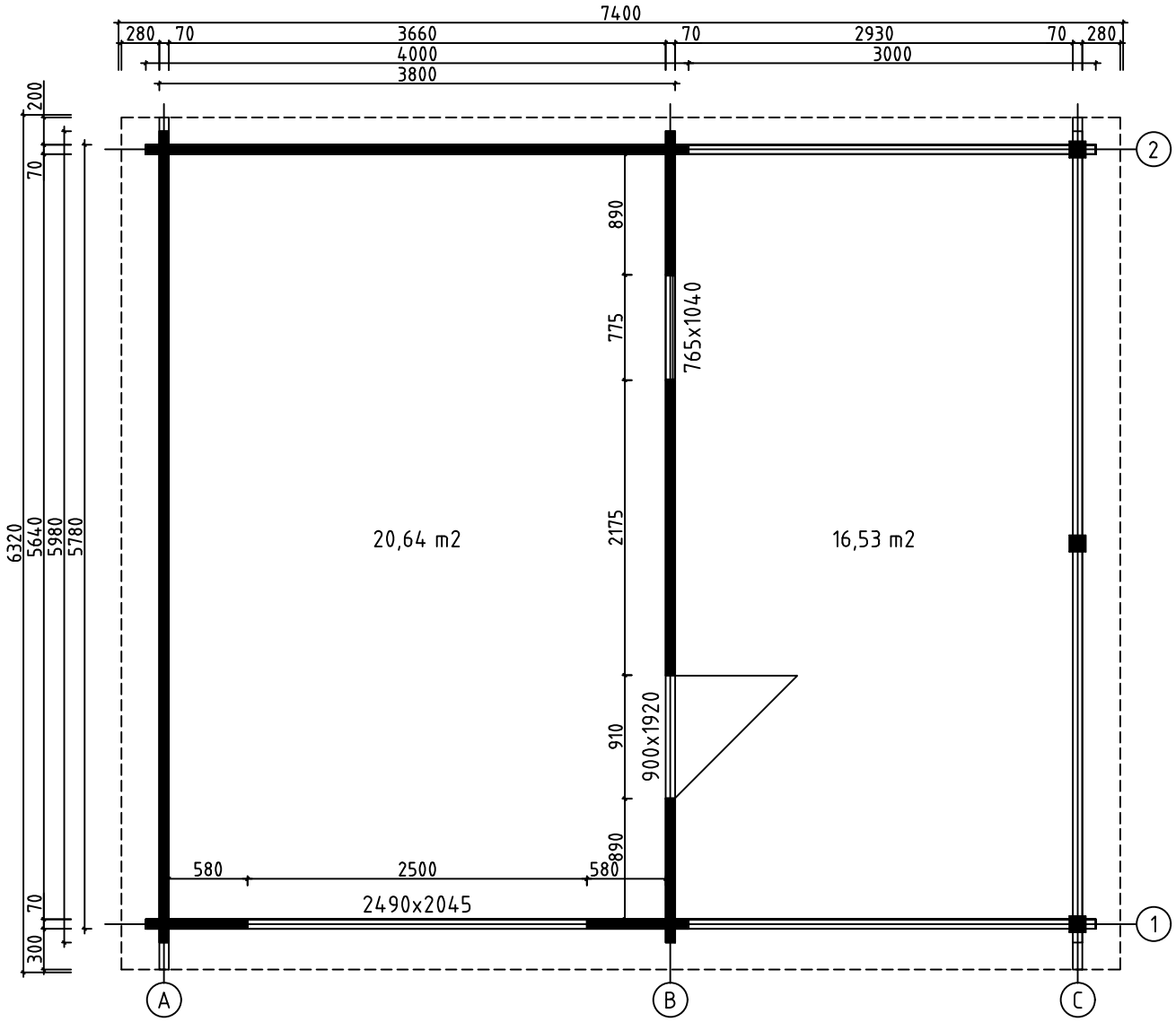

House	Gironde 70 ISO sans porte	Sheet	3
Drawing	GROUNDPLAN	Scale	1:50
Material	70x135	Date	02.08.2022
Drawer	RP	File	Gironde 70 ISO sans porte.dwg

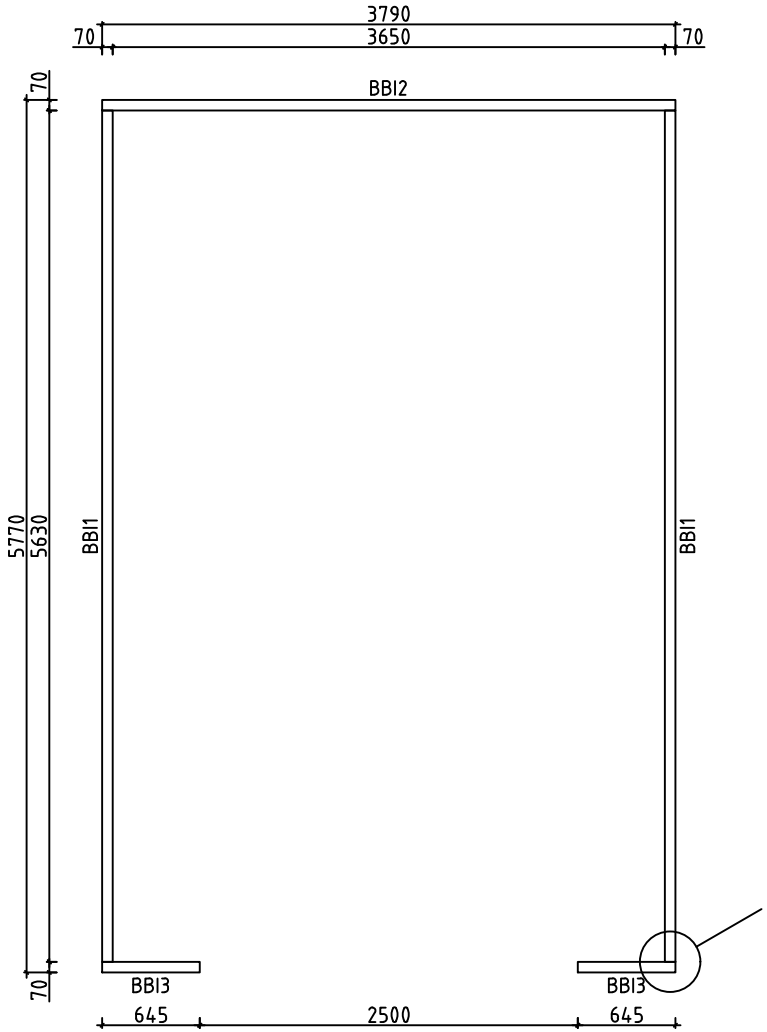

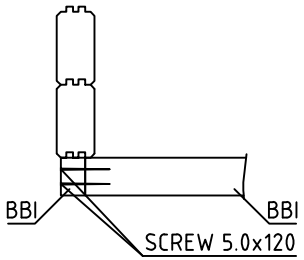

House	Gironde 70 ISO sans porte	Sheet	4
Drawing	BASE BEAMS	Scale	1:50
Material	70x70	Date	02.08.2022
Drawer	RP	File	Gironde 70 ISO sans porte.dwg

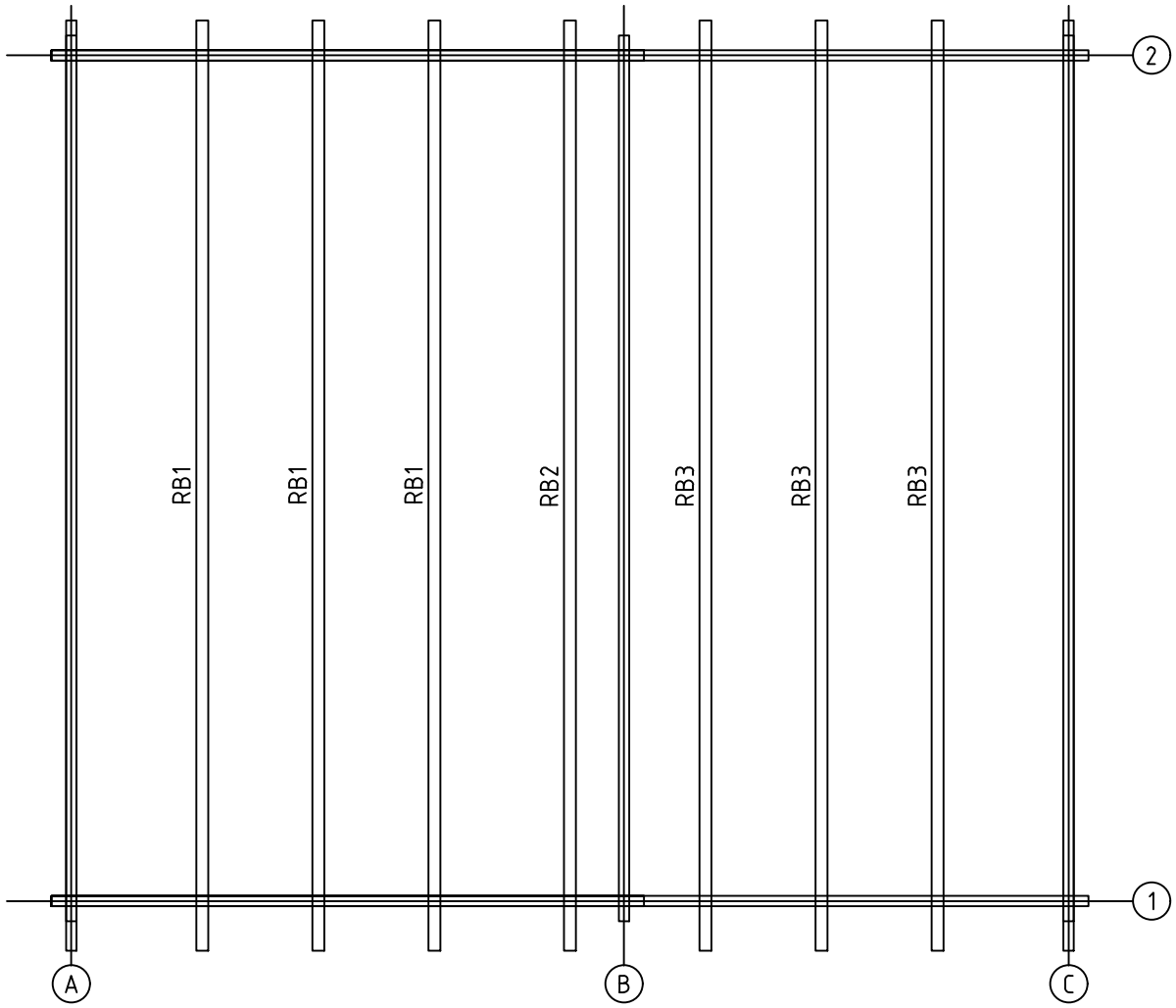

House	Gironde 70 ISO sans porte	Sheet	5
Drawing	ROOFBEAMS	Scale	1:50
Material	80x220	Date	02.08.2022
Drawer	RP	File	Gironde 70 ISO sans porte.dwg



House	Gironde 70 ISO sans porte	Sheet	6
Drawing	WALL A	Scale	1:50
Material	70x135	Date	02.08.2022
Drawer	RP	File	Gironde 70 ISO sans porte.dwg

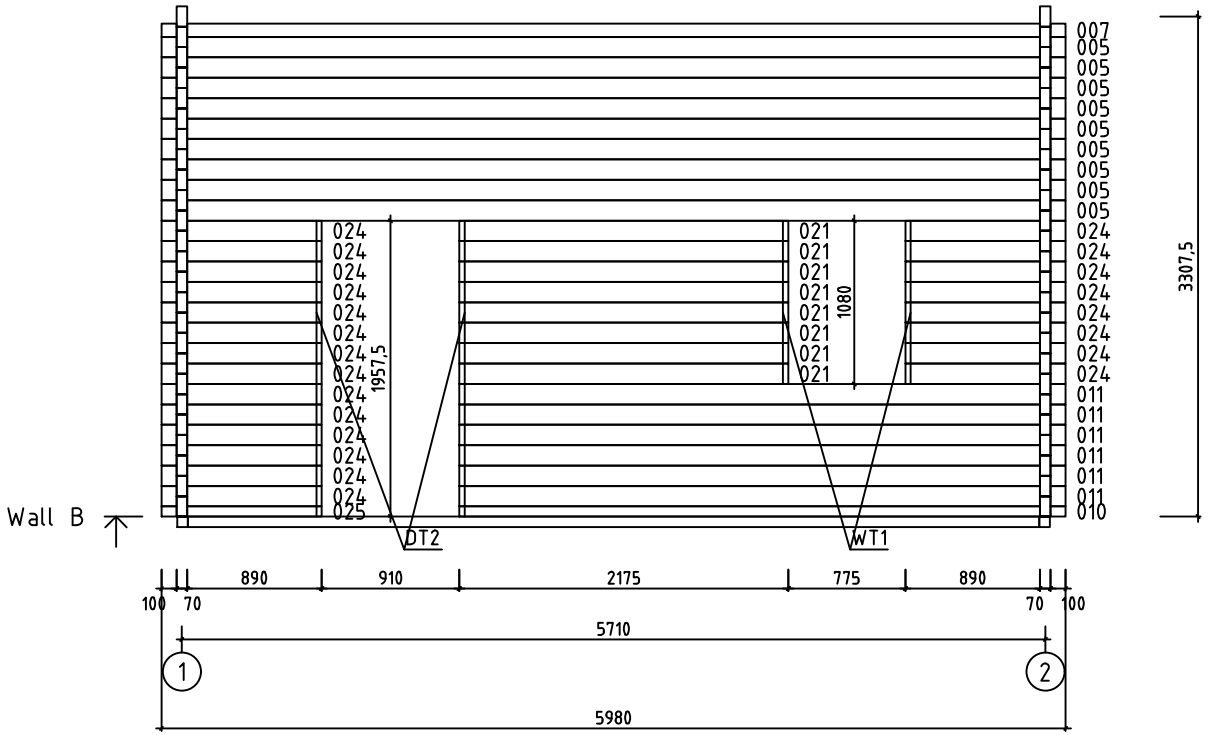

House	Gironde 70 ISO sans porte	Sheet	7
Drawing	WALL B	Scale	1:50
Material	70x135	Date	02.08.2022
Drawer	RP	File	Gironde 70 ISO sans porte.dwg

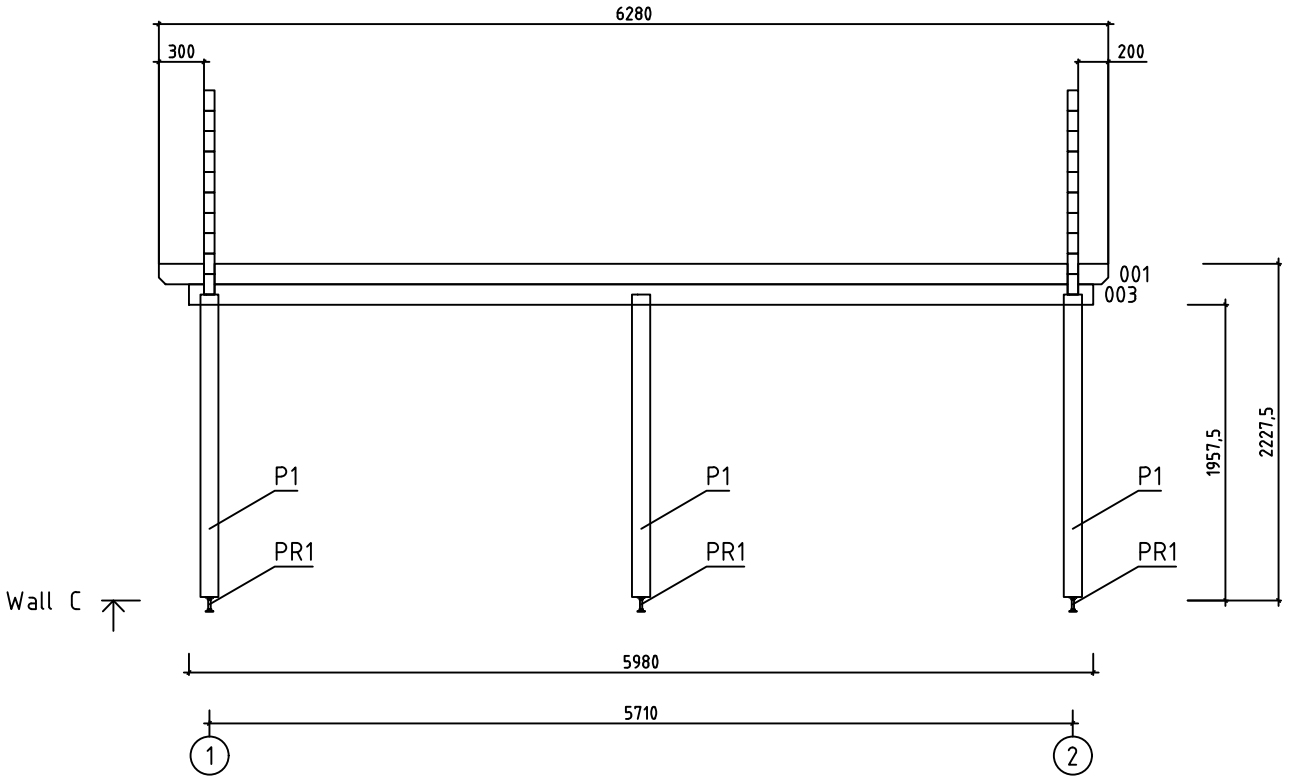

House	Gironde 70 ISO sans porte	Sheet	8
Drawing	WALL C	Scale	1:50
Material	70x135	Date	02.08.2022
Drawer	RP	File	Gironde 70 ISO sans porte.dwg

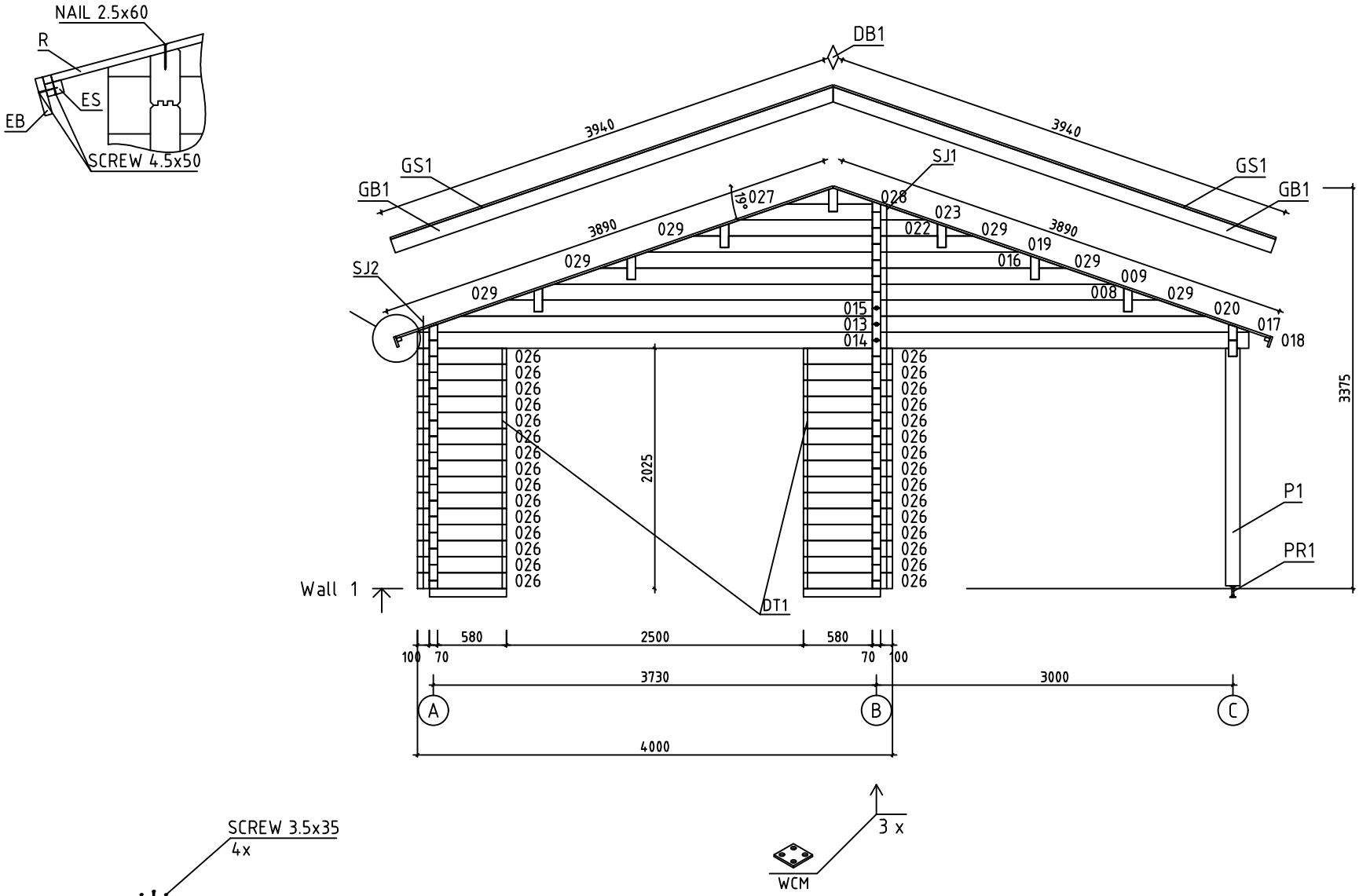

House	Gironde 70 ISO sans porte	Sheet	9
Drawing	WALL 1	Scale	1:50
Material	70x135	Date	02.08.2022
Drawer	RP	File	Gironde 70 ISO sans porte.dwg

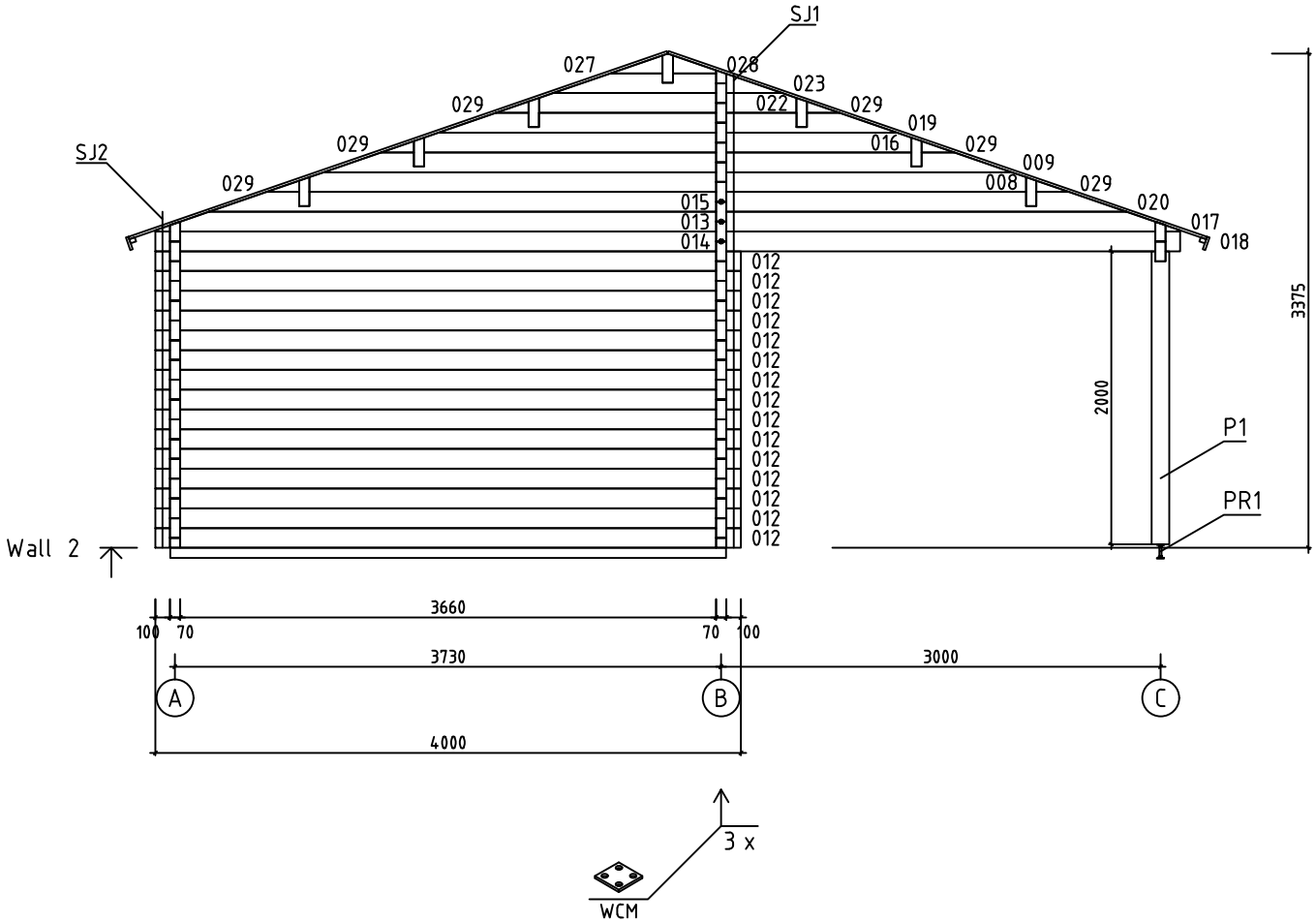

House	Gironde 70 ISO sans porte	Sheet	10
Drawing	WALL 2	Scale	1:50
Material	70x135	Date	02.08.2022
Drawer	RP	File	Gironde 70 ISO sans porte.dwg

Pos	Specification-Bestimmung-Spécification	PCS	Profile (mm)	L (mm)
001	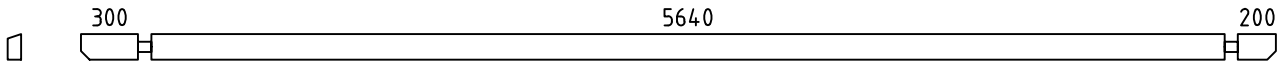	1	70x135	6280
002	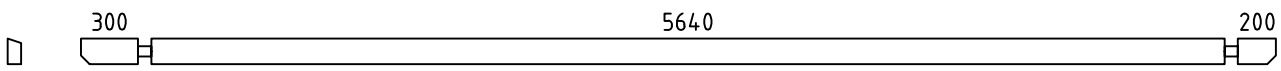	1	70x135	6280
003	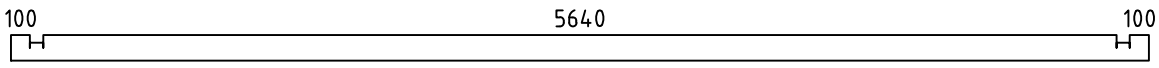	1	70x135	5980
004	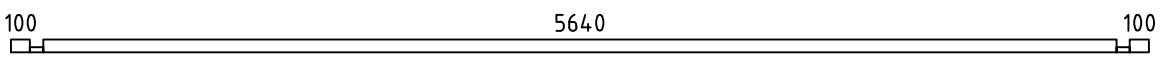	1	70x68	5980
005	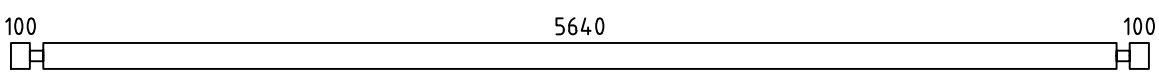	24	70x135	5980
006	SPARE BEAM-ERZATZBOHLE-MADRIER DE RÉSERVE 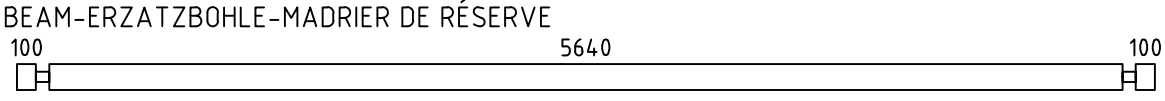	1	70x135	5980
007	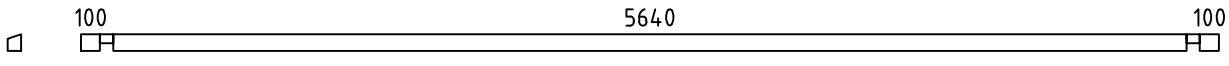	1	70x89	5980
010	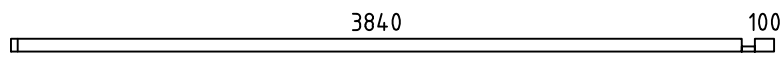	1	70x68	4010
011		6	70x135	4010
012	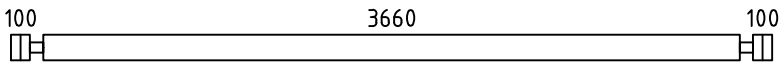	15	70x135	4000
014	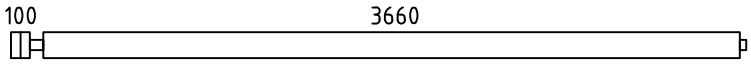	2	70x135	3865
018	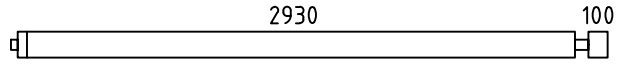	2	70x135	3135
021		8	70x135	2175
024	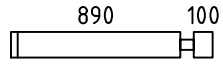	22	70x135	1060
025	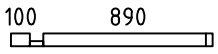	1	70x68	1060
026	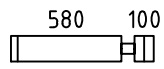	30	70x135	750
W1-1 W2-1	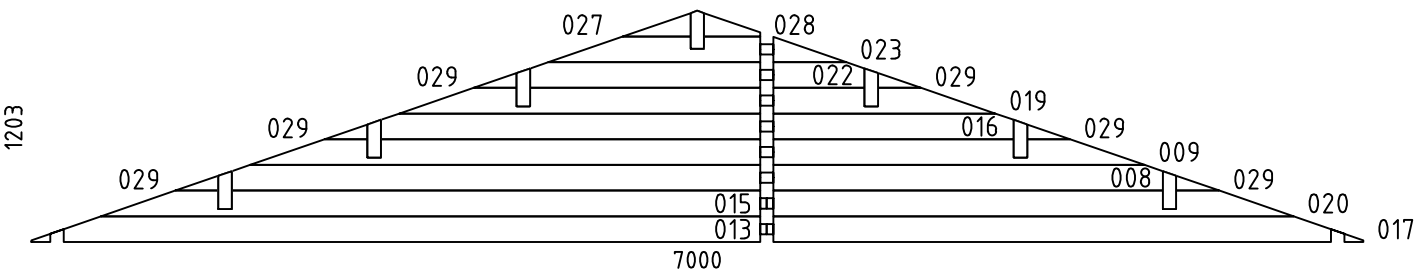	2	70x1203	7000
HB	HIT BLOCK-SCHLAGHÖLZER-MADRIERS D´ASSEMBLAGE 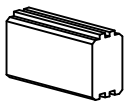	2	70x135	300
RB3	ROOFBEAMS-DACHBALKEN-SOLIVES DE PLAFOND 	3	80x220	6280
RB1	ROOFBEAMS-DACHBALKEN-SOLIVES DE PLAFOND 	3	80x220	6280
RB2	ROOFBEAMS-DACHBALKEN-SOLIVES DE PLAFOND 	1	80x220	6280
BBI1	BASE FRAME-LAGERHÖLZER-LAMBOURDES IMM	2	70x45	5630
BBI2	BASE FRAME-LAGERHÖLZER-LAMBOURDES IMM	1	70x45	3790

House	Gironde 70 ISO sans porte	Material	File	Gironde 70 ISO sans porte.dwg	Sheet	11

Pos	Specification-Bestimmung-Spécification	PCS	Profile (mm)	L (mm)
BBI3	BASE FRAME-LAGERHÖLZER-LAMBOURDES IMM	2	70x45	645
FS1	FIXING MECHANISM OF THE ELECTRIC MOTOR-BEFESTIGUNGSMECHANISMUS DES ELEKTROMOTORS-MADRIER DE FIXATION DU MOTEUR ÉLECTRIQUE 	1	45x90	3880
P1	POST-PFOSTEN-POTEAU 	3	120x120	2000
R1	ROOFBOARD-DACHBRETT-VOLIGES or-oder-ou	112+2 146+2	18x114 18x88	3890
GB1	GABLE BOARD-GIEBELBLENDE-PLANCHE DE RIVE 	4	18x120	3940
GS1	ROOF FELT FILLET-GIEBELLEISTE-BAGUETTES POUR FIXER LES PLANCHES DE RIVE	4	18x70	3940
EB1	EAVE BOARD-TRAUFBRETT-LATTES SOUS VOLIGES	4	18x90	3140
ES1	EAVE SLAT-TRAUFENLEISTE-BAGUETTES POUR FIXER LES LATTES SOUS VOLIGES 	4	30x40	3140
DB1	DIAMOND-RAUTE-ELÉMENTS DE DÉCORATION 	2	18x90	200
DT2	DOOR ASSEMBLING PROFILE-TÜR INSTALLIERUNGSPROFIL -TASSEAU DE FIXATION POUR PORTES	2	18x25	1920
WT1	WINDOW ASSEMBLING PROFILE-FENSTER INSTALLIERUNGSPROFIL -TASSEAU DE FIXATION POUR FENÉTRE	2	18x25	1040
SJ1	SCREW JOINT-GEWINDESTANGE -TIGES FILETÉS	2	M10	3250
SJ2	SCREW JOINT-GEWINDESTANGE -TIGES FILETÉS 	2	M10	2220
WCM	WALLBEAMS CONNECTING METAL-WANDBOHLEN BEFESTIGUNG -METALLE-PATTE D´ASSEMBLAGE 	6	50	50
LCM	CONNECTING METAL-VERBINDEN VON METALL-CONNECTEUR MÉTALLIQUE 	2	45	135
PR1	POST REGULATOR-PFOSTEN REGLER- PIED MÉTALLIQUE RÉGLABLE POUR POTEAU 	3		
	NAIL-NAGEL-CLOUS FOR-FÜR-POUR COATING FOR ROOF-BESCHICHTUNG FÜR DACH-REVÉTEMENT DE TOIT	630	Φ2.5	20
	NAIL-NAGEL-CLOUS FOR-FÜR-POUR R1	740	Φ2.5	60
	SCREWS-SCHRAUBEN-VIS FOR-FÜR-POUR WCM, LCM	48	Φ3.5	35
	SCREWS-SCHRAUBEN-VIS FOR-FÜR-POUR GB1, GS1, EB1, ES1, DB1, P1, PR1, L1, L2	140	Φ4.5	50
	SCREWS-SCHRAUBEN-VIS FOR-FÜR-POUR 004, 010, 025, FS1, P1, P2, P3, P4	30	Φ4.5	90
	SCREWS-SCHRAUBEN-VIS FOR-FÜR-POUR BBI1, BBI2, BBI3	8	Φ5.0	120
	SCREWS-SCHRAUBEN-VIS FOR-FÜR-POUR WA-1, WB-1 RB1, RB2, RB3	50	Φ6.0	160
	COATING FOR ROOF-BESCHICHTUNG FÜR DACH-REVÉTEMENT DE TOIT 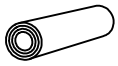	5,0	R = 15m	

House	Gironde 70 ISO sans porte	Material	File	Gironde 70 ISO sans porte.dwg	Sheet	12

Pos	Specification-Bestimmung-Spécification	PCS	Profile (mm)	L (mm)
	FRAME AROUND ENTRANCE-RAHMEN UM DEN EINGANG-CADRE AUTOUR DE L'ENTRÉE 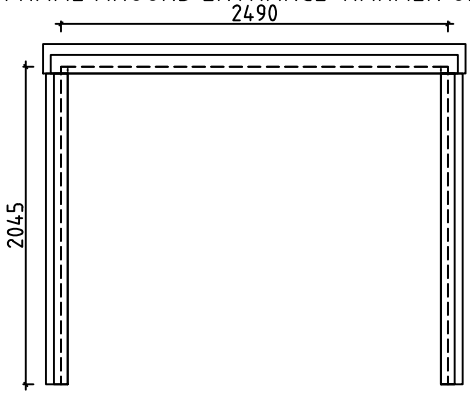	1	2490	2045
	DOOR-TÜR-PORTE (right-rechts-droit) ORT__ECO P 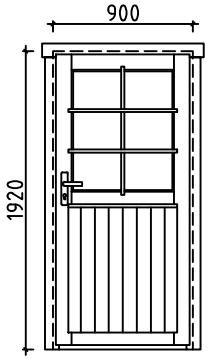 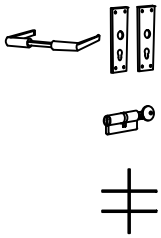	1 1 1 1	900	1920
	WINDOW-FENSTER-FENÉTRE (right-rechts-droit) ORT__ECO P 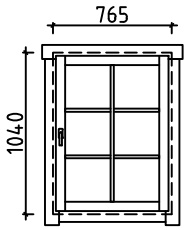 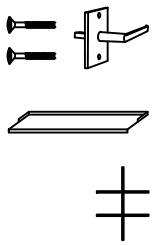	1 1 1 1	765	1040

House	Gironde 70 ISO sans porte	Material	File	Gironde 70 ISO sans porte.dwg	Sheet	13

Pos	Specification-Bestimmung-Spécification	PCS	Profile (mm)	L (mm)
P1	BEAM-BALKEN-POUTRE	1	43x190	2720
P2	BEAM-BALKEN-POUTRE	2	43x140	2000
P3	BEAM-BALKEN-POUTRE	1	45x70	2400
P4	BEAM-BALKEN-POUTRE	2	45x70	2045
L1	BOARD-BRETT-PLANCHE	1	18x120	2620
L2	BOARD-BRETT-PLANCHE	2	18x90	2000
	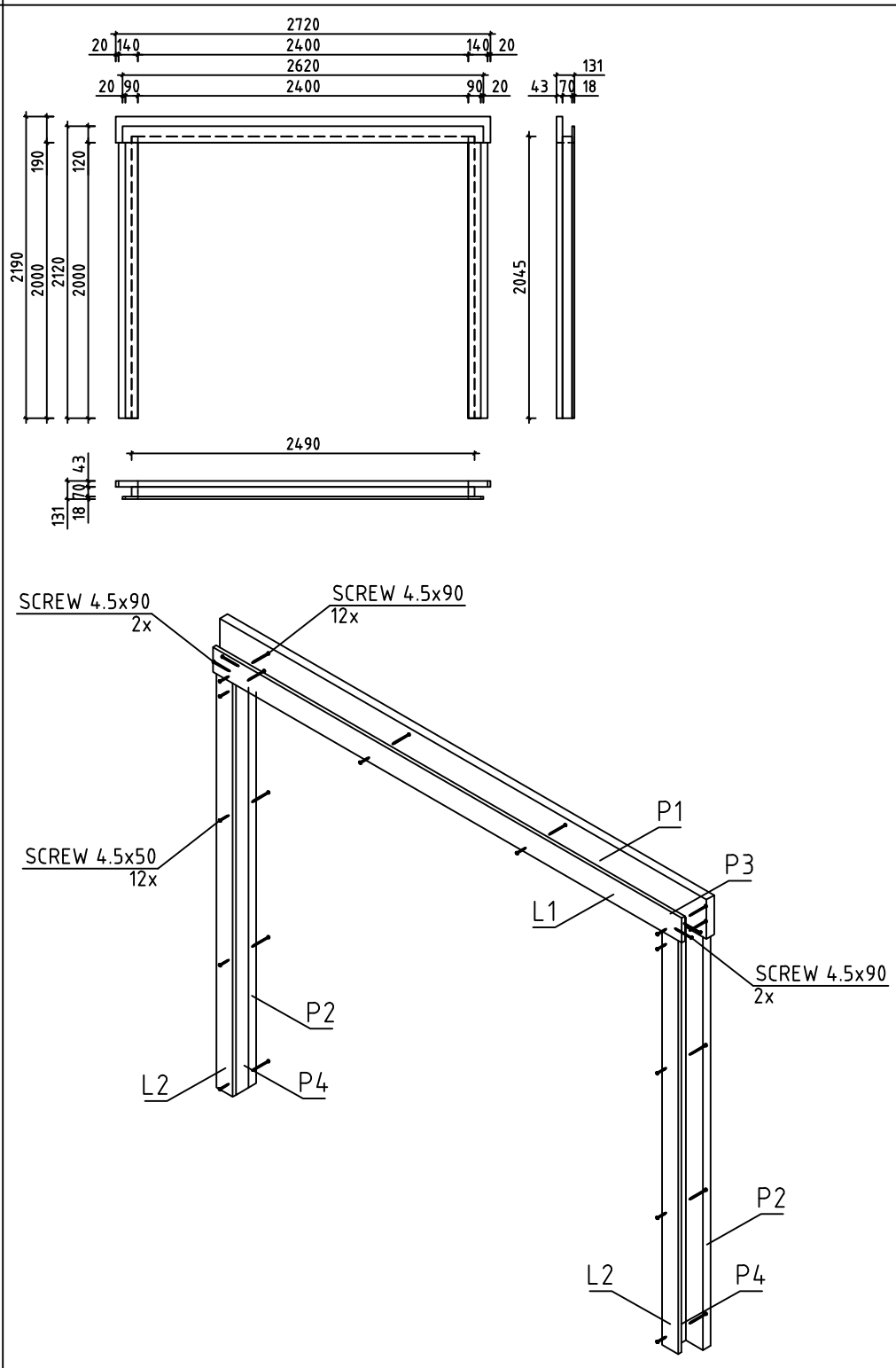	1	131x2190	2720

House	Gironde 70 ISO sans porte	Material	File	Gironde 70 ISO sans porte.dwg	Sheet	14

#001	C	6280	1
#002	A	6280	1
#003	C	5980	1
#004	A	5980	1
#005	A,B	5980	24
#006		5980	1
#007	B	5980	1
#008	1,2	4893	2
#009	1,2	4701	2
#010	B	4010	1
#011	B	4010	6
#012	2	4000	15
#013	1,2	3865	2
#014	1,2	3865	2
#015	1,2	3499	2
#016	1,2	3326	2
#017	1,2	3135	2
#018	1,2	3135	2
#019	1,2	3134	2
#020	1,2	2769	2
#021	B	2175	8
#022	1,2	1759	2
#023	1,2	1567	2
#024	B	1060	22
#025	B	1060	1
#026	1	750	30
#027	1,2	357	2
#028	1,2	295	2
#029	1,2	226	12