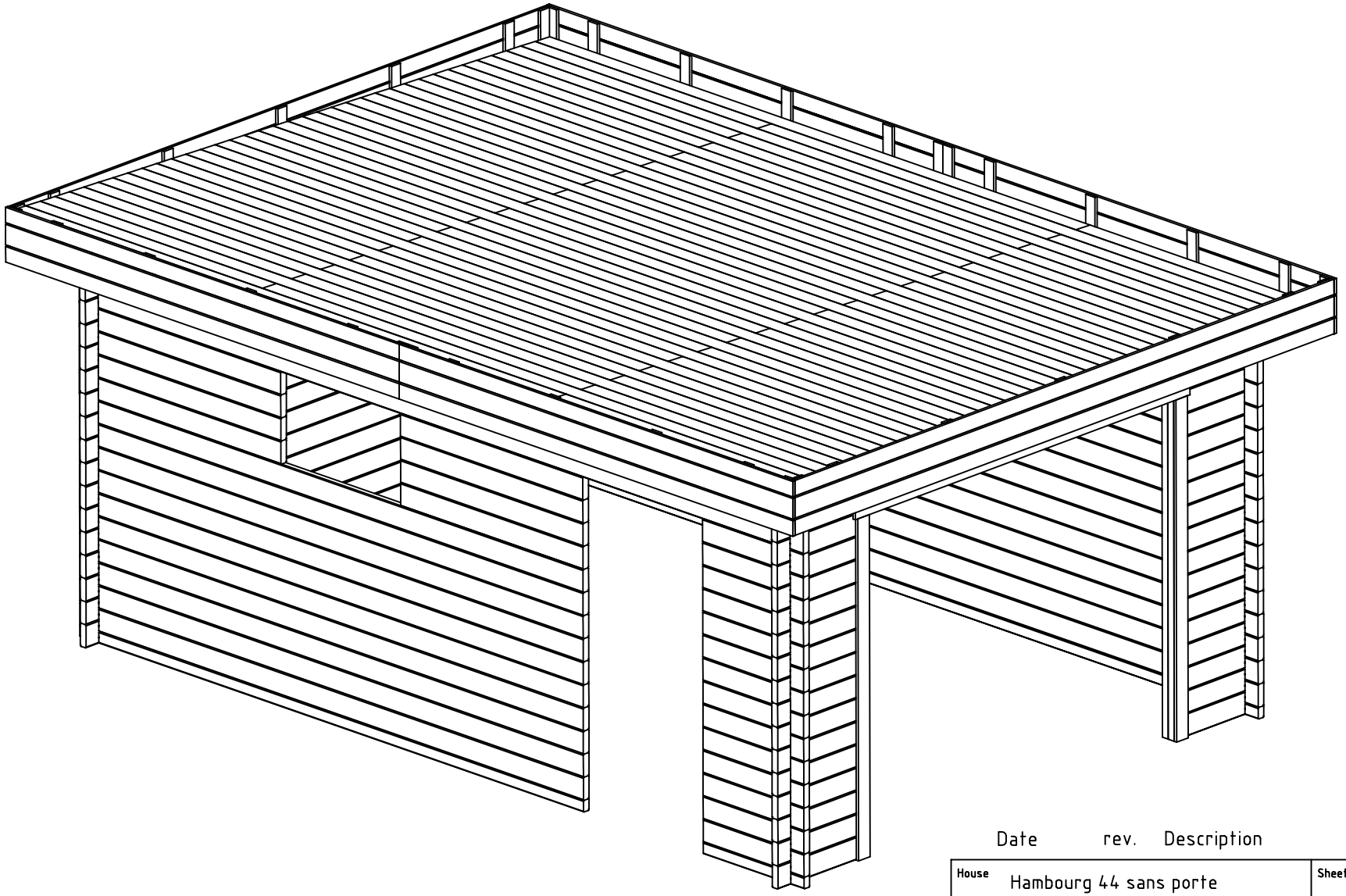

Date	rev.	Description

House	Hambourg 44 sans porte	Sheet	1
Drawing	3D Plan	Scale	
Material	44x135	Date	30.03.2020
Drawer	RP	File	Hambourg 44 sans porte 3D.dwg

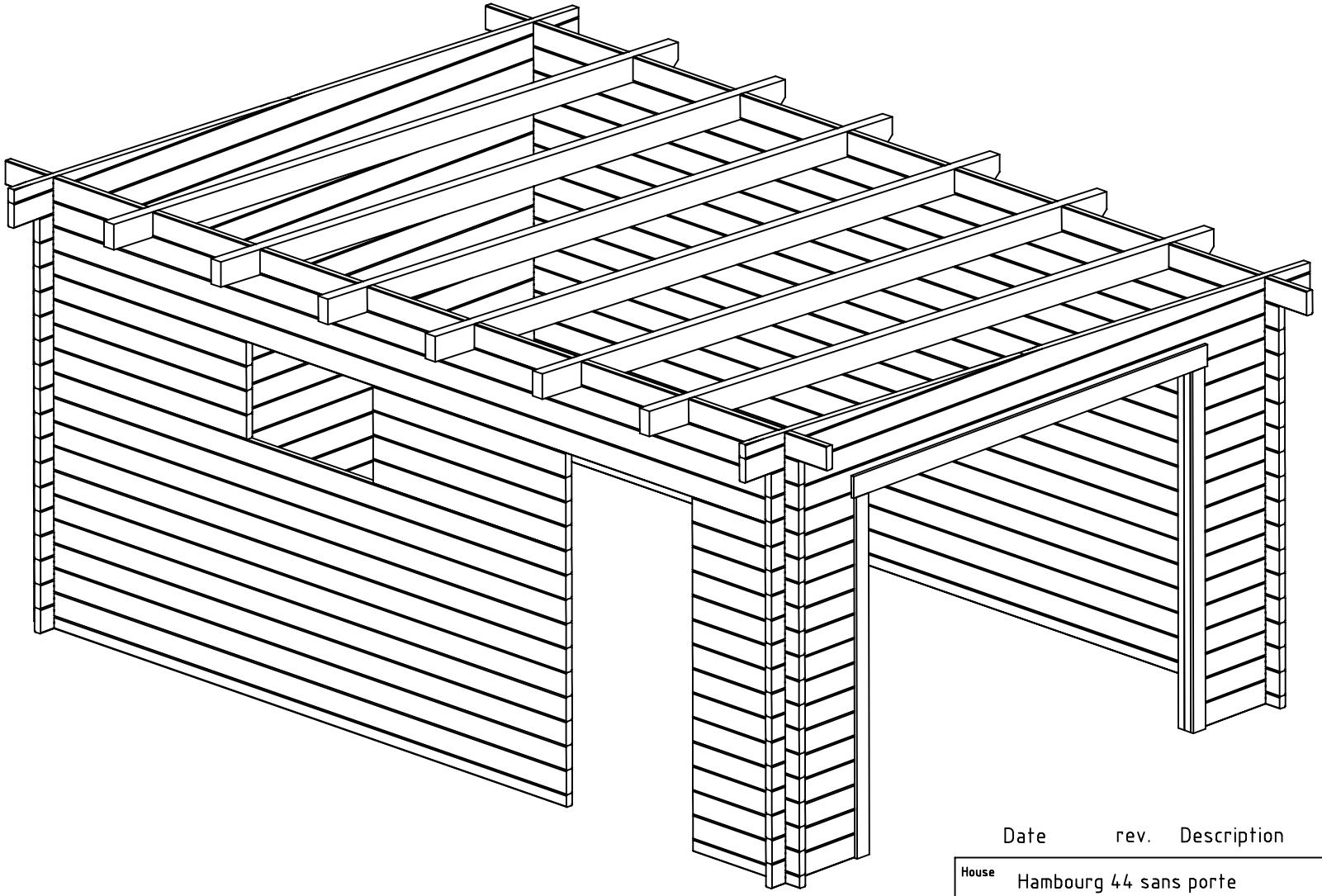

Date	rev.	Description

House	Hambourg 44 sans porte	Sheet	2
Drawing	3D Plan	Scale	
Material	44x135	Date	30.03.2020
Drawer	RP	File	Hambourg 44 sans porte 3D.dwg

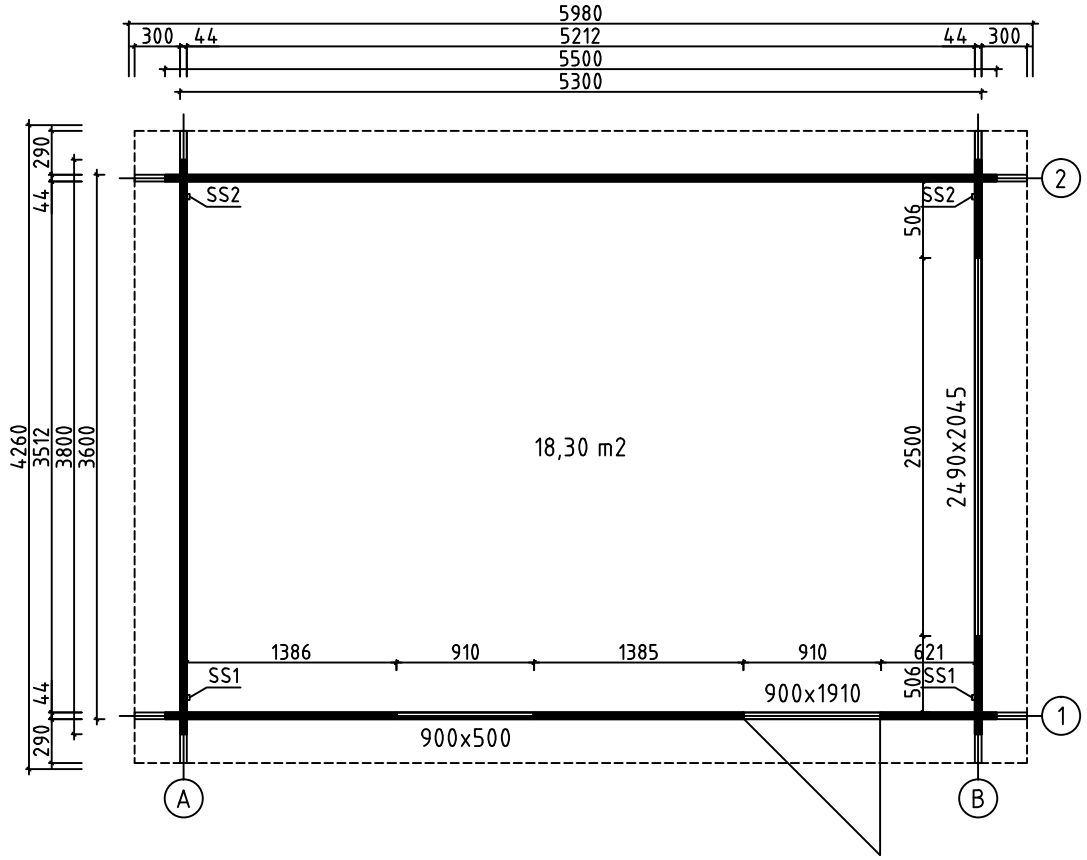

House	Hambourg 44 sans porte	Sheet	3
Drawing	PLAN DE MASSE	Scale	1:50
Material	44x135	Date	30.03.2020
Drawer	RP	File	Hambourg 44 sans porte.dwg

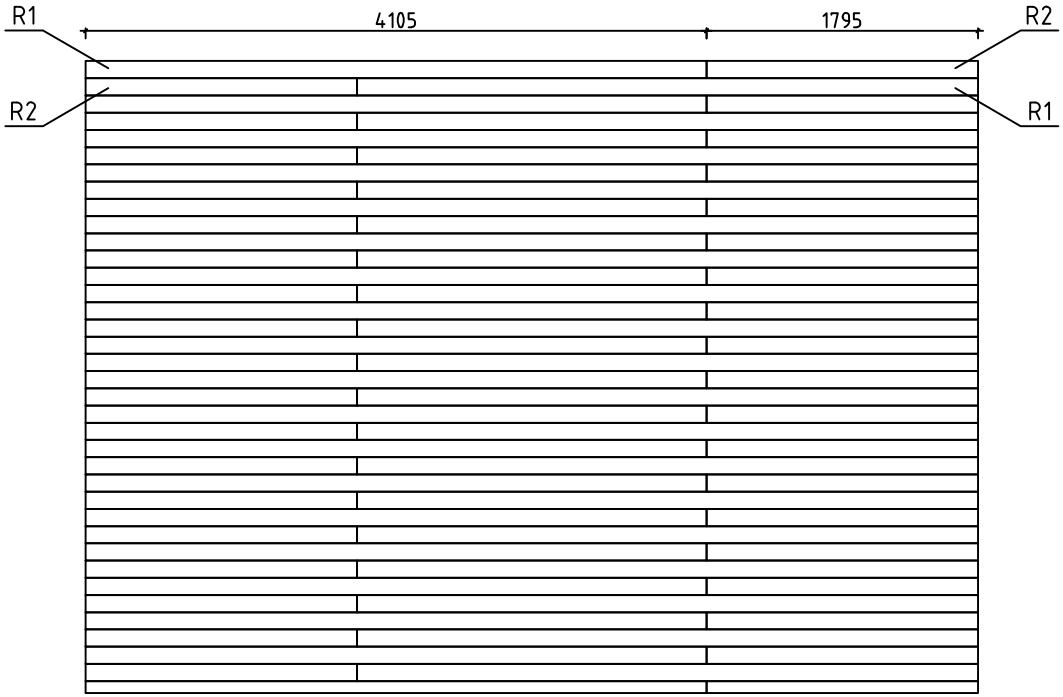

House	Hambourg 44 sans porte	Sheet	4
Drawing	VOLIGES	Scale	1:50
Material	18x114	Date	30.03.2020
Drawer	RP	File	Hambourg 44 sans porte.dwg

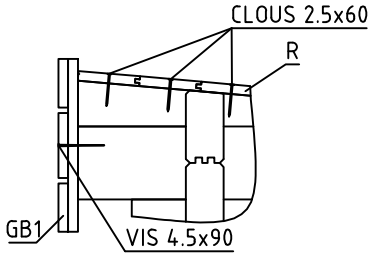

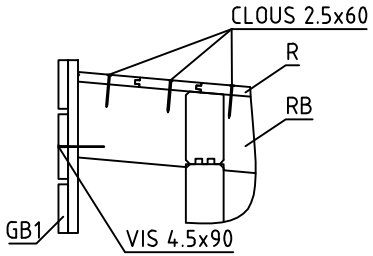

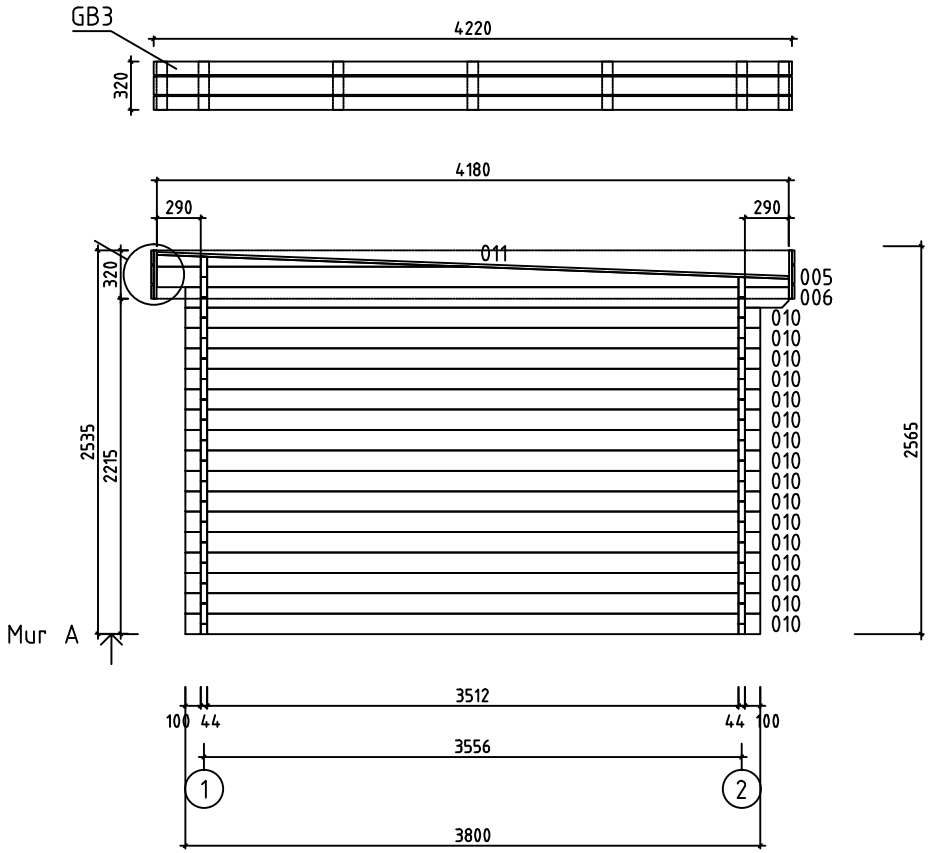

House	Hambourg 44 sans porte	Sheet	5
Drawing	MUR A	Scale	1:50
Material	44x135	Date	30.03.2020
Drawer	RP	File	Hambourg 44 sans porte.dwg

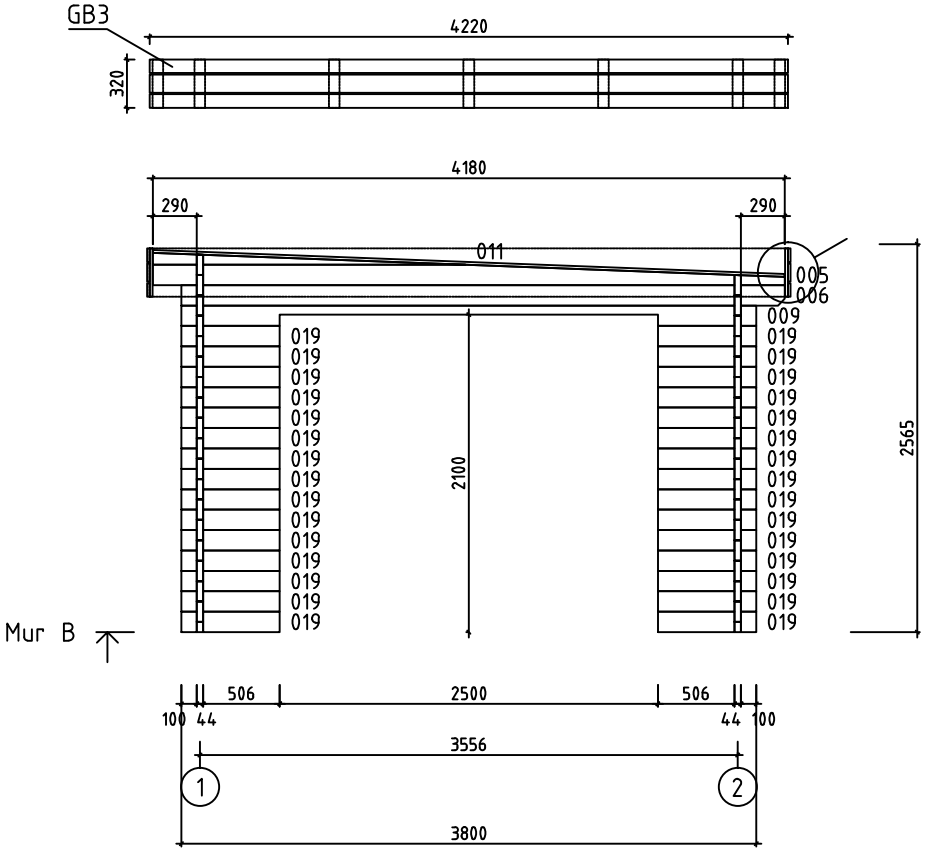

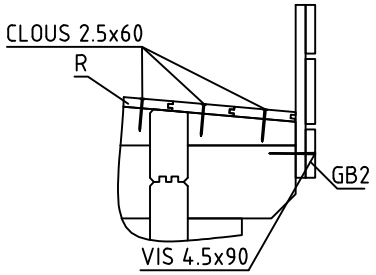

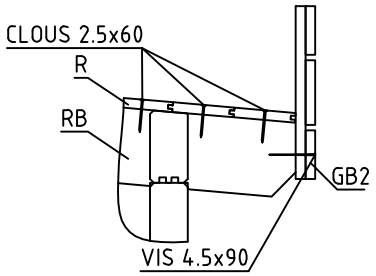

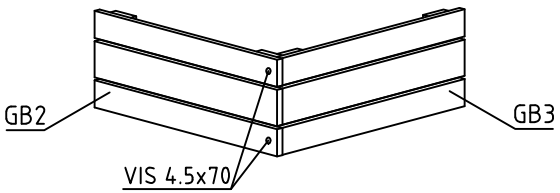

House	Hambourg 44 sans porte	Sheet	6
Drawing	MUR B	Scale	1:50
Material	44x135	Date	30.03.2020
Drawer	RP	File	Hambourg 44 sans porte.dwg

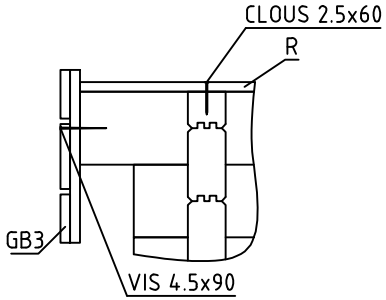

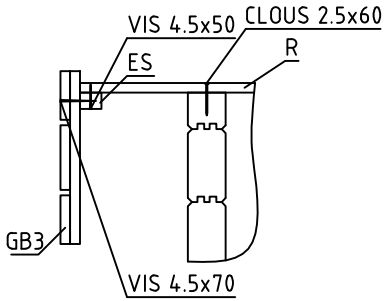

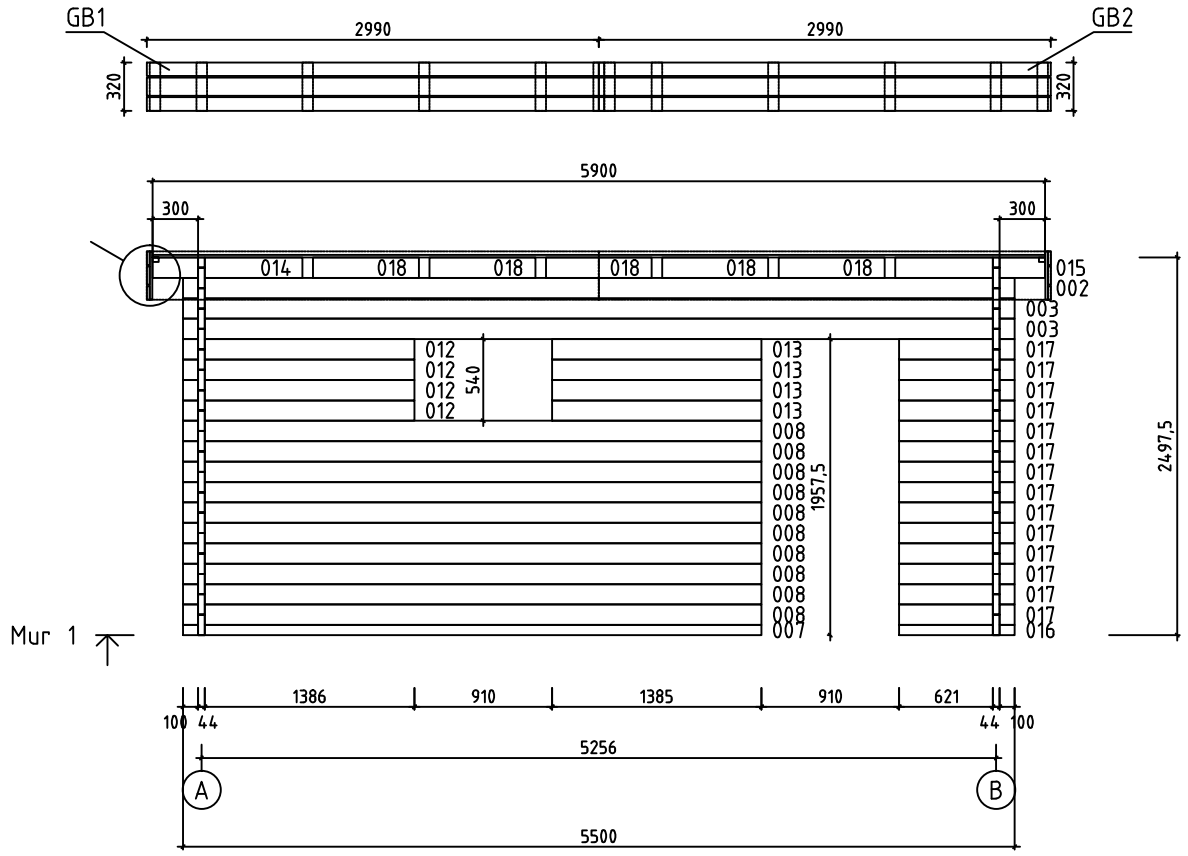

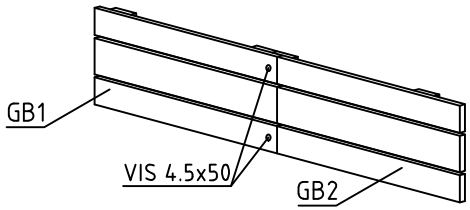

House	Hambourg 44 sans porte	Sheet	7
Drawing	MUR 1	Scale	1:50
Material	44x135	Date	30.03.2020
Drawer	RP	File	Hambourg 44 sans porte.dwg

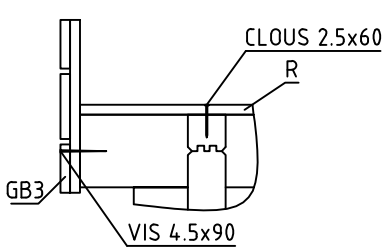

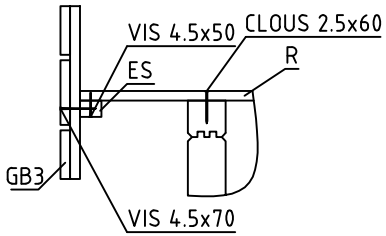

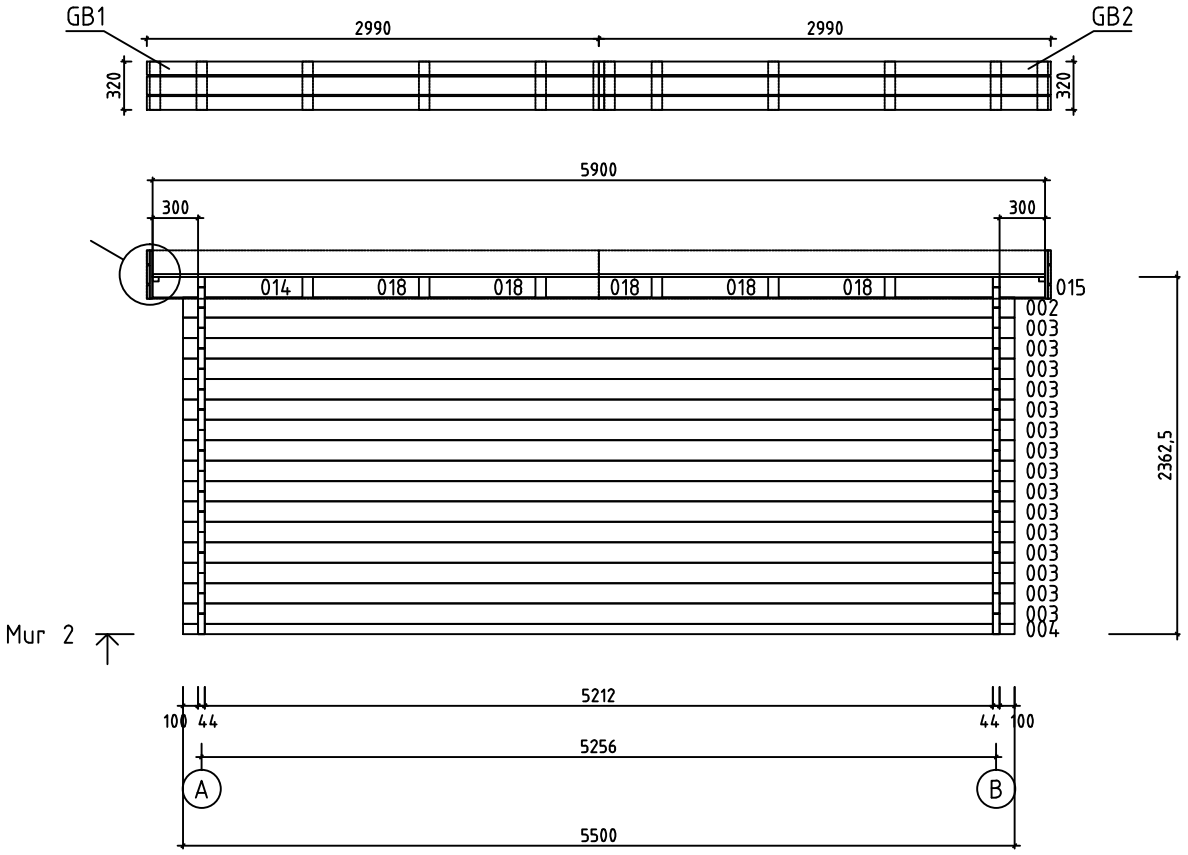

House	Hambourg 44 sans porte	Sheet	8
Drawing	MUR 2	Scale	1:50
Material	44x135	Date	30.03.2020
Drawer	RP	File	Hambourg 44 sans porte.dwg

Pos	Spécification	PZS	Profile (mm)	L (mm)
001	MADRIER DE RÉSERVE 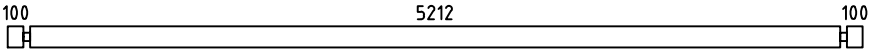	1	44x135	5500
002	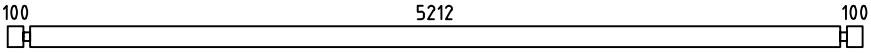 PM	2	44x135	5500
003	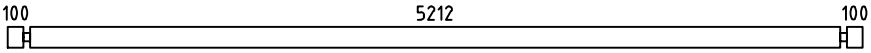	17	44x135	5500
004	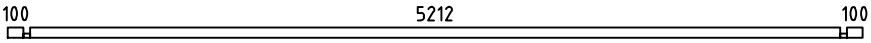	1	44x68	5500
006		2	44x135	3990
007	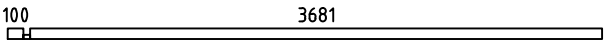	1	44x68	3825
008	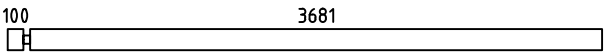	10	44x135	3825
009	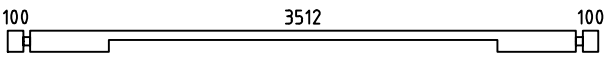	1	44x135	3800
010	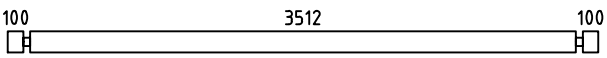	16	44x135	3800
012		4	44x135	1530
013		4	44x135	1385
014	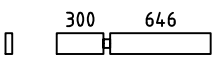	2	44x135	990
015	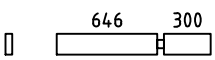	2	44x135	990
016	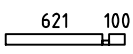	1	44x68	765
017		14	44x135	765
018		10	44x135	700
019	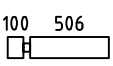	30	44x135	650
WA-1 WB-1	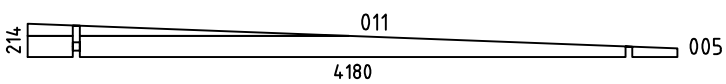	2	44x214	4180
HB	MADRIERS D´ASSEMBLAGE 	2	44x135	300
RB1	SOLIVES DE PLAFOND 	6	70x140	4188
R1	VOLIGES  ou	37+1 48+1	18x114 18x88	4105
R2	VOLIGES  ou	37+1 48+1	18x114 18x88	1795
GB1	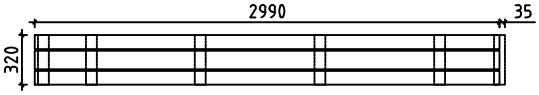	2	36x320	2990 +35

House	Hambourg 44 sans porte	Material	File	Hambourg 44 sans porte.dwg	Sheet	9

Pos	Spécification	PZS	Profile (mm)	L (mm)
GB2	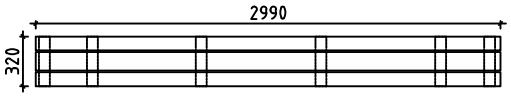	2	36x320	2990
GB3		2	36x320	4220
ES1	BAGUETTES POUR FIXER LES LATTES SOUS VOLIGES	2	30x40	2605
ES2	BAGUETTES POUR FIXER LES LATTES SOUS VOLIGES	4	30x40	290
FS1	MADRIER DE FIXATION DU MOTEUR ÉLECTRQUE	1	45x90	3580
SS1	BAGUETTE DE TEMPETE TYPE 2	2	18x35	2360
SS2	BAGUETTE DE TEMPETE TYPE 2	2	18x35	2230
LCM	CONNECTEUR MÉTALLIQUE	2	45	135
	VISSER POUR SS1, SS2	8	M8	90
	RONDELLE POUR SS1, SS2	8	M8	
	ÉCROU POUR SS1, SS2	8	M8	
	CLOUS POUR LE REVÉTEMENT DE TOIT	360	ϕ2.5	20
	CLOUS POUR R1, R2	450	ϕ2.5	60
	VIS POUR LCM	24	ϕ3.5	35
	VIS POUR L1, L2 ES1, ES2, GB1, GB2	50	ϕ4.5	50
	VIS POUR GB1, GB2, GB3	20	ϕ4.5	70
	VIS POUR FS1, P1, P2, P3, P4 GB1, GB2, GB3	40	ϕ4.5	90
	VIS POUR 014, 015, 019 WA-1, WB-1, RB1	50	ϕ6.0	160
	REVÉTEMENT DE TOIT	3,0	R = 15m	

House	Material	File	Sheet
Hambourg 44 sans porte		Hambourg 44 sans porte.dwg	10

Pos	Spécification	PZS	Profile (mm)	L (mm)
	PORTE (droit) AST_ISO_PL P	1	900	1910
	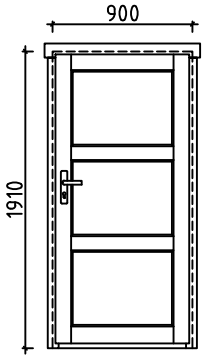 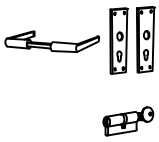	1		
		1		
	FENÉTRE (droit) AST_ISO_KP_AL_PL P	1	900	500
	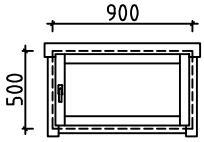 	1		
		1		

House Hambourg 44 sans porte	Material	File Hambourg 44 sans porte.dwg	Sheet 11

Pos	Spécification	PZS	Profile (mm)	L (mm)
P1	TRAVERSE HAUTE	1	43x190	2720
P2	MONTANT DU CADRE	2	43x140	2000
P3	MONTANT DU CADRE	1	45x46	2400
P4	MONTANT DU CADRE	2	45x46	2045
L1	TRAVERSE HAUTE	1	18x120	2620
L2	TRAVERSE HAUTE	2	18x90	2000
	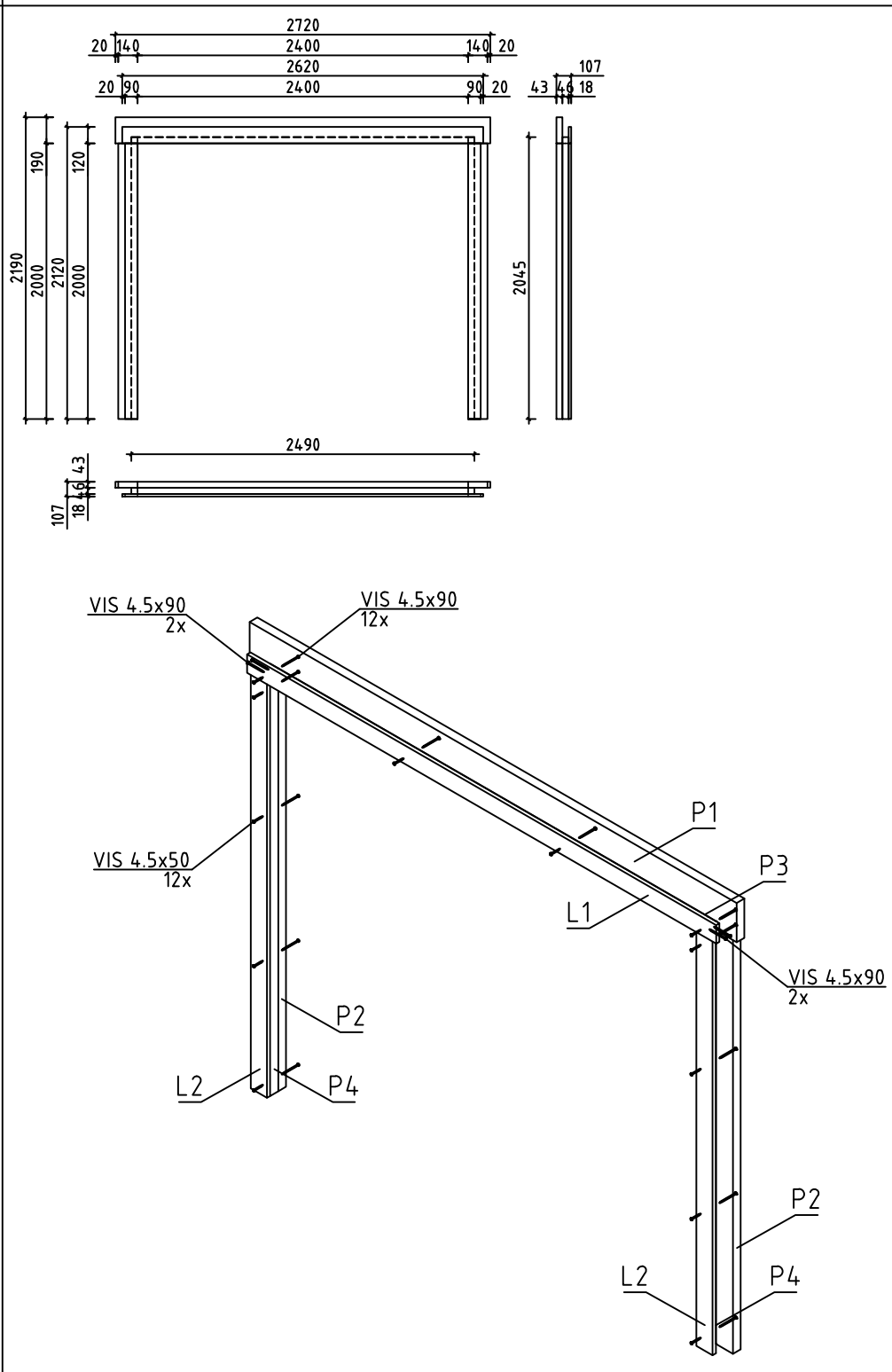	1	107x2190	2720

House	Material	File	Sheet
Hambourg 44 sans porte		Hambourg 44 sans porte.dwg	12

#001		5500	1
#002	1,2	5500	2
#003	1,2	5500	17
#004	2	5500	1
#005	A,B	4180	2
#006	A,B	3990	2
#007	1	3825	1
#008	1	3825	10
#009	B	3800	1
#010	A	3800	16
#011	A,B	2068	2
#012	1	1530	4
#013	1	1385	4
#014	1,2	990	2
#015	1,2	990	2
#016	1	765	1
#017	1	765	14
#018	1,2	700	10
#019	B	650	30