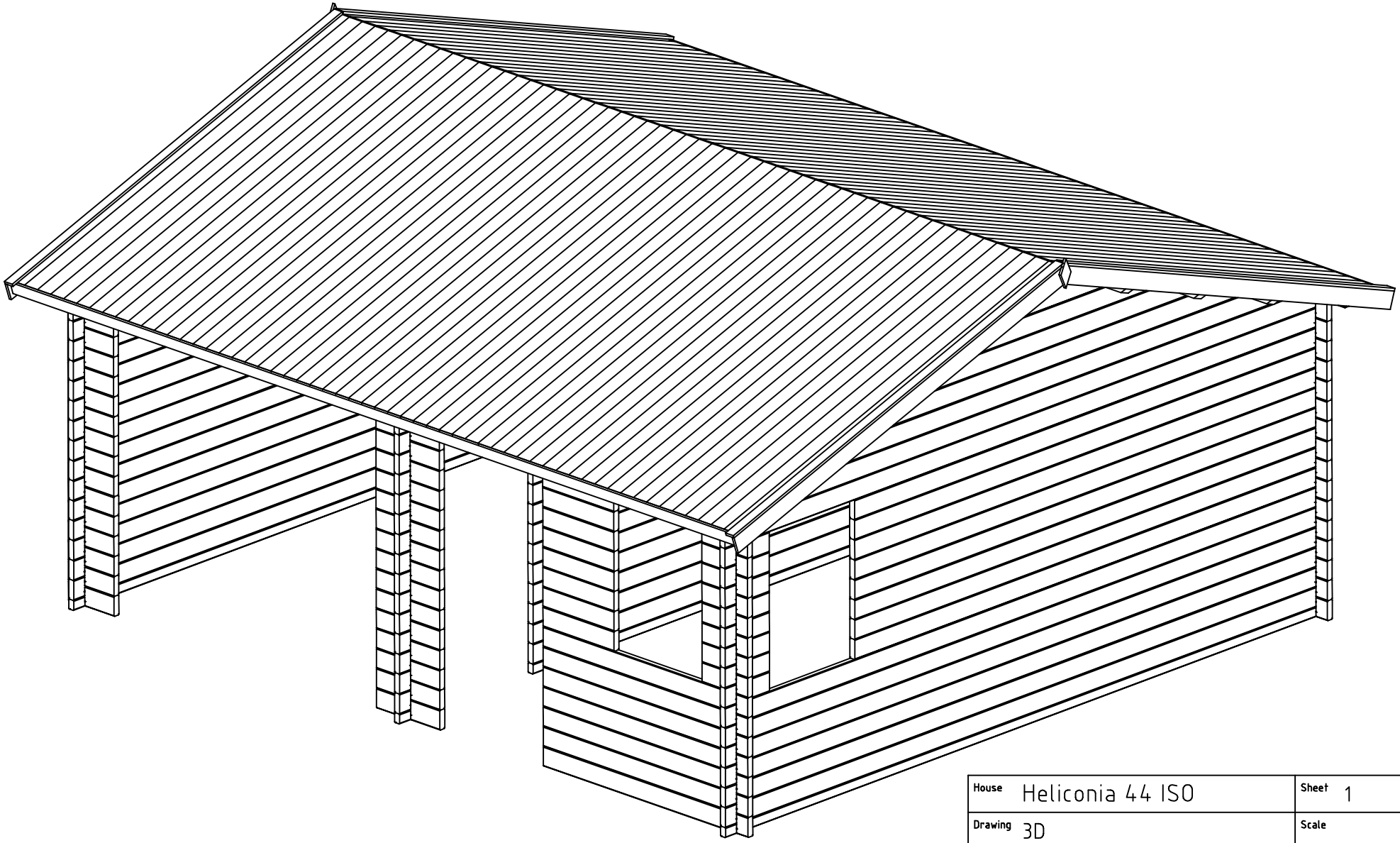

House	Heliconia 44 ISO	Sheet	1
Drawing	3D	Scale	
Material	44x135	Date	21.11.2017
Drawer	RP	File	Heliconia 44 ISO 3D.dwg

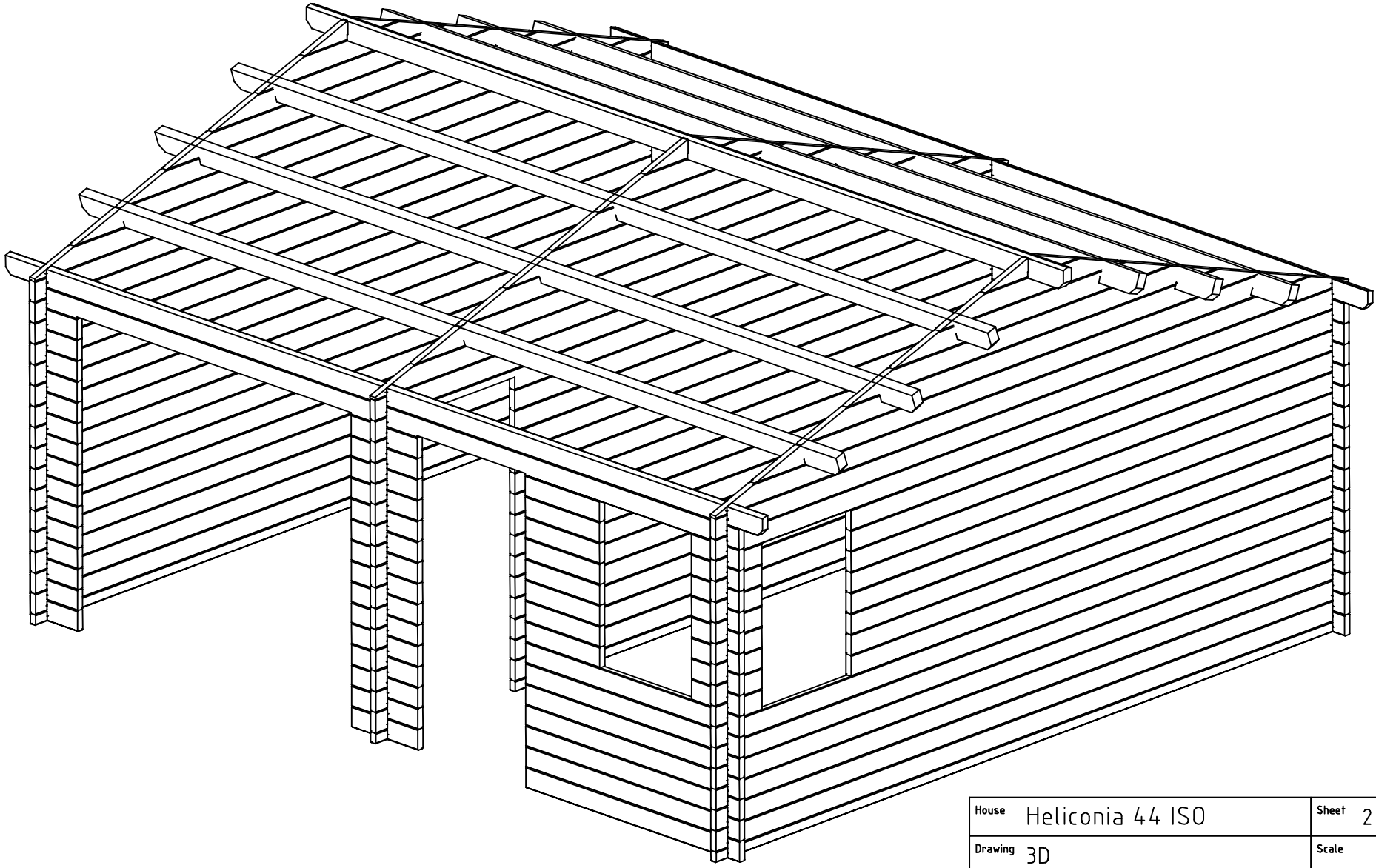

House	Heliconia 44 ISO	Sheet	2
Drawing	3D	Scale	
Material	44x135	Date	21.11.2017
Drawer	RP	File	Heliconia 44 ISO 3D.dwg

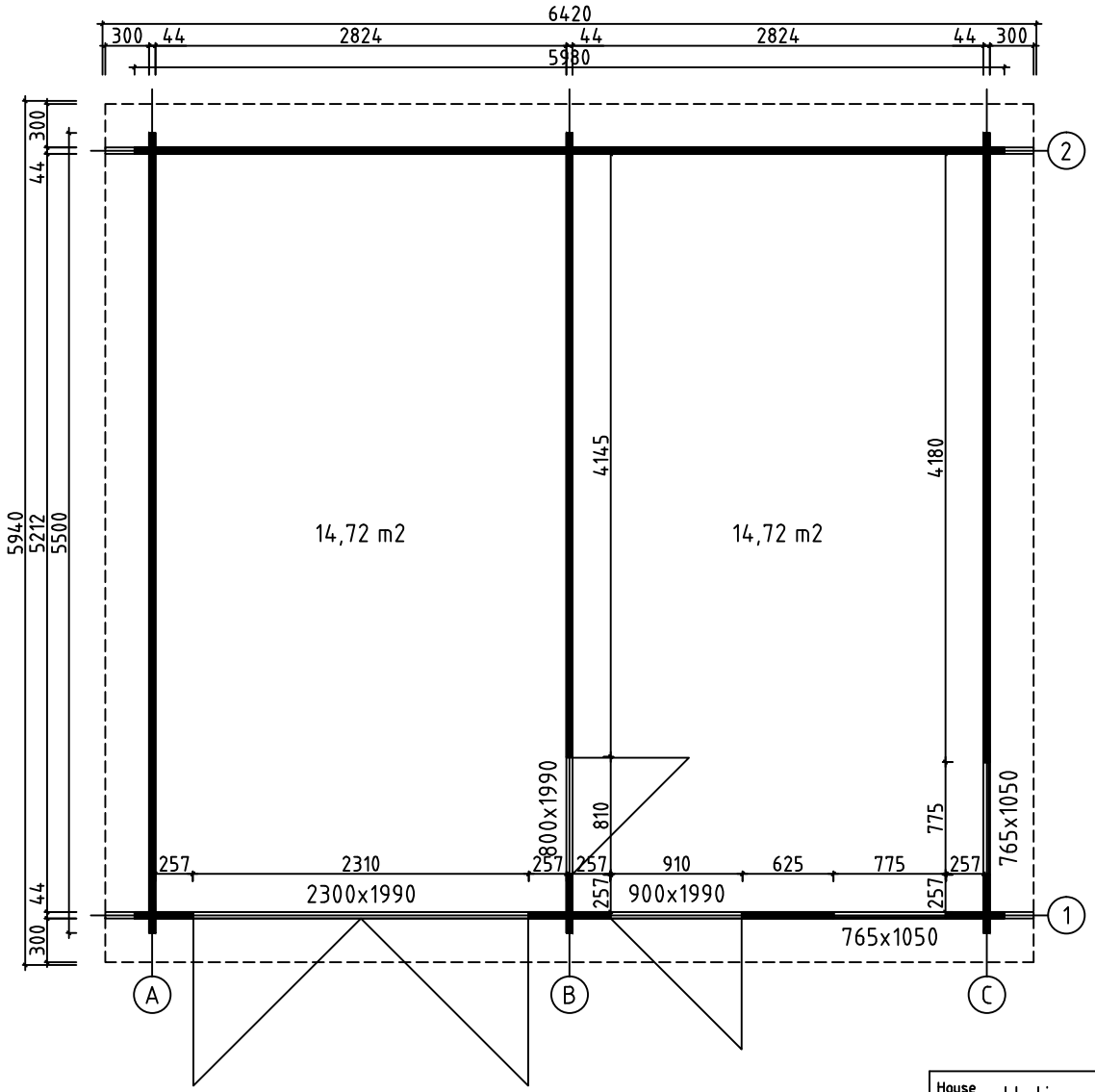

House	Heliconia 44 ISO	Sheet	3
Drawing	GROUNDPLAN	Scale	1:50
Material	44x135	Date	21.11.2017
Drawer	RP	File	Heliconia 44 ISO.dwg

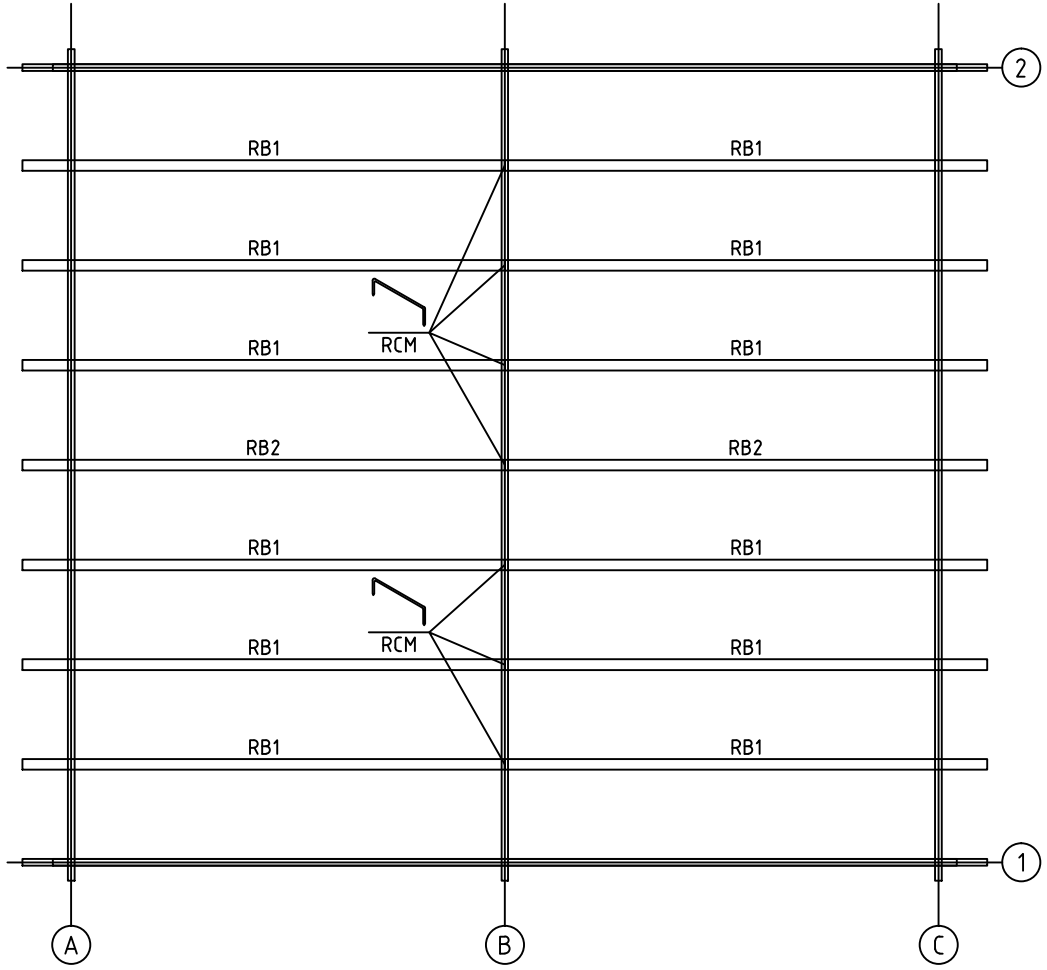

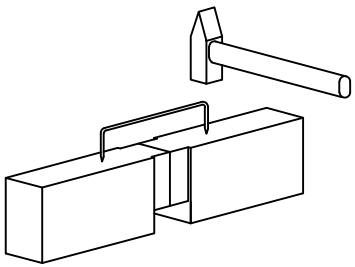

House	Heliconia 44 ISO	Sheet	4
Drawing	ROOFBEAMS	Scale	1:50
Material	70x140	Date	21.11.2017
Drawer	RP	File	Heliconia 44 ISO.dwg

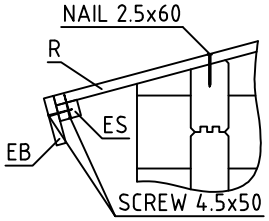

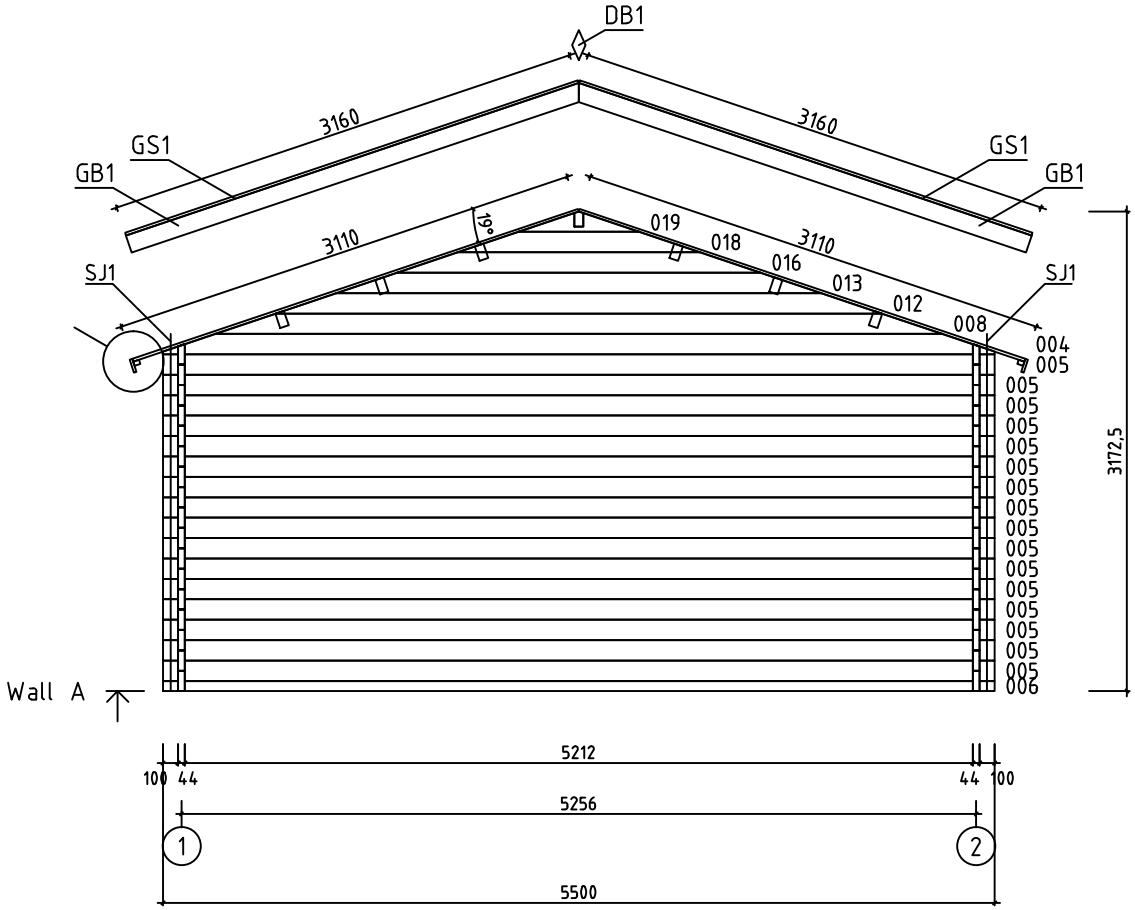

House	Heliconia 44 ISO	Sheet	5
Drawing	WALL A	Scale	1:50
Material	44x135	Date	21.11.2017
Drawer	RP	File	Heliconia 44 ISO.dwg

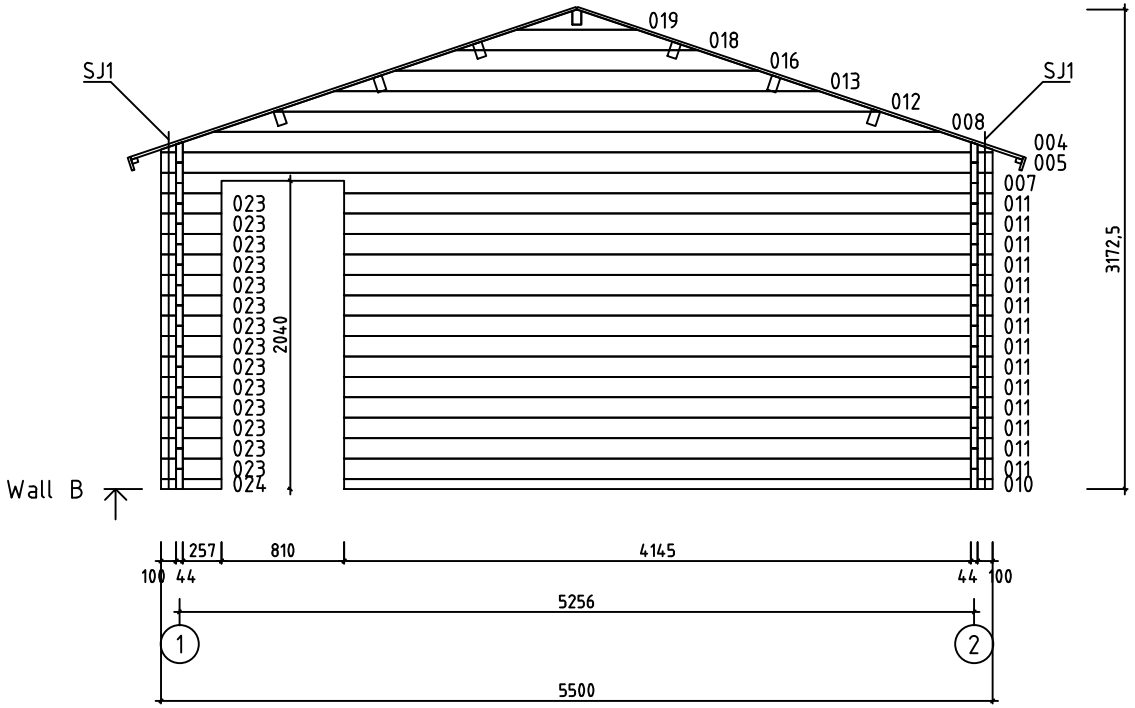

House	Heliconia 44 ISO	Sheet	6
Drawing	WALL B	Scale	1:50
Material	44x135	Date	21.11.2017
Drawer	RP	File	Heliconia 44 ISO.dwg

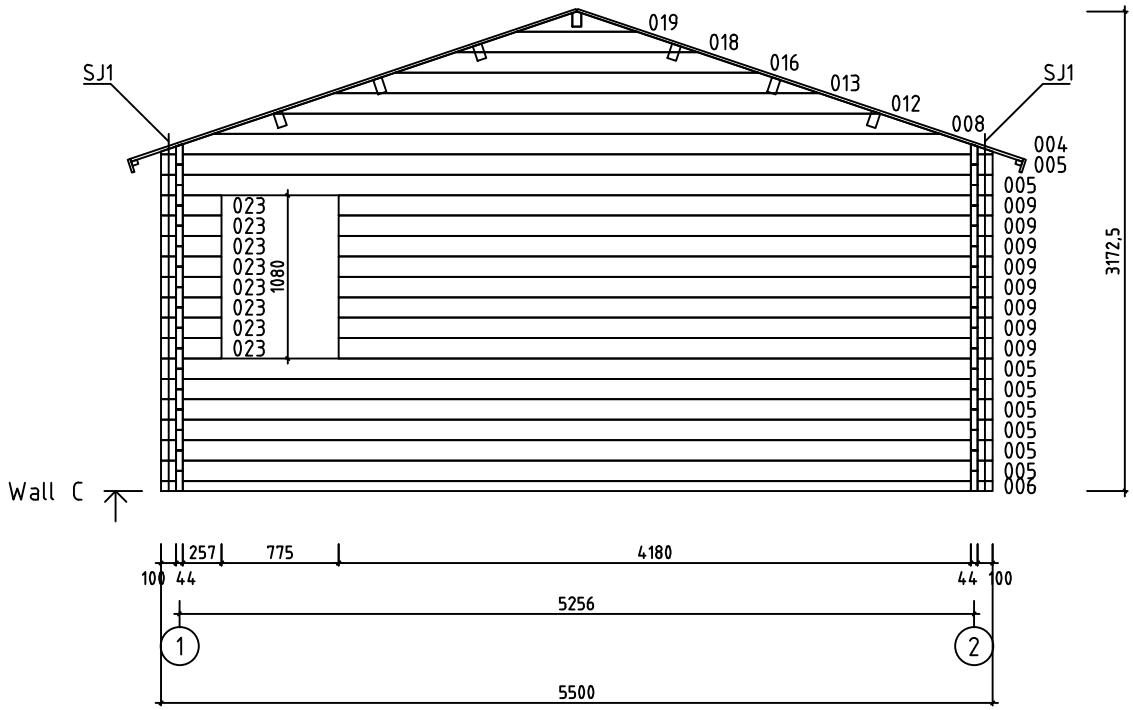

House	Heliconia 44 ISO	Sheet	7
Drawing	WALL C	Scale	1:50
Material	44x135	Date	21.11.2017
Drawer	RP	File	Heliconia 44 ISO.dwg

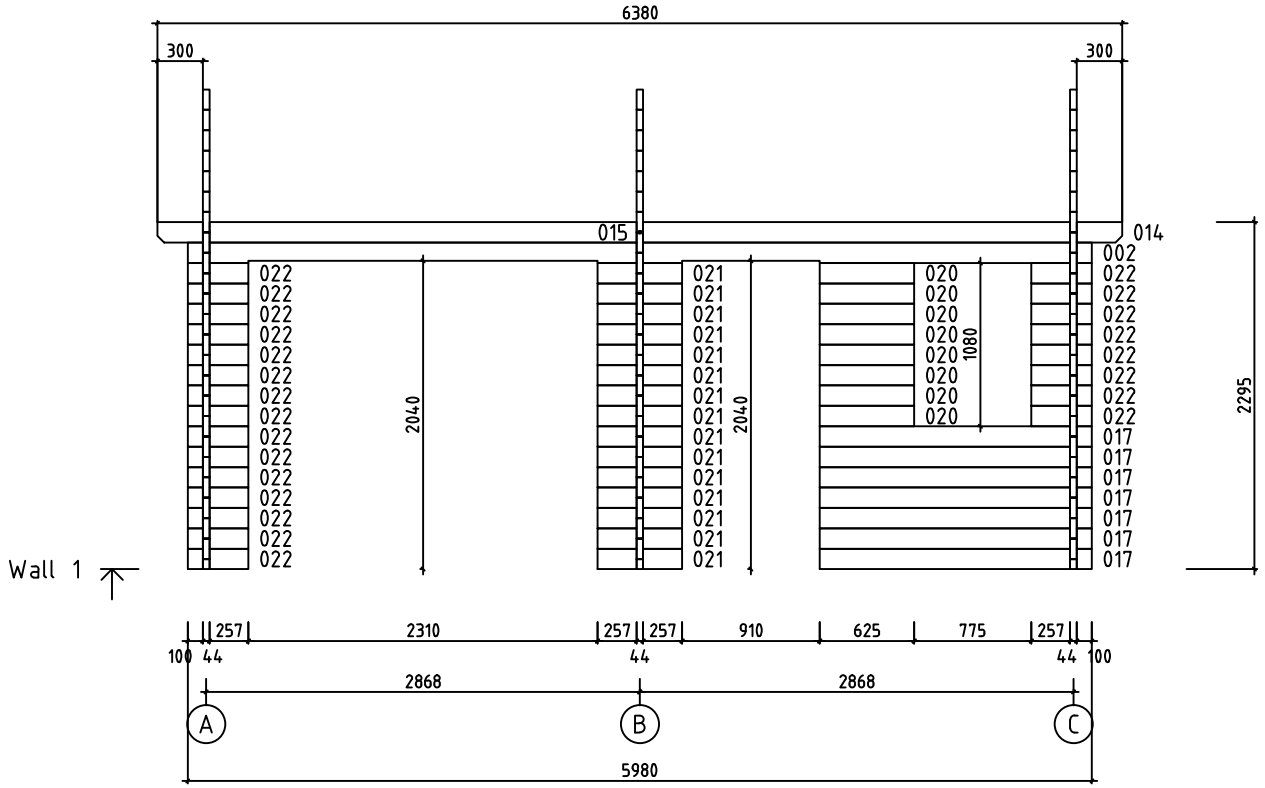

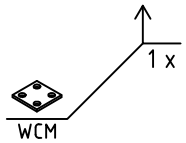

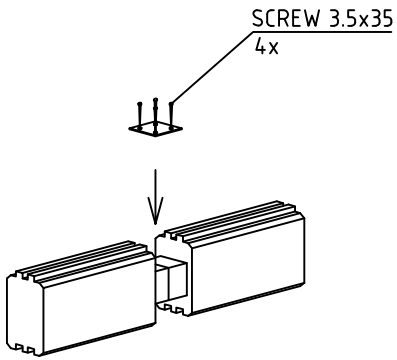

House	Heliconia 44 ISO	Sheet	8
Drawing	WALL 1	Scale	1:50
Material	44x135	Date	21.11.2017
Drawer	RP	File	Heliconia 44 ISO.dwg

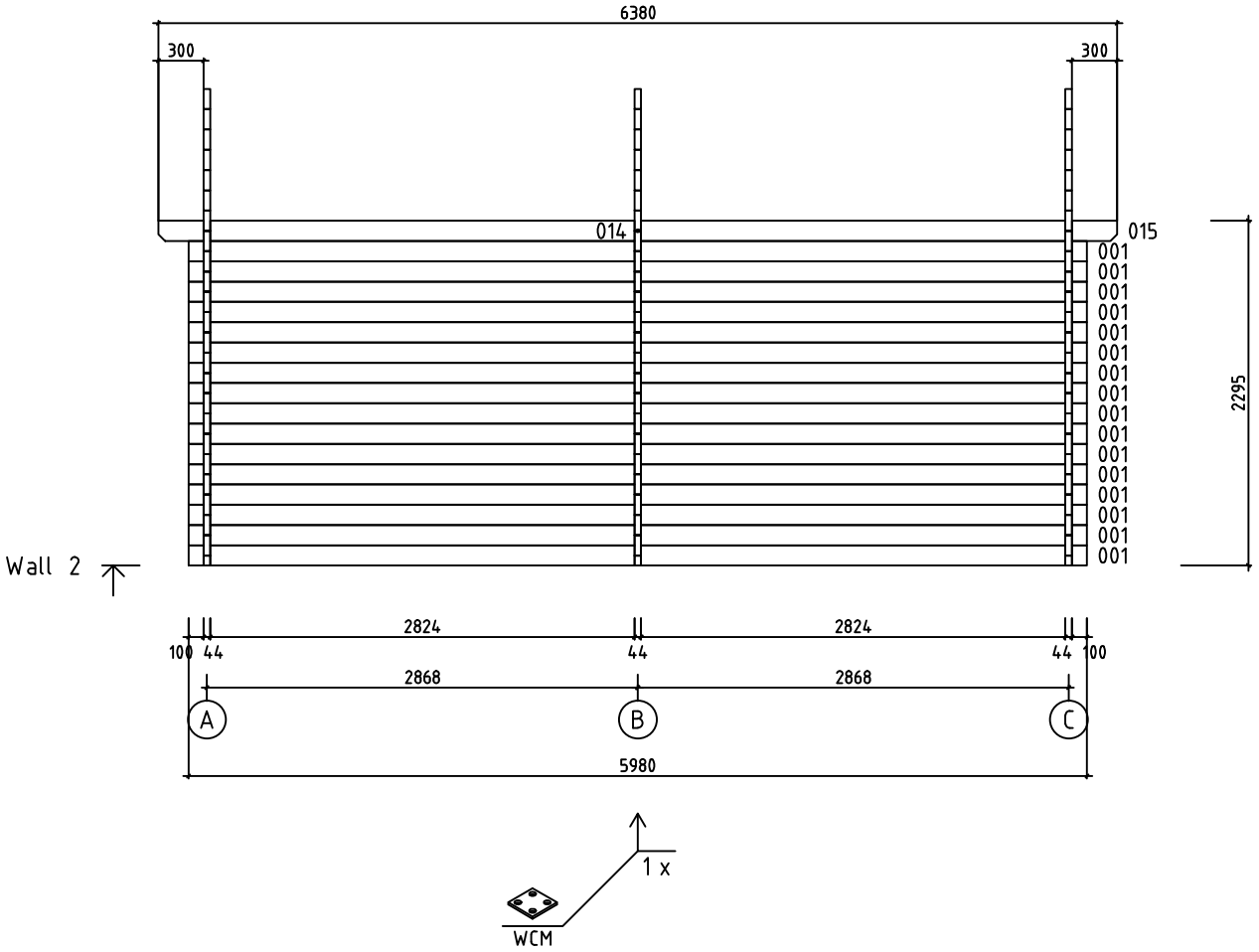

House	Heliconia 44 ISO	Sheet	9
Drawing	WALL 2	Scale	1:50
Material	44x135	Date	21.11.2017
Drawer	RP	File	Heliconia 44 ISO.dwg

Pos	Specification-Bestimmung-Spécification	PCS	Profile (mm)	L (mm)
001	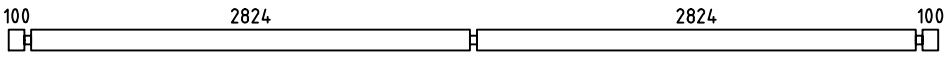	16	44x135	5980
002	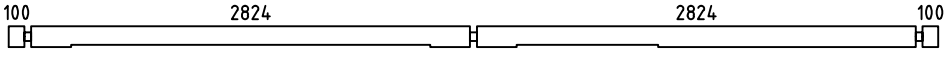	1	44x135	5980
003	SPARE BEAM-ERZATZBOHLE-MADRIER DE RÉSERVE 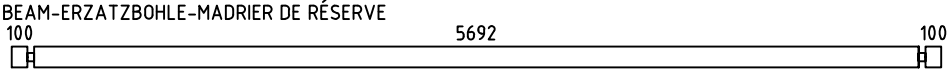	1	44x135	5980
005	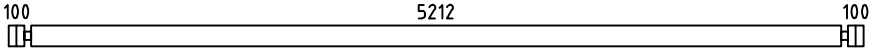	25	44x135	5500
006	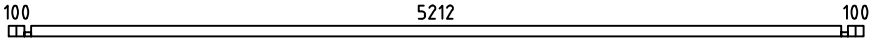	2	44x68	5500
007	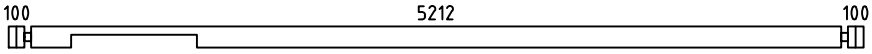	1	44x135	5500
009		8	44x135	4324
010	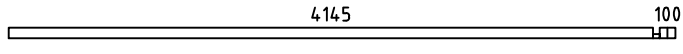	1	44x68	4289
011	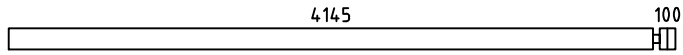	14	44x135	4289
014		2	44x135	3190
015	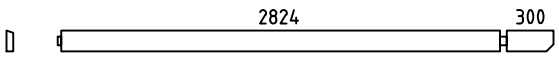	2	44x135	3190
017		7	44x135	1801
020		8	44x135	625
021	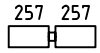	15	44x135	558
022		23	44x135	401
023		22	44x135	401
024		1	44x68	401
WA-1 WB-1 WC-1	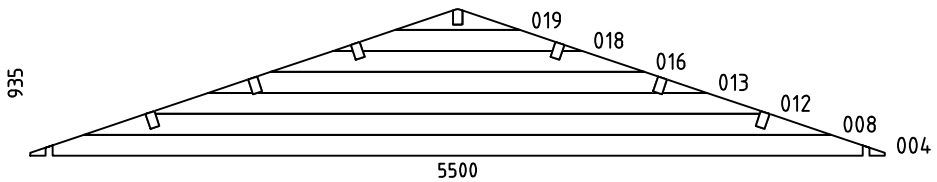	3	44x935	5500
HB	HIT BLOCK-SCHLAGHÖLZER-MADRIERS D´ASSEMBLAGE 	2	44x135	300
RB1	ROOFBEAMS-DACHBALKEN-SOLIVES DE PLAFOND 	12	70x140	3190
RB2	ROOFBEAMS-DACHBALKEN-SOLIVES DE PLAFOND 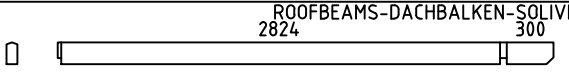	2	70x140	3190
R1	ROOFBOARD-DACHBRETT-VOLIGES  or-oder-ou	112+2 146+2	18x114 18x88	3110
GB1	GABLE BOARD-GIEBELBLENDE-PLANCHE DE RIVE 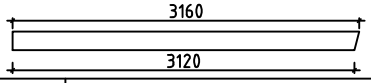	4	18x120	3160

House	Heliconia 44 ISO	Material	File	Heliconia 44 ISO.dwg	Sheet	10

Pos	Specification-Bestimmung-Spécification	PCS	Profile (mm)	L (mm)
GS1	ROOF FELT FILLET-GIEBELLEISTE-BAGUETTES POUR FIXER LES PLANCHES DE RIVE	4	18x70	3160
EB1	EAVE BOARD-TRAUFBRETT-LATTES SOUS VOLIGES	4	18x90	3190
ES1	EAVE SLAT-TRAUFENLEISTE-BAGUETTES POUR FIXER LES LATTES SOUS VOLIGES	4	30x40	3190
DB1	DIAMOND-RAUTE-ELÉMENTS DE DÉCORATION	2	18x90	200
SJ1	SCREW JOINT-GEWINDESTANGE-TIGES FILETÉS	6	M10	2290
RCM	ROOFBEAMS CONNECTING METAL-DACHBALKEN BEFESTIGUNGSMETALLE -CONNECTEUR MÉTALLIQUE POUR SOLIVES DE PLAFOND	7	⌀6.0	200
WCM	WALLBEAMS CONNECTING METAL-WANDBOHLEN BEFESTIGUNG -METALLE-PATTE D´ASSEMBLAGE	2	25	25
	NAIL-NAGEL-CLOUS FOR-FÜR-POUR COATING FOR ROOF-BESCHICHTUNG FÜR DACH-REVÉTEMENT DE TOIT	520	⌀2.5	20
	NAIL-NAGEL-CLOUS FOR-FÜR-POUR R1	740	⌀2.5	60
	SCREWS-SCHRAUBEN-VIS FOR-FÜR-POUR WCM	8	⌀3.5	35
	SCREWS-SCHRAUBEN-VIS FOR-FÜR-POUR GB1, GS1, EB1, ES1, DB1	100	⌀4.5	50
	SCREWS-SCHRAUBEN-VIS FOR-FÜR-POUR WA-1, WB-1, WC-1, RB1, RB2	70	⌀6.0	160
	COATING FOR ROOF-BESCHICHTUNG FÜR DACH-REVÉTEMENT DE TOIT	4,0	R = 15m	
	DOUBLEDOOR-DOPPELTÜR-DOUBLE PORTE (right-rechts-droit) GV P	1	2300	1990
		1		
		1		
		6		
	DOOR-TÜR-PORTE (right-rechts-droit) AST P	1	800	1990
		1		
		1		

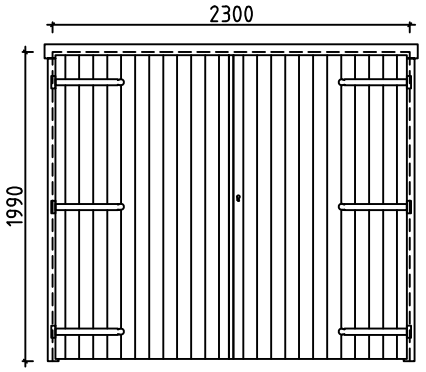

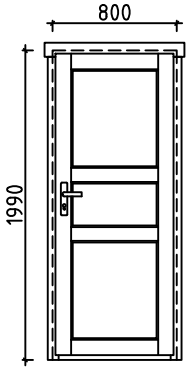

House Heliconia 44 ISO	Material	File Heliconia 44 ISO.dwg	Sheet 11

Pos	Specification-Bestimmung-Spécification	PCS	Profile (mm)	L (mm)
	DOOR-TÜR-PORTE (right-rechts-droit) ORT_ECO P	1	900	1990
	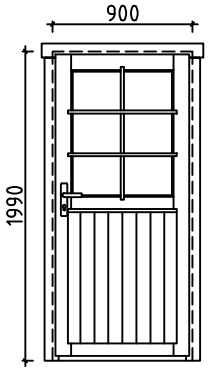 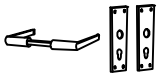	1		
		1		
		1		
	WINDOW-FENSTER-FENÉTRE (1x right-rechts-droit; 1x left-links-gauche) ORT_ECO P+V	1+1	765	1050
	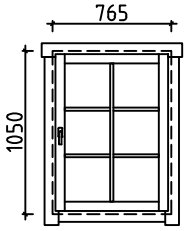 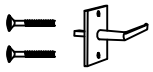	2		
		2		
		2		

House Heliconia 44 ISO	Material	File Heliconia 44 ISO.dwg	Sheet 12

#001	2	5980	16
#002	1	5980	1
#003		5980	1
#004	A,B,C	5500	3
#005	A,B,C	5500	25
#006	A,C	5500	2
#007	B	5500	1
#008	A,B,C	4811	3
#009	C	4324	8
#010	B	4289	1
#011	B	4289	14
#012	A,B,C	4009	3
#013	A,B,C	3207	3
#014	1,2	3190	2
#015	1,2	3190	2
#016	A,B,C	2406	3
#017	1	1801	7
#018	A,B,C	1604	3
#019	A,B,C	802	3
#020	1	625	8
#021	1	558	15
#022	1	401	23
#023	B,C	401	22
#024	B	401	1