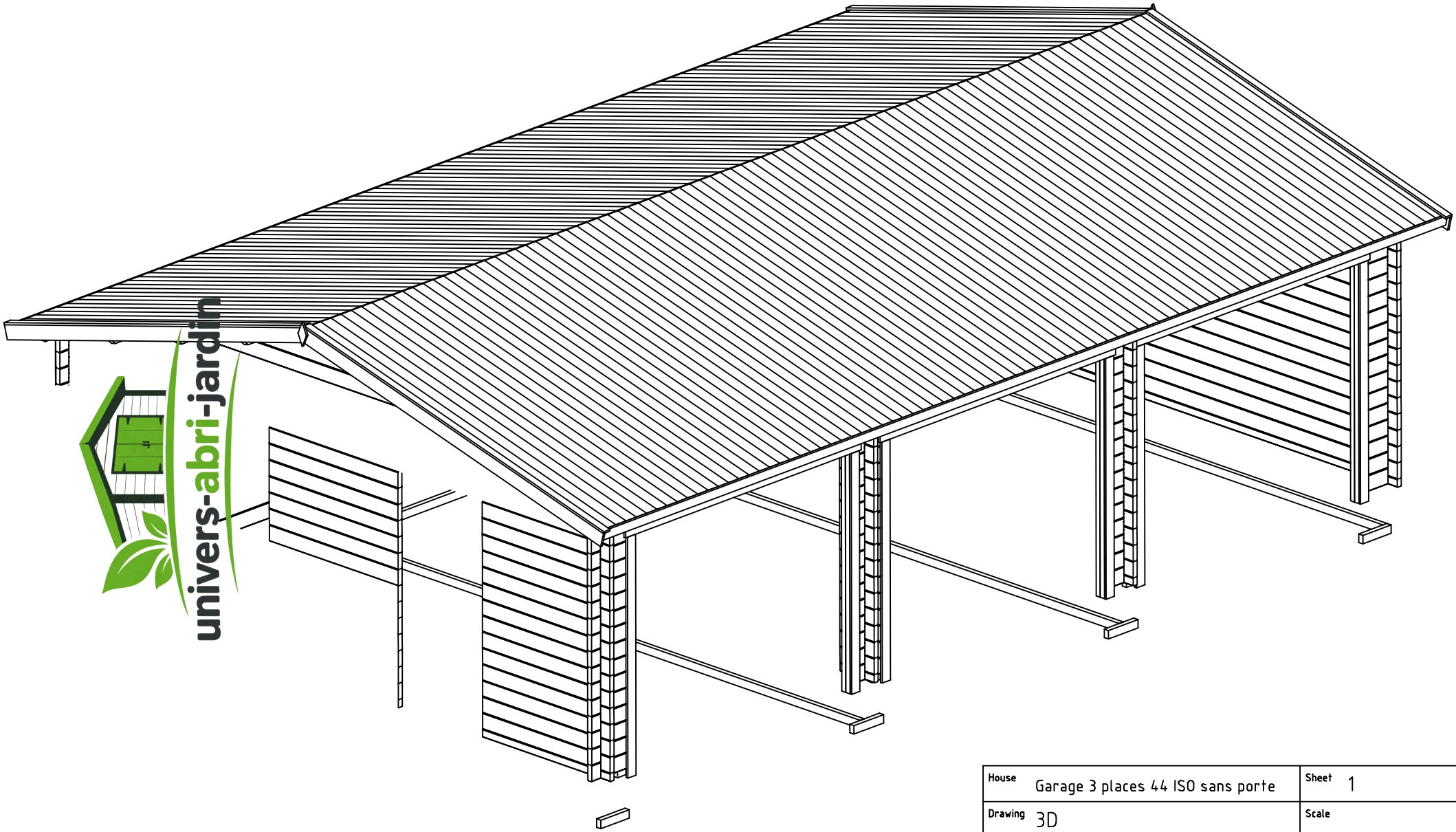

House	Garage 3 places 44 ISO sans porte	Sheet	1
Drawing	3D	Scale	
Material	44x135	Date	10.03.2021
Drawer	RP	File	Garage 3 places 44 ISO sans porte 3D.dwg

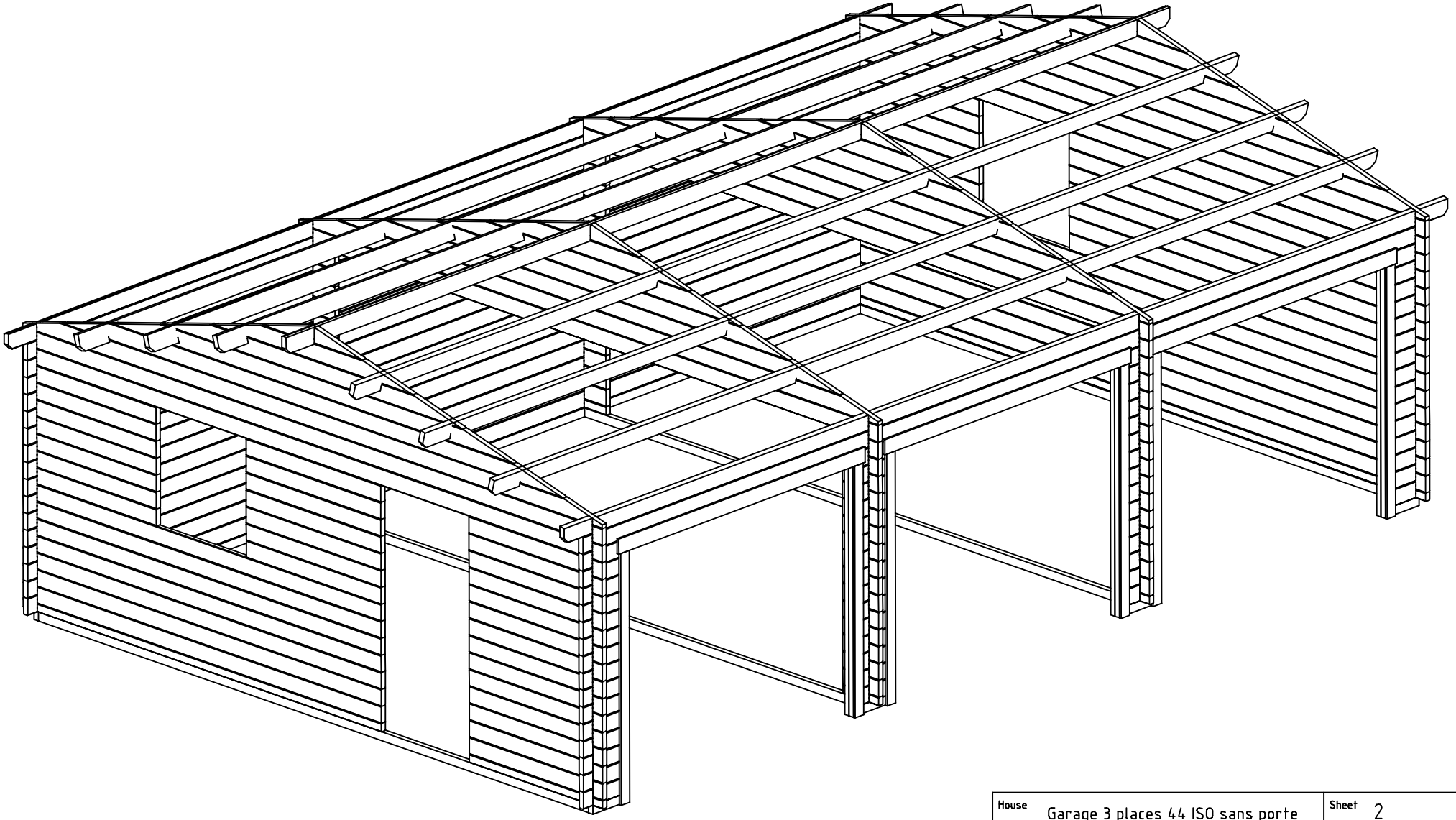

House	Garage 3 places 44 ISO sans porte	Sheet	2
Drawing	3D	Scale	
Material	44x135	Date	10.03.2021
Drawer	RP	File	Garage 3 places 44 ISO sans porte 3D.dwg

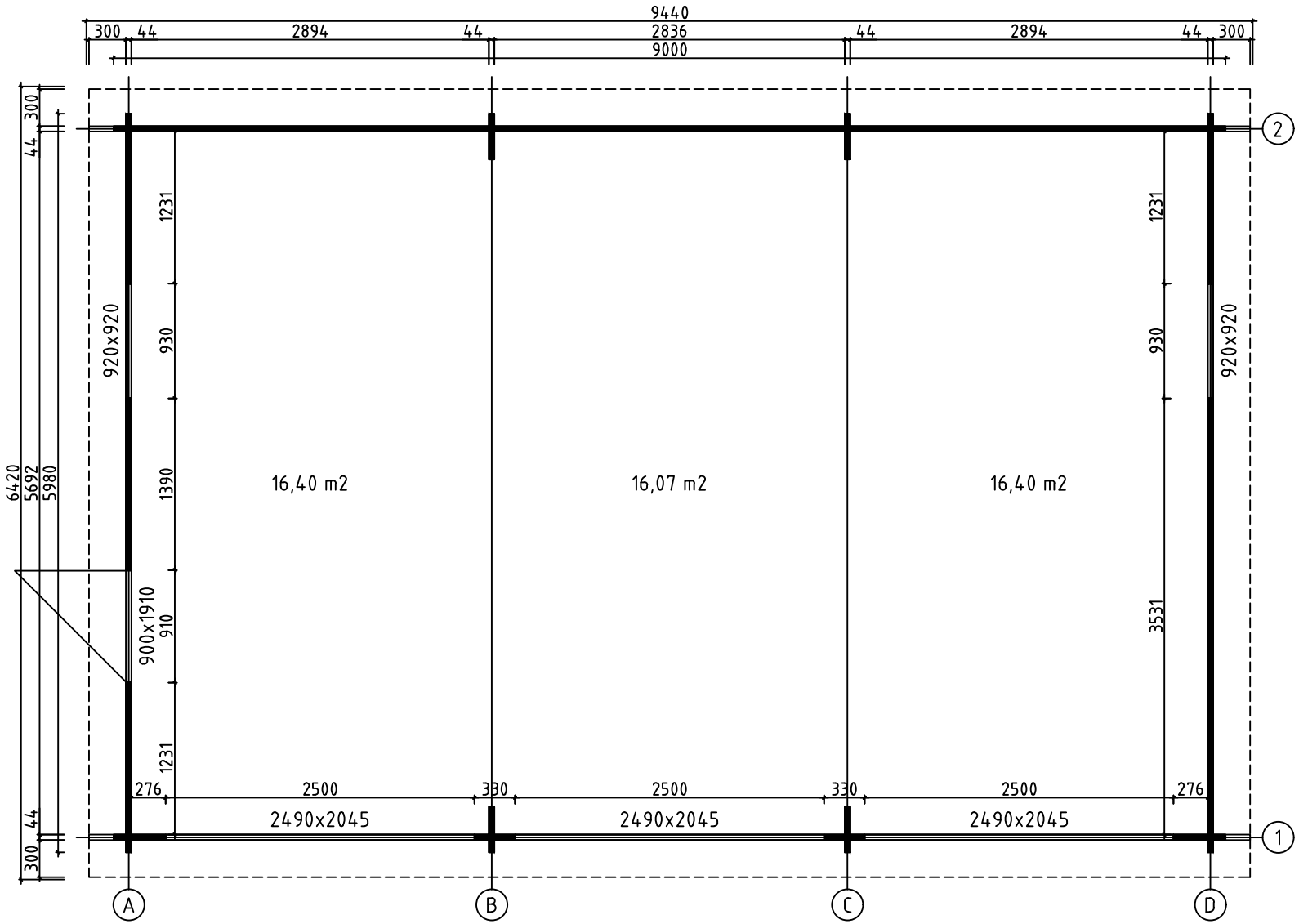

House	Garage 3 places 44 ISO sans porte	Sheet	3
Drawing	GROUNDPLAN	Scale	1:50
Material	44x135	Date	10.03.2021
Drawer	RP	File	Garage 3 places 44 ISO sans porte.dwg

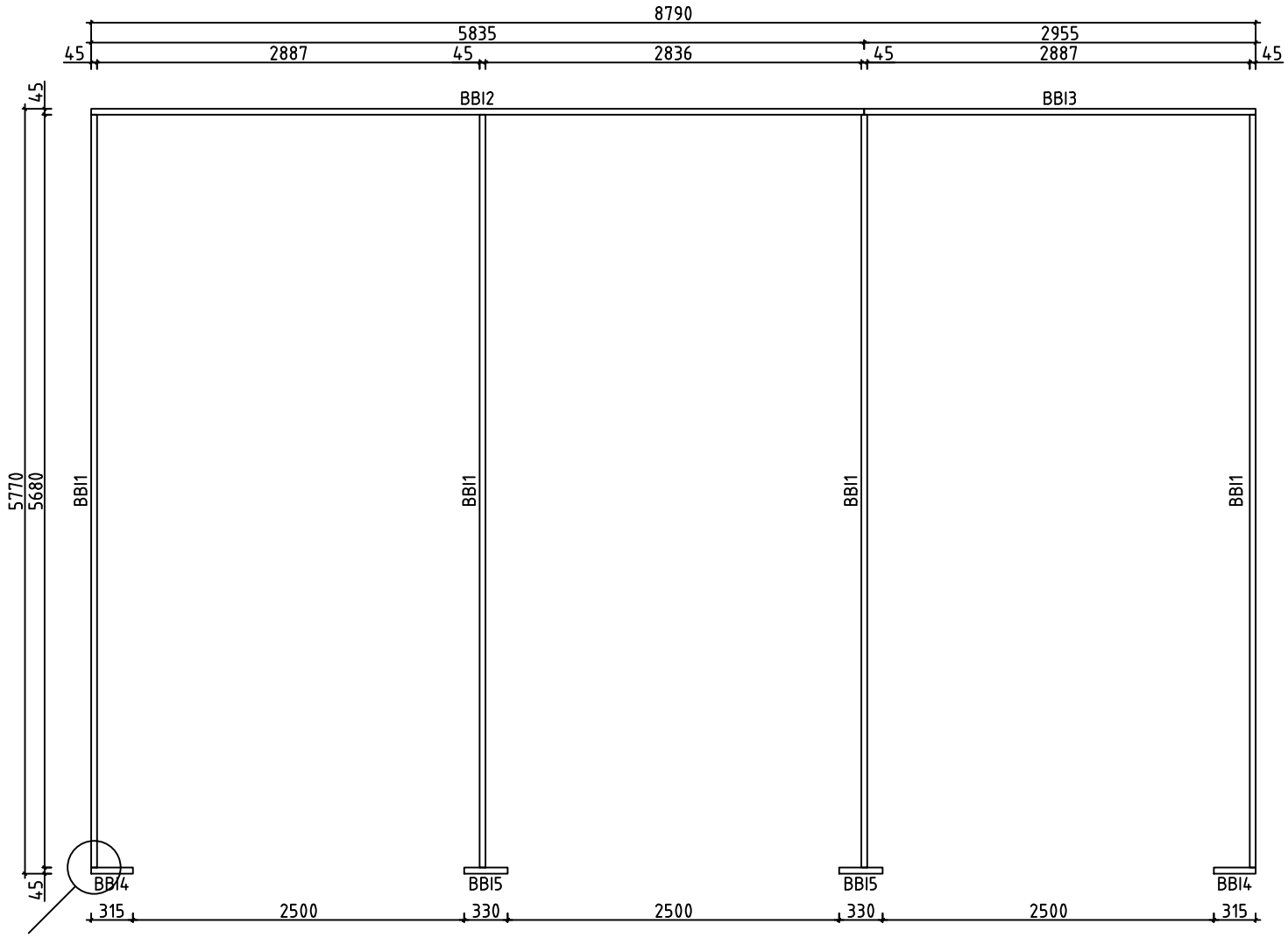

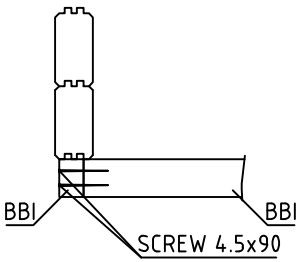

House	Garage 3 places 44 ISO sans porte	Sheet	4
Drawing	BASE BEAMS	Scale	1:50
Material	45x70	Date	10.03.2021
Drawer	RP	File	Garage 3 places 44 ISO sans porte.dwg

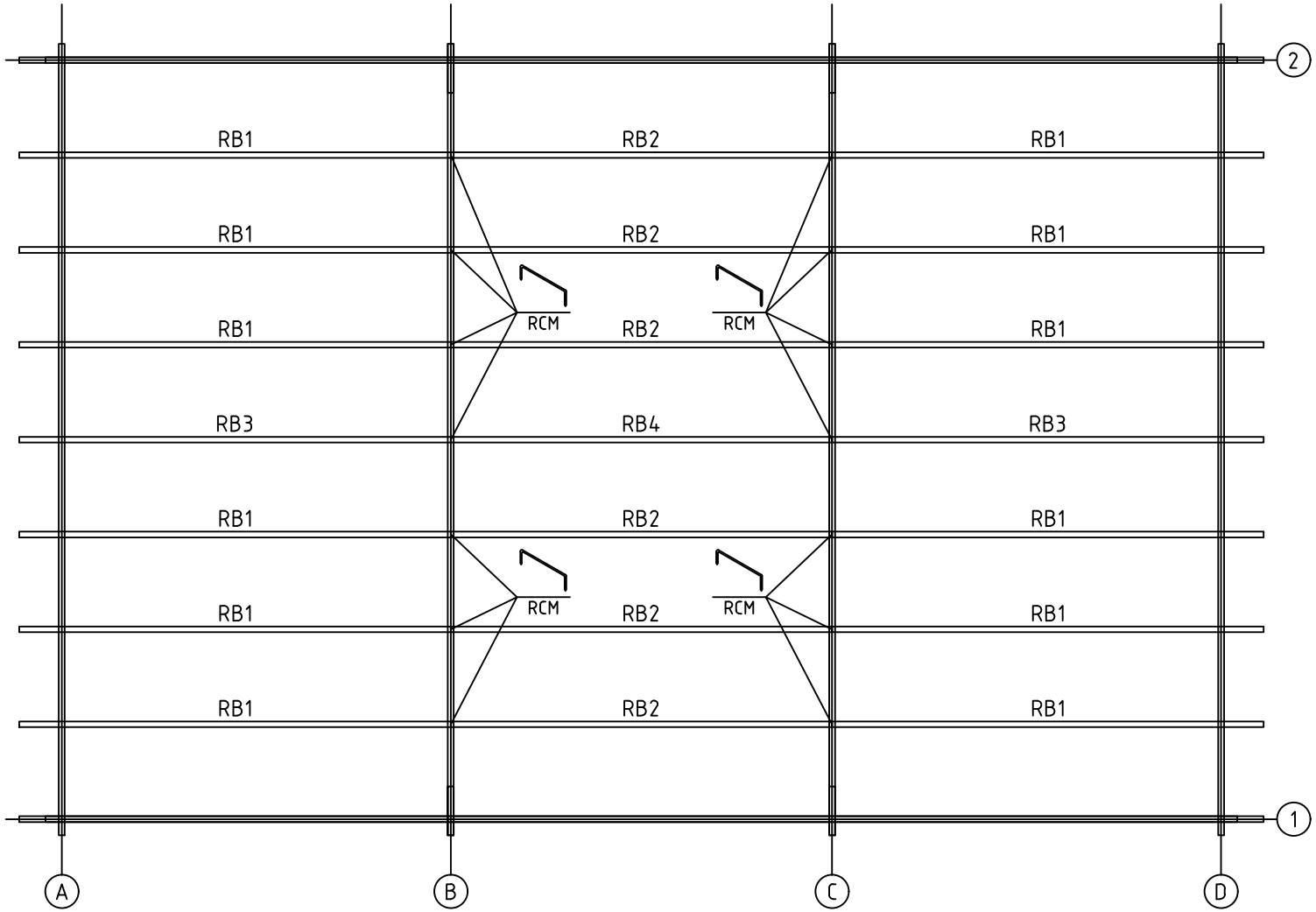

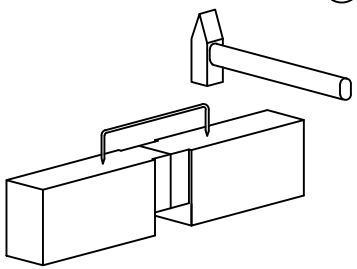

House	Garage 3 places 44 ISO sans porte	Sheet	5
Drawing	ROOFBEAMS	Scale	1:50
Material	43x140	Date	10.03.2021
Drawer	RP	File	Garage 3 places 44 ISO sans porte.dwg

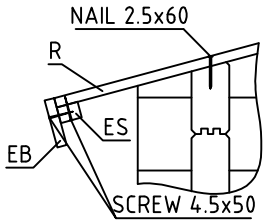

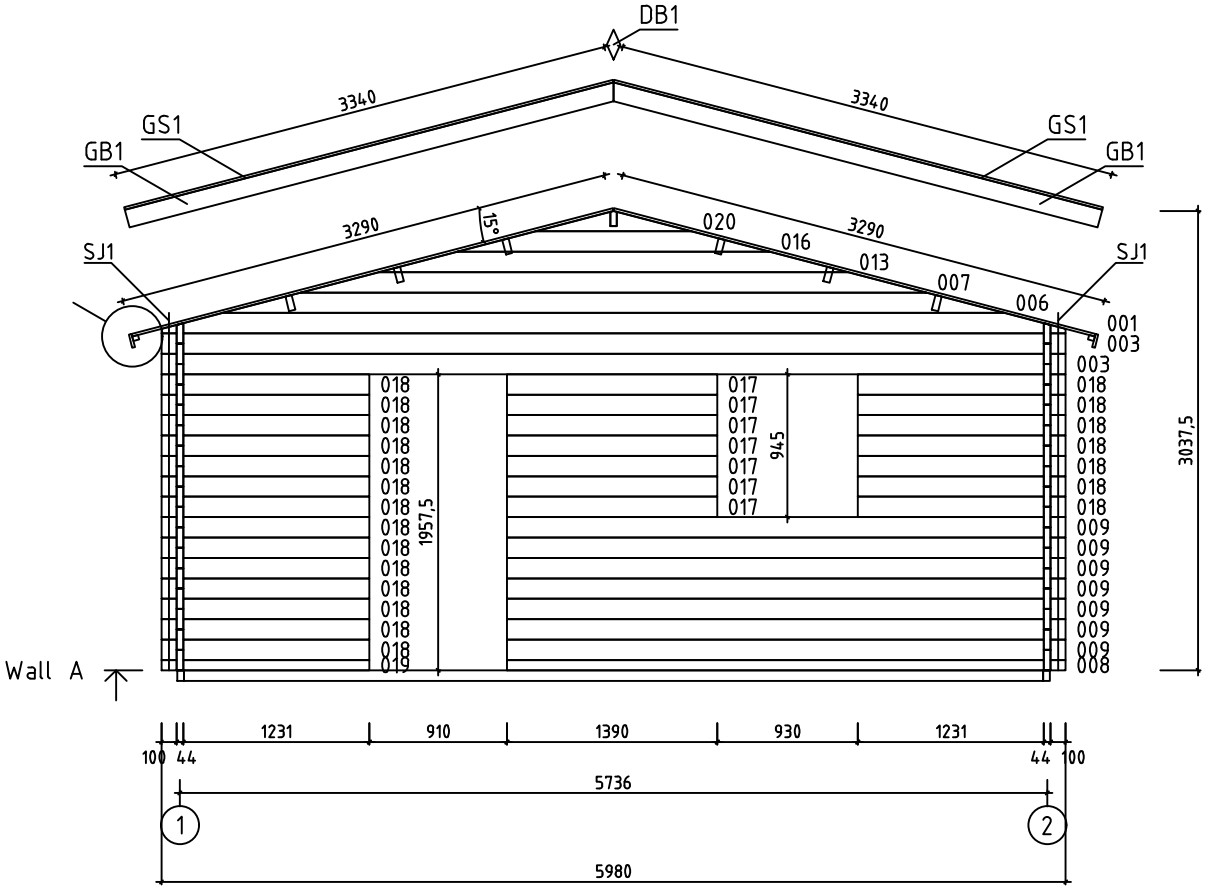

House	Garage 3 places 44 ISO sans porte	Sheet	6
Drawing	WALL A	Scale	1:50
Material	44x135	Date	12.10.2017
Drawer	RP	File	Garage 3 places 44 ISO sans porte.dwg

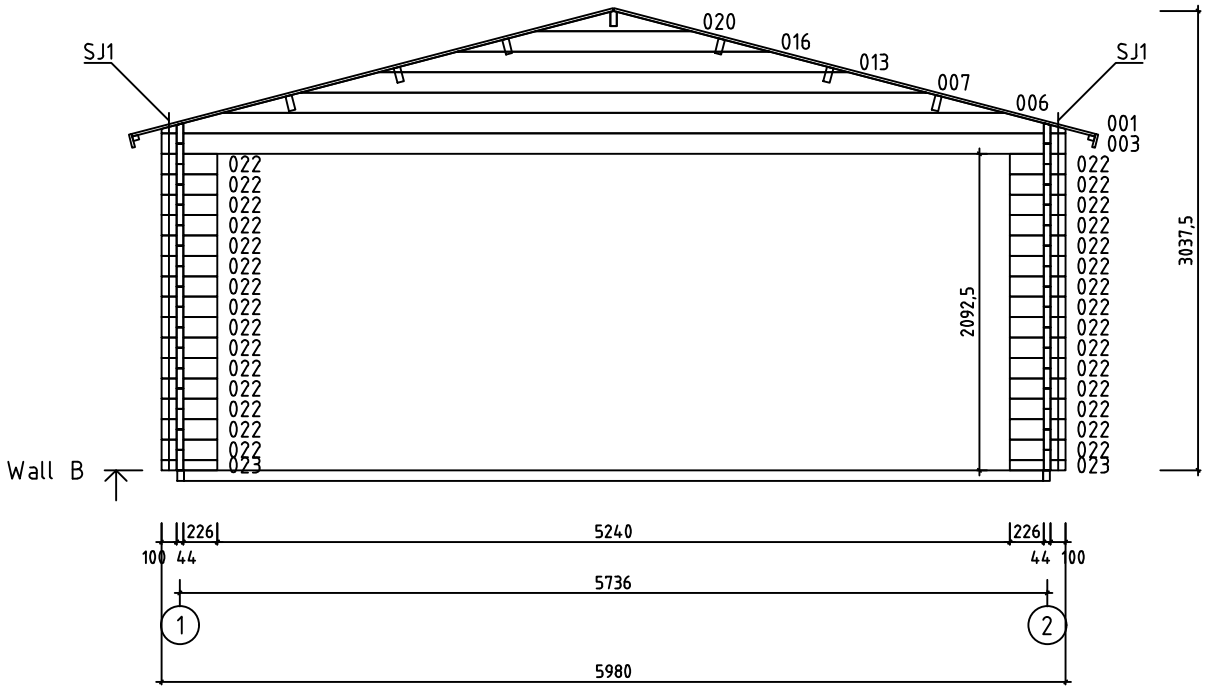

House	Garage 3 places 44 ISO sans porte	Sheet	7
Drawing	WALL B	Scale	1:50
Material	44x135	Date	12.10.2017
Drawer	RP	File	Garage 3 places 44 ISO sans porte.dwg

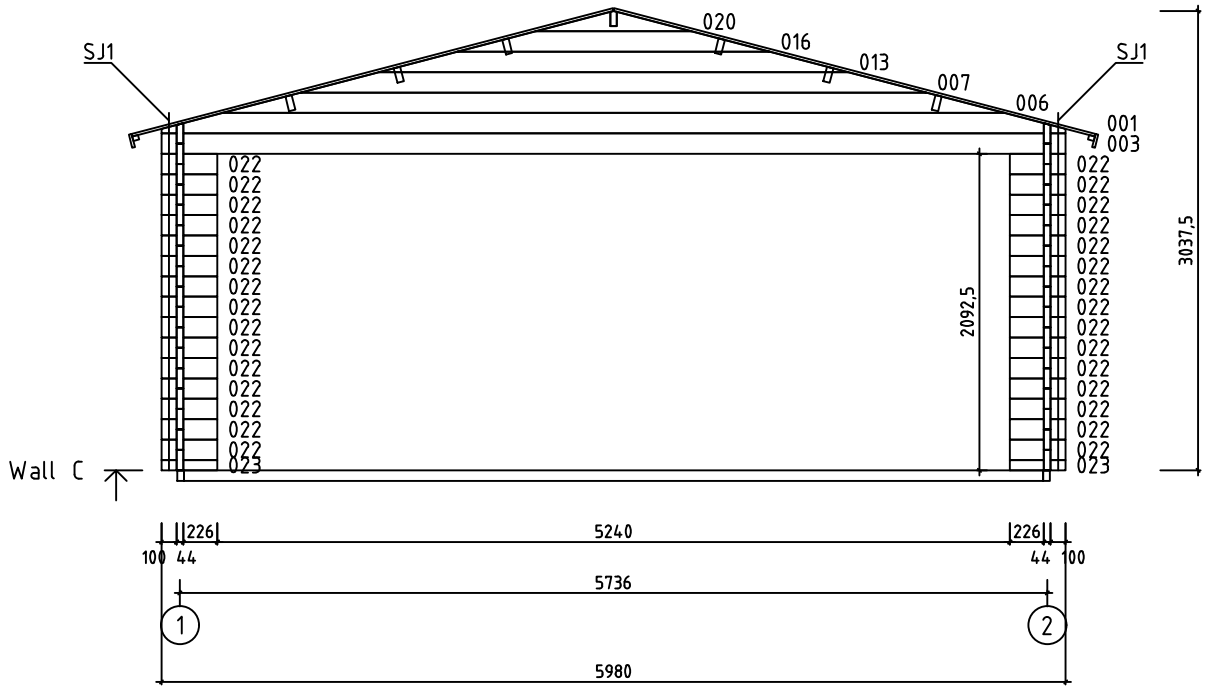

House	Garage 3 places 44 ISO sans porte	Sheet	8
Drawing	WALL C	Scale	1:50
Material	44x135	Date	12.10.2017
Drawer	RP	File	Garage 3 places 44 ISO sans porte.dwg

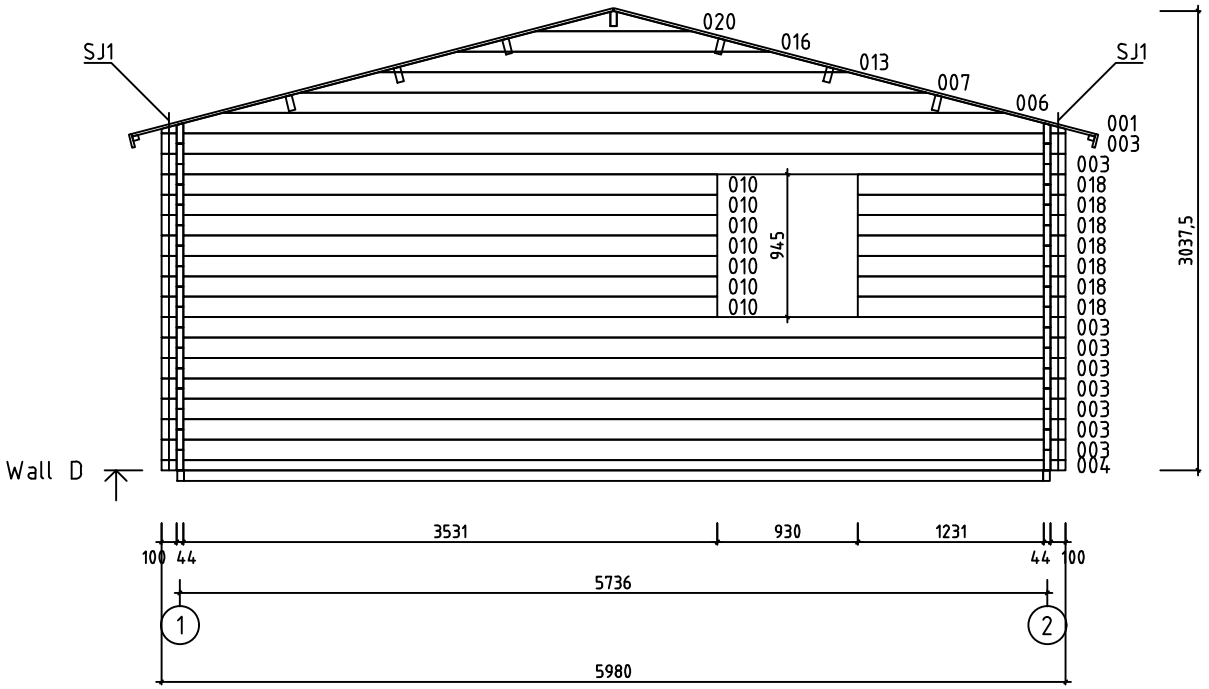

House	Garage 3 places 44 ISO sans porte	Sheet	9
Drawing	WALL D	Scale	1:50
Material	44x135	Date	12.10.2017
Drawer	RP	File	Garage 3 places 44 ISO sans porte.dwg

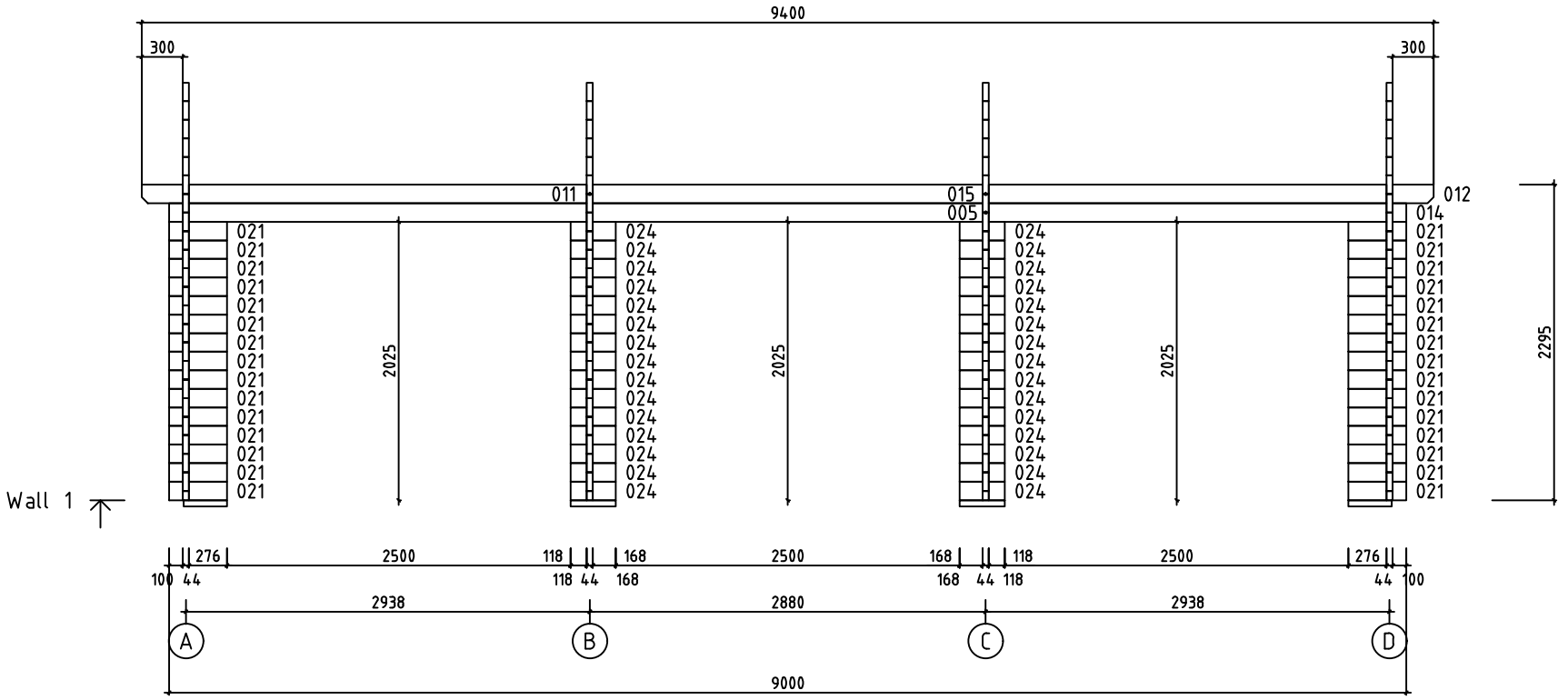

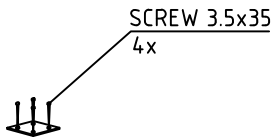

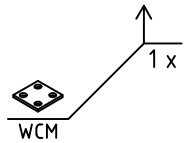

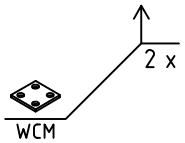

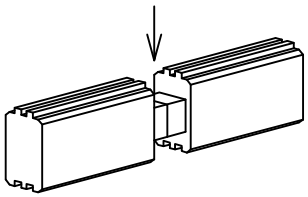

House	Garage 3 places 44 ISO sans porte	Sheet	10
Drawing	WALL 1	Scale	1:50
Material	44x135	Date	12.10.2017
Drawer	RP	File	Garage 3 places 44 ISO sans porte.dwg

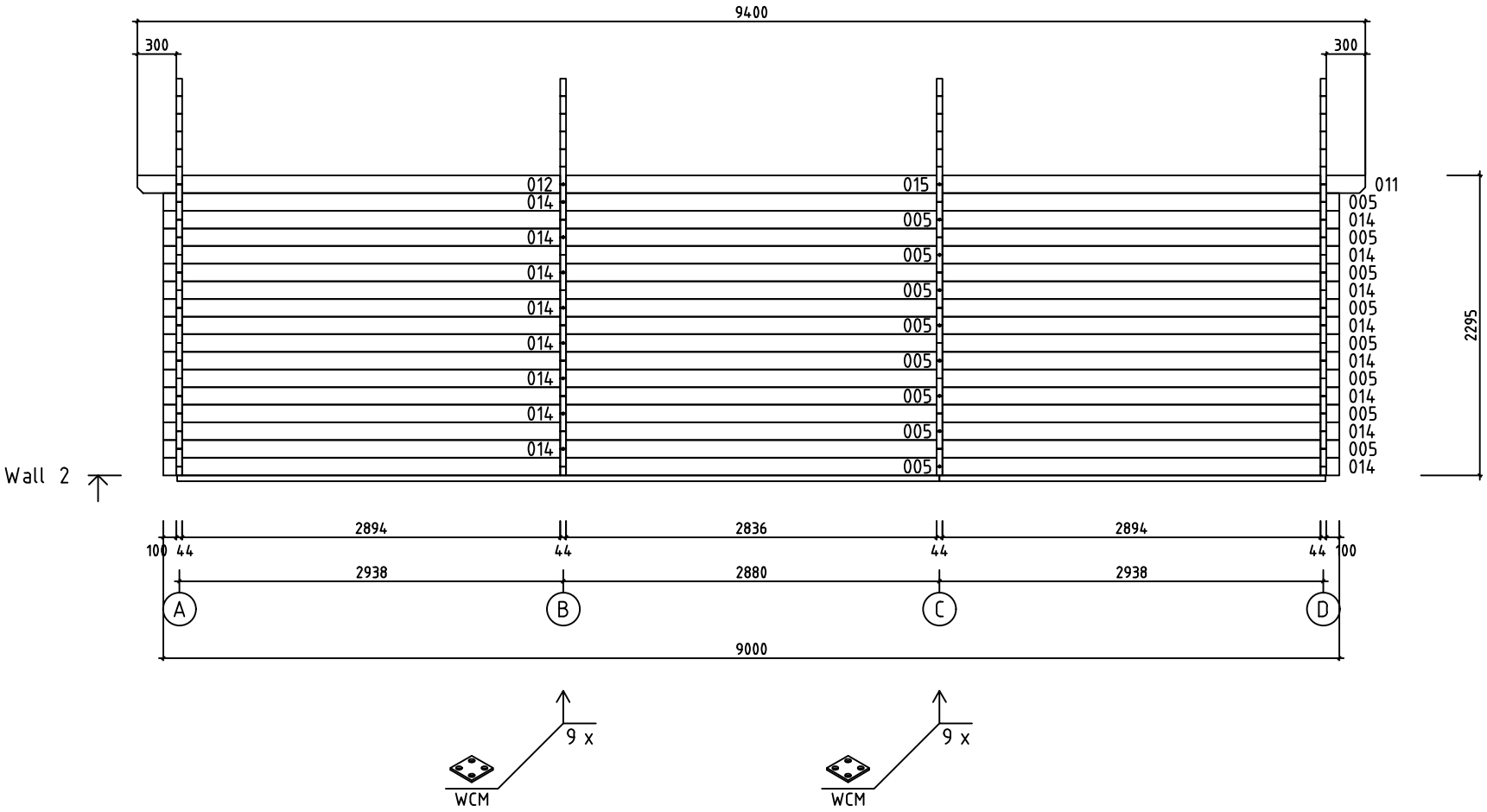

House	Garage 3 places 44 ISO sans porte	Sheet	11
Drawing	WALL 2	Scale	1:50
Material	44x135	Date	12.10.2017
Drawer	RP	File	Garage 3 places 44 ISO sans porte.dwg

Pos	Specification-Bestimmung-Spécification	PCS	Profile (mm)	L (mm)
002	SPARE BEAM-ERZATZBOHLE-MADRIER DE RÉSERVE 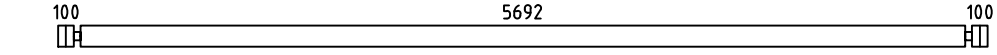	1	44x135	5980
003	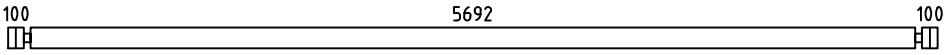	13	44x135	5980
004	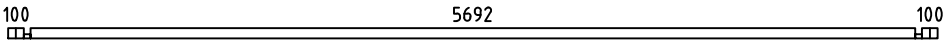	1	44x68	5980
005	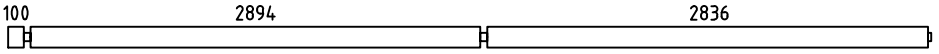	17	44x135	5940
008	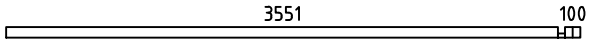	1	44x68	3695
009	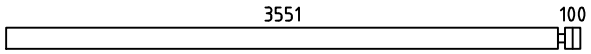	7	44x135	3695
010	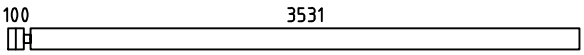	7	44x135	3675
011	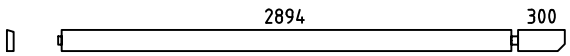	2	44x135	3260
012		2	44x135	3260
014	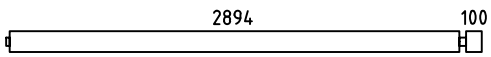	17	44x135	3060
015		2	44x135	2880
017		7	44x135	1390
018	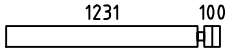	28	44x135	1375
019	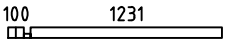	1	44x68	1375
021		30	44x135	420
022		60	44x135	370
023		4	44x68	370
024		30	44x135	330
WA-1 WB-1 WC-1 WD-1	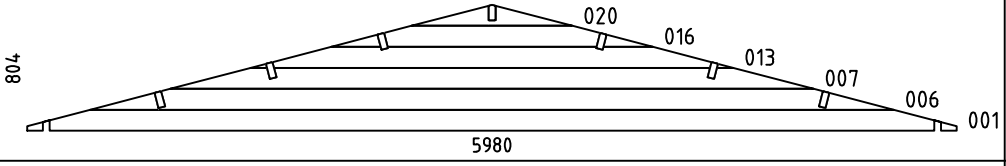	4	44x804	5980
HB	HIT BLOCK-SCHLAGHÖLZER-MADRIERS D´ASSEMBLAGE 	3	44x135	300
BBI2	BASE FRAME-LAGERHÖLZER-LAMBOURDES IMM	1	45x70	5835
BBI1	BASE FRAME-LAGERHÖLZER-LAMBOURDES IMM	4	45x70	5680
BBI3	BASE FRAME-LAGERHÖLZER-LAMBOURDES IMM	1	45x70	2955
BBI5	BASE FRAME-LAGERHÖLZER-LAMBOURDES IMM	2	45x70	330

House	Garage 3 places 44 ISO sans porte	Material	File	Garage 3 places 44 ISO sans porte.dwg	Sheet	12

Pos	Specification-Bestimmung-Spécification	PCS	Profile (mm)	L (mm)
BBI4	BASE FRAME-LAGERHÖLZER-LAMBOURDES IMM	2	45x70	315
FS1	FIXING MECHANISM OF THE ELECTRIC MOTOR-BEFESTIGUNGSMECHANISMUS DES ELEKTROMOTORS-MADRIER DE FIXATION DU MOTEUR ÉLECTRIQUE	3	45x90	2980
RB1	ROOFBEAMS-DACHBALKEN-SOLIVES DE PLAFOND 2894 300	12	43x140	3260
RB3	ROOFBEAMS-DACHBALKEN-SOLIVES DE PLAFOND 2894 300	2	43x140	3260
RB2	ROOFBEAMS-DACHBALKEN-SOLIVES DE PLAFOND	6	43x140	2880
RB4	ROOFBEAMS-DACHBALKEN-SOLIVES DE PLAFOND	1	43x140	2880
R1	ROOFBOARD-DACHBRETT-VOLIGES or-oder-ou	166+2 216+2	18x114 18x88	3290
GB1	GABLE BOARD-GIEBELBLENDE-PLANCHE DE RIVE 3340 3309	4	18x120	3340
GS1	ROOF FELT FILLET-GIEBELLEISTE-BAGUETTES POUR FIXER LES PLANCHES DE RIVE	4	18x70	3340
EB1	EAVE BOARD-TRAUFBRETT-LATTES SOUS VOLIGES	8	18x90	2350
ES1	EAVE SLAT-TRAUFENLEISTE-BAGUETTES POUR FIXER LES LATTES SOUS VOLIGES	8	30x40	2350
DB1	DIAMOND-RAUTE-ELÉMENTS DE DÉCORATION	2	18x90	200
SJ1	SCREW JOINT-GEWINDESTANGE -TIGES FILETÉS	8	M10	2300
RCM	ROOFBEAMS CONNECTING METAL-DACHBALKEN BEFESTIGUNGSMETALLE -CONNECTEUR MÉTALLIQUE POUR SOLIVES DE PLAFOND	14	⌀6.0	200
WCM	WALLBEAMS CONNECTING METAL-WANDBOHLEN BEFESTIGUNG -METALLE-PATTE D´ASSEMBLAGE	21	25	25
LCM	CONNECTING METAL-VERBINDEN VON METALL-CONNECTEUR MÉTALLIQUE	6	45	135
	NAIL-NAGEL-CLOUS FOR-FÜR-POUR COATING FOR ROOF-BESCHICHTUNG FÜR DACH-REVÉTEMENT DE TOIT	940	⌀2.5	20
	NAIL-NAGEL-CLOUS FOR-FÜR-POUR R1	1100	⌀2.5	60
	SCREWS-SCHRAUBEN-VIS FOR-FÜR-POUR WCM, LCM	160	⌀3.5	35
	SCREWS-SCHRAUBEN-VIS FOR-FÜR-POUR GB1, GS1, EB1, ES1, DB1, L1, L2	170	⌀4.5	50
	SCREWS-SCHRAUBEN-VIS FOR-FÜR-POUR 004, 008, 019, 023, FS1, P1, P2, P3, P4 BBI1, BBI2, BBI3, BBI4, BBI5	100	⌀4.5	90
	SCREWS-SCHRAUBEN-VIS FOR-FÜR-POUR WA-1, WB-1, WC-1, WD-1 RB1, RB2, RB3, RB4	90	⌀6.0	160
	COATING FOR ROOF-BESCHICHTUNG FÜR DACH-REVÉTEMENT DE TOIT	8,0	R = 10m	

House	Garage 3 places 44 ISO sans porte	Material	File	Garage 3 places 44 ISO sans porte.dwg	Sheet	13

Pos	Specification-Bestimmung-Spécification	PCS	Profile (mm)	L (mm)
	FRAME AROUND ENTRANCE-RAHMEN UM DEN EINGANG-CADRE AUTOUR DE L'ENTRÉE 	3	2490	2045
	DOOR-TÜR-PORTE (left-links-gauche) ORT_ECO V 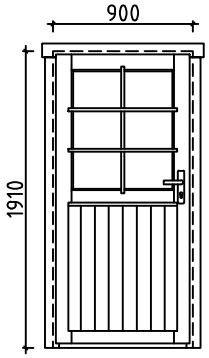 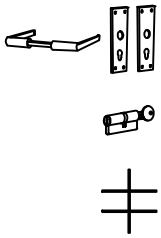	1 1 1 1	900	1910
	WINDOW-FENSTER-FENÉTRE (right-rechts-droit) ORT_ECO P 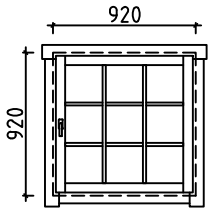 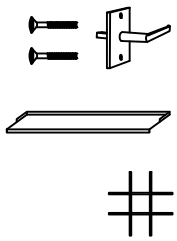	2 2 2 2	920	920

House	Garage 3 places 44 ISO sans porte	Material	File	Garage 3 places 44 ISO sans porte.dwg	Sheet	14

Pos	Specification-Bestimmung-Spécification	PCS	Profile (mm)	L (mm)
P1	BEAM-BALKEN-POUTRE	3	43x190	2720
P2	BEAM-BALKEN-POUTRE	6	43x140	2000
P3	BEAM-BALKEN-POUTRE	3	45x46	2400
P4	BEAM-BALKEN-POUTRE	6	45x46	2045
L1	BOARD-BRETT-PLANCHE	3	18x120	2620
L2	BOARD-BRETT-PLANCHE	6	18x90	2000
		3	107x2140	2720

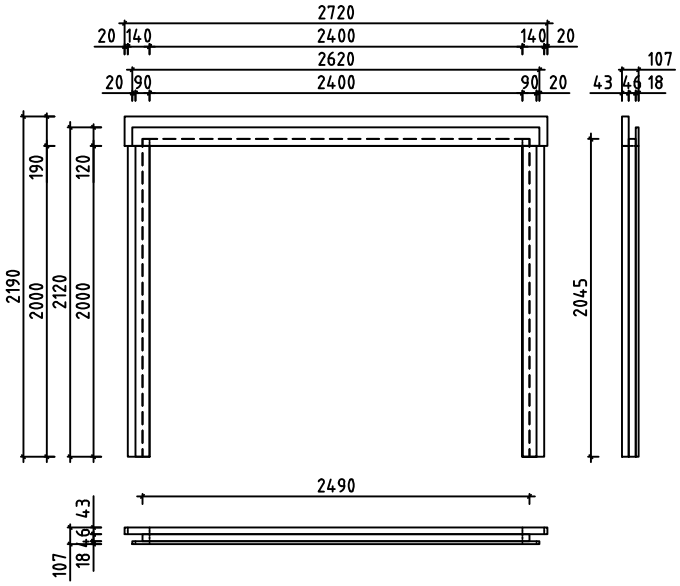

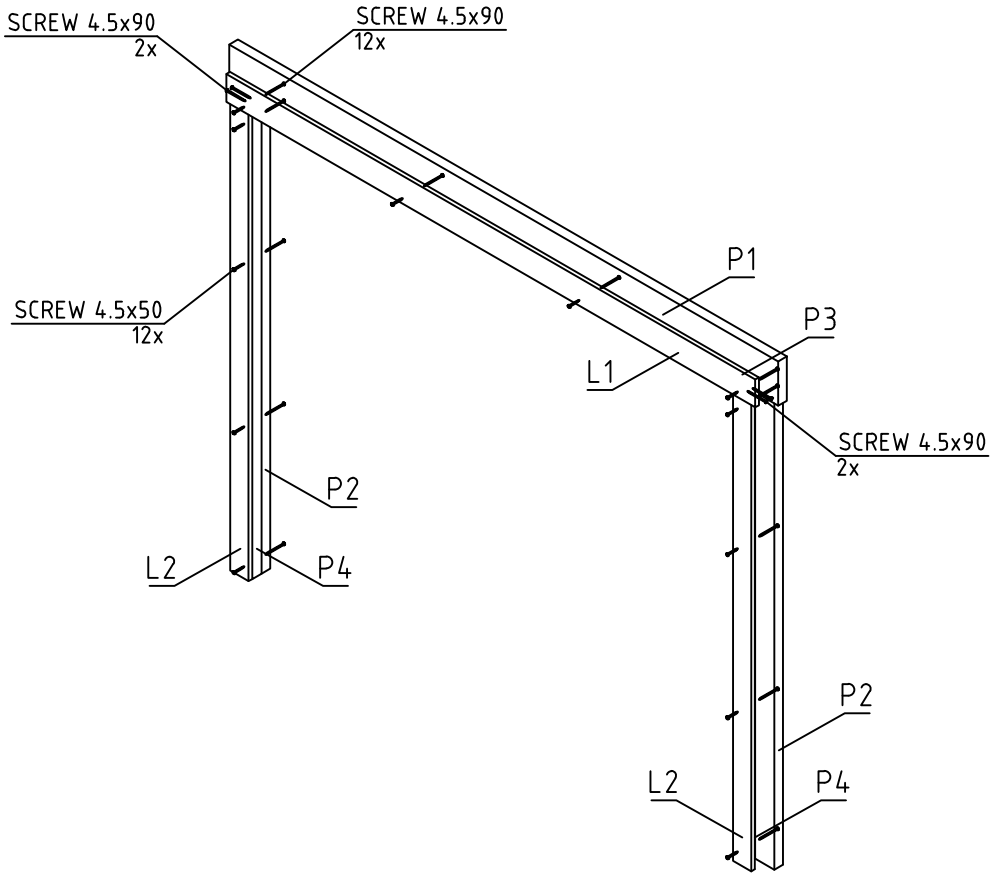

House	Garage 3 places 44 ISO sans porte	Material	File	Garage 3 places 44 ISO sans porte.dwg	Sheet	15

#001	A,B,C,D	5980	4
#002		5980	1
#003	A,B,C,D	5980	13
#004	D	5980	1
#005	1,2	5940	17
#006	A,B,C,D	5175	4
#007	A,B,C,D	4140	4
#008	A	3695	1
#009	A	3695	7
#010	D	3675	7
#011	1,2	3260	2
#012	1,2	3260	2
#013	A,B,C,D	3105	4
#014	1,2	3060	17
#015	1,2	2880	2
#016	A,B,C,D	2070	4
#017	A	1390	7
#018	A,D	1375	28
#019	A	1375	1
#020	A,B,C,D	1035	4
#021	1	420	30
#022	B,C	370	60
#023	B,C	370	4
#024	1	330	30