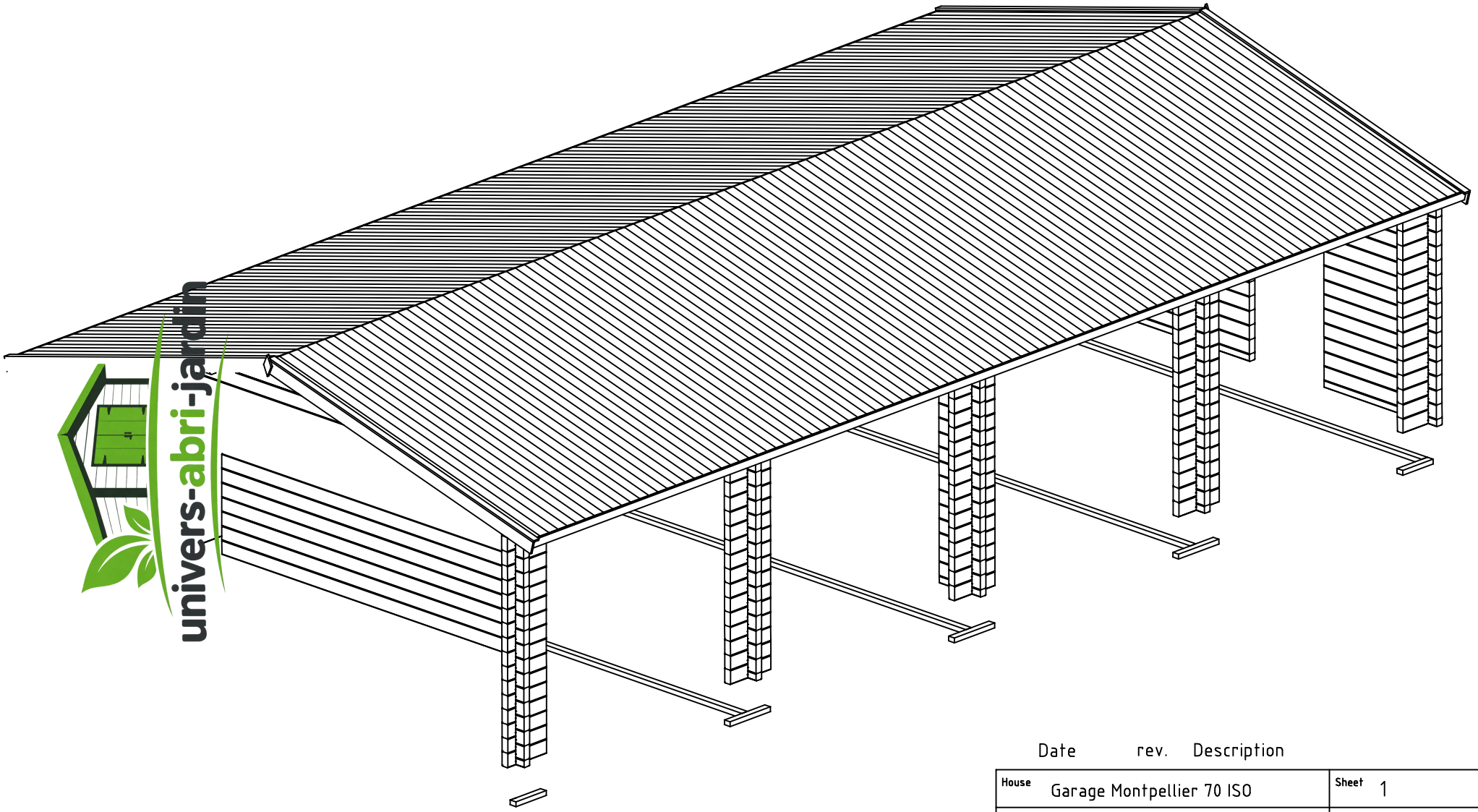

univers-abri-jardin

Date	rev.	Description

House	Garage Montpellier 70 ISO	Sheet	1
Drawing	3D Plan	Scale	
Material	70x135	Date	25.03.2019
Drawer	RP	File	Garage Montpellier 70 ISO 3D.dwg

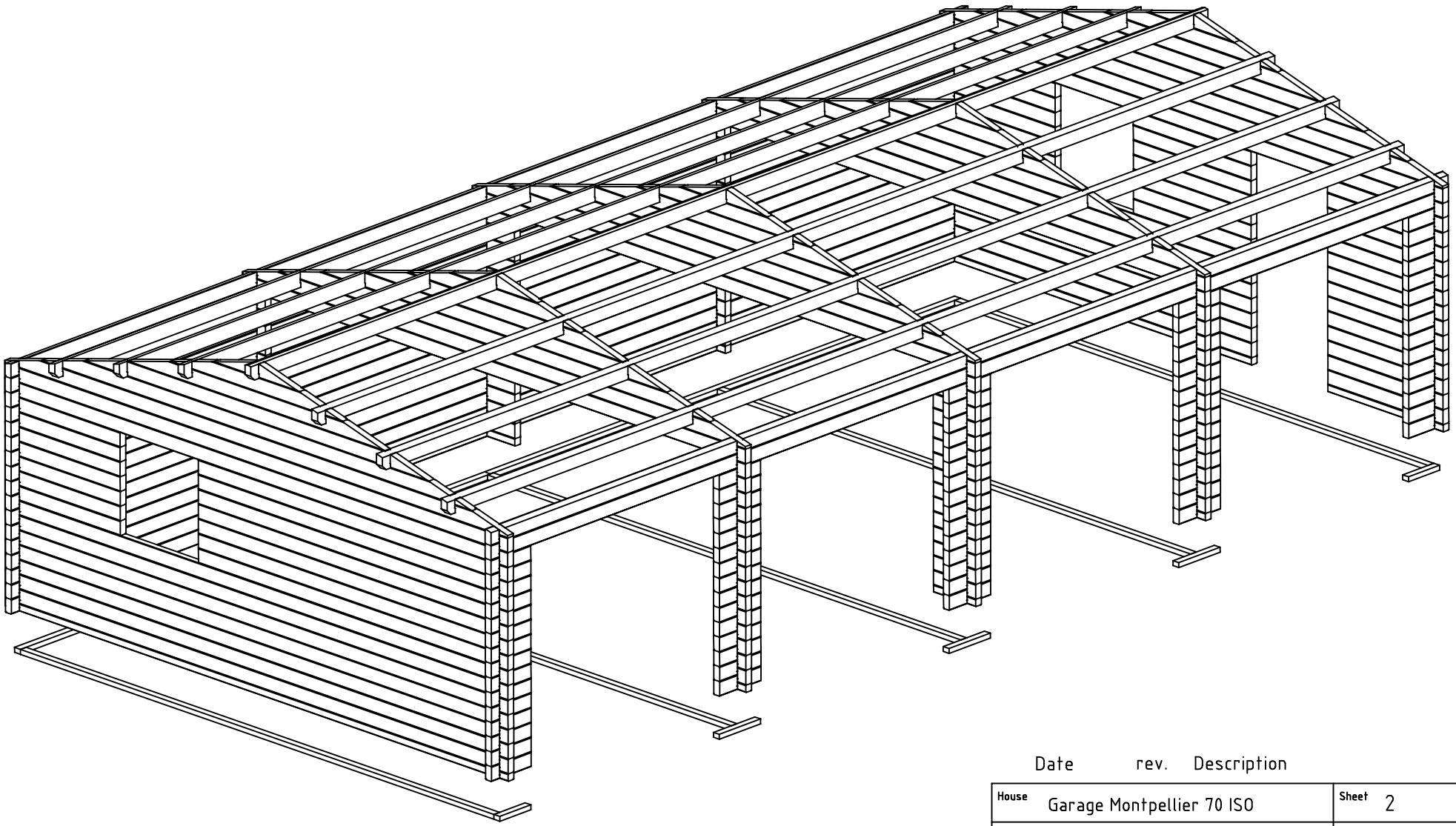

Date rev. Description

House	Garage Montpellier 70 ISO	Sheet	2
Drawing	3D Plan	Scale	
Material	70x135	Date	25.03.2019
Drawer	RP	File	Garage Montpellier 70 ISO 3D.dwg

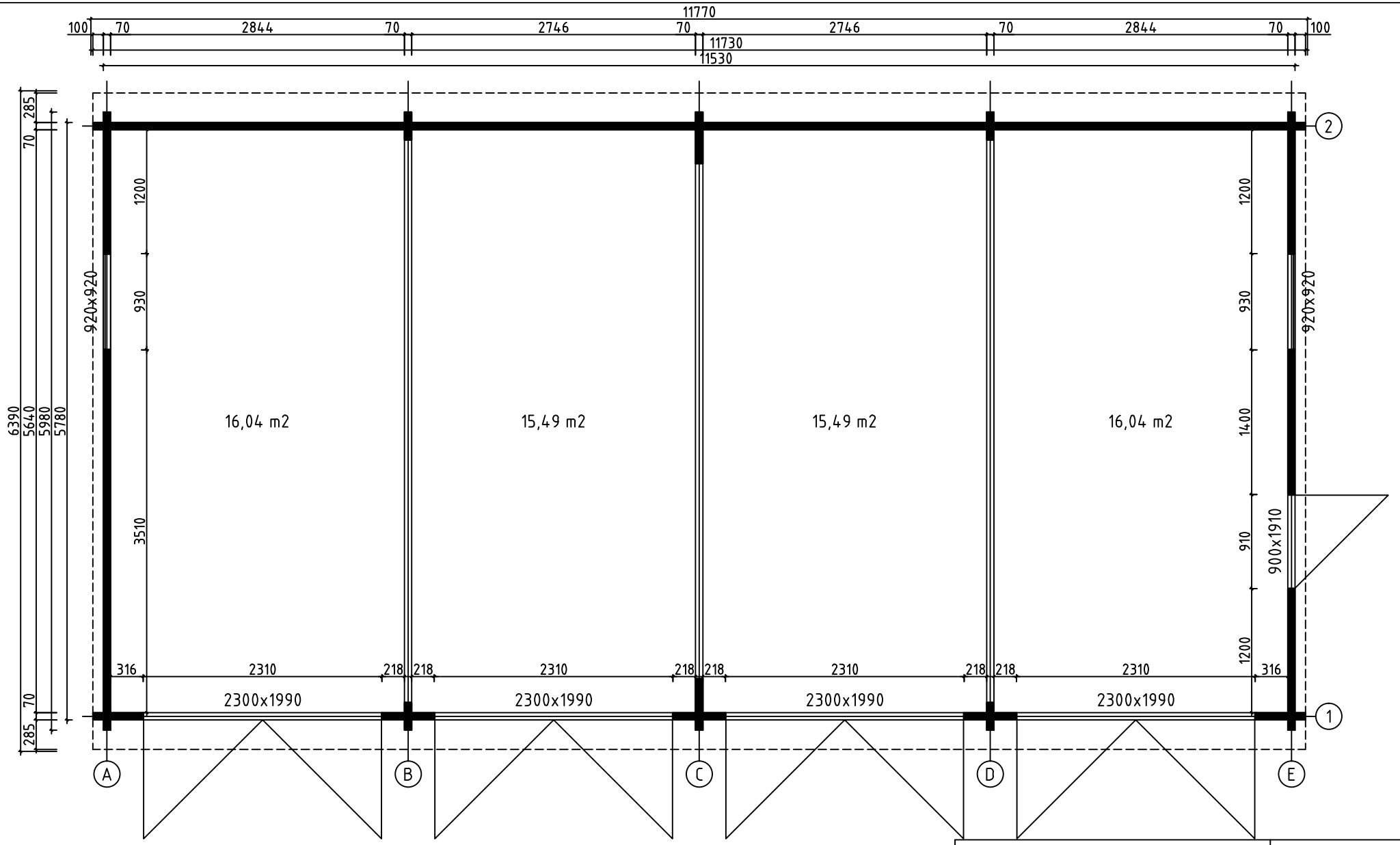

House	Garage Montpellier 70 ISO	Sheet	3
Drawing	GROUNDPLAN	Scale	1:50
Material	70x135	Date	25.03.2019
Drawer	RP	File	Garage Montpellier 70 ISO.dwg

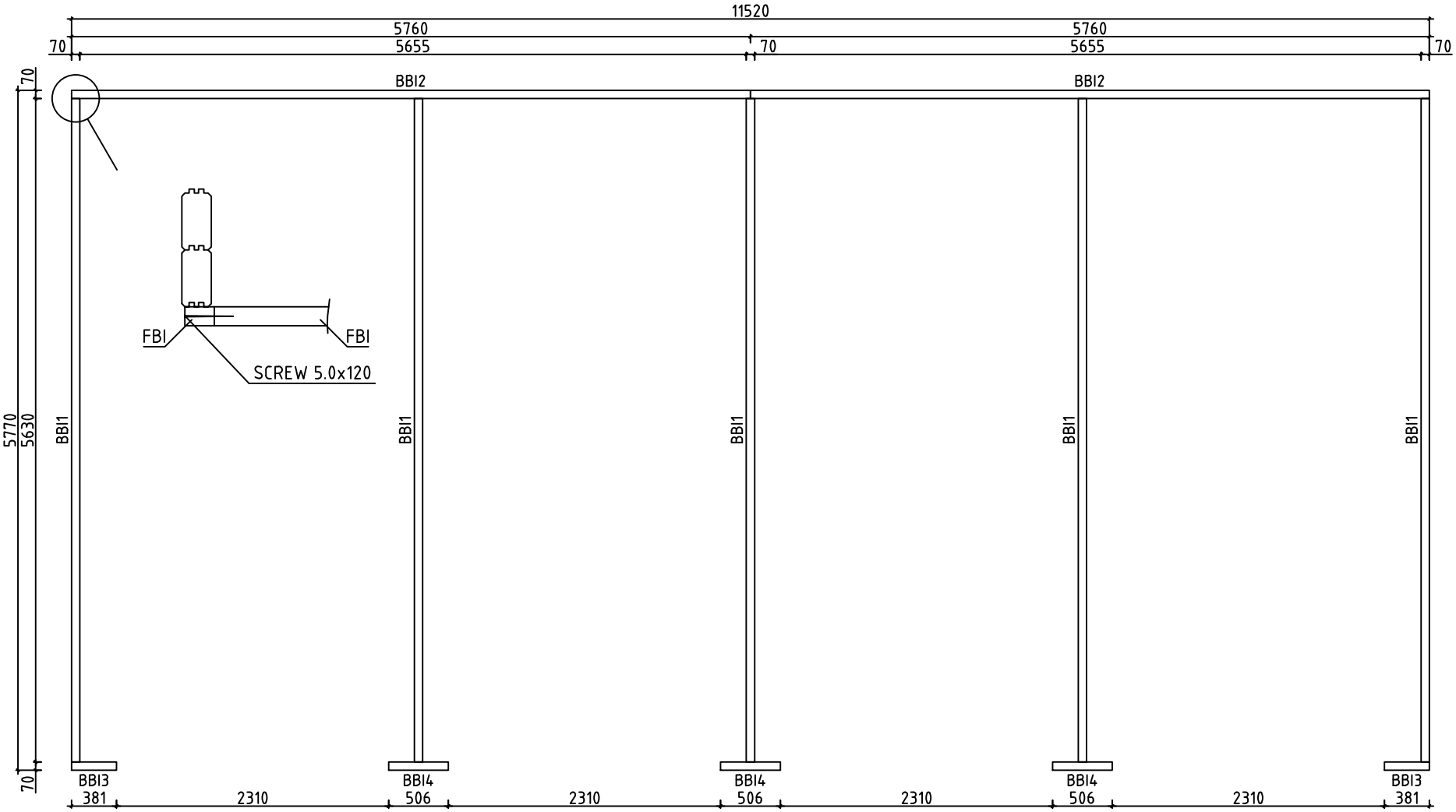

House	Garage Montpellier 70 ISO	Sheet	4
Drawing	BASE BEAMS	Scale	1:50
Material	70x45	Date	25.03.2019
Drawer	RP	File	Garage Montpellier 70 ISO.dwg

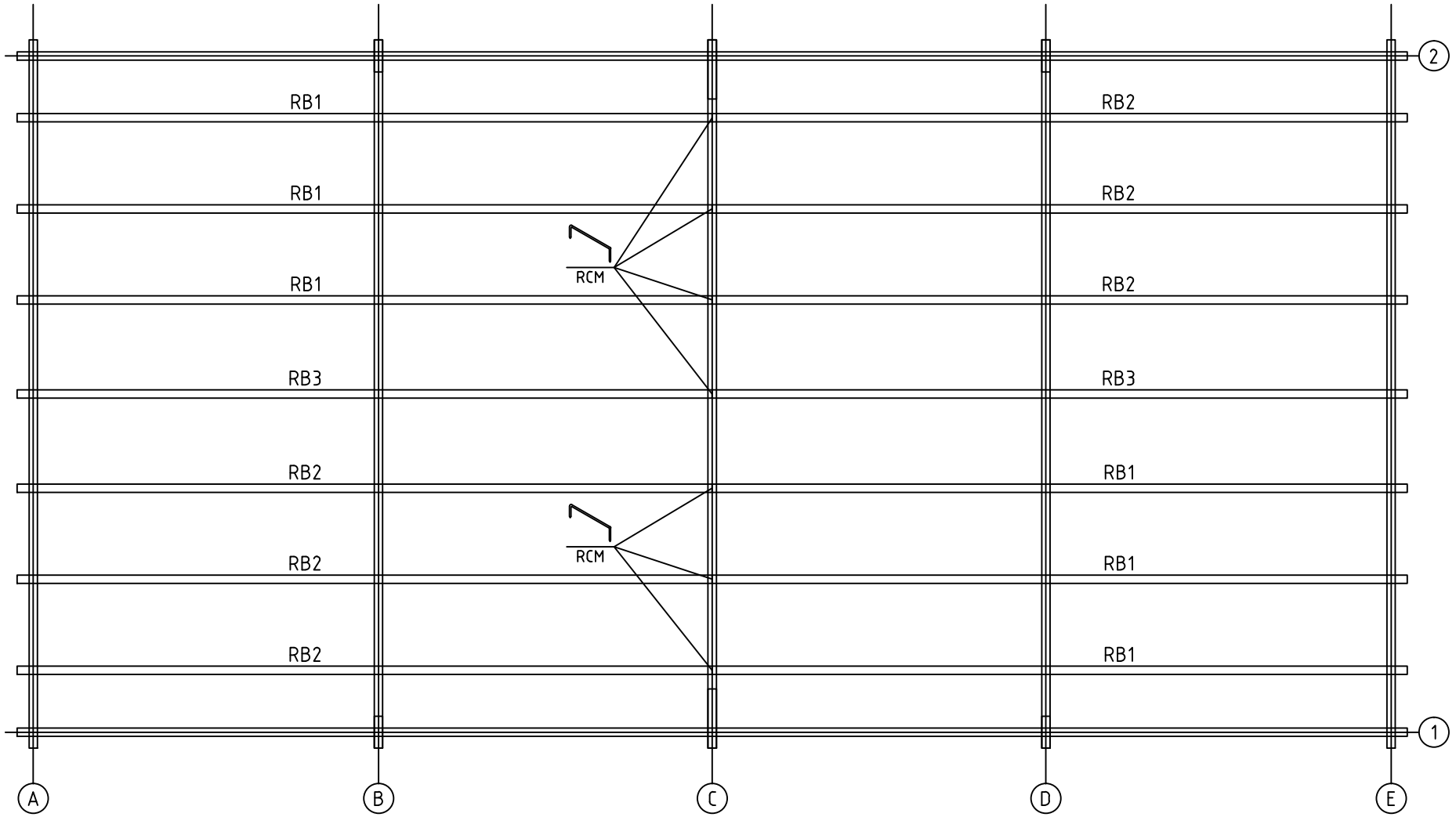

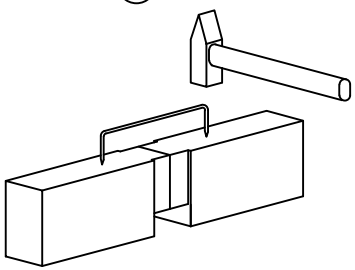

House	Garage Montpellier 70 ISO	Sheet	5
Drawing	ROOFBEAMS	Scale	1:50
Material	70x140	Date	25.03.2019
Drawer	RP	File	Garage Montpellier 70 ISO.dwg

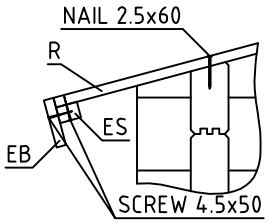

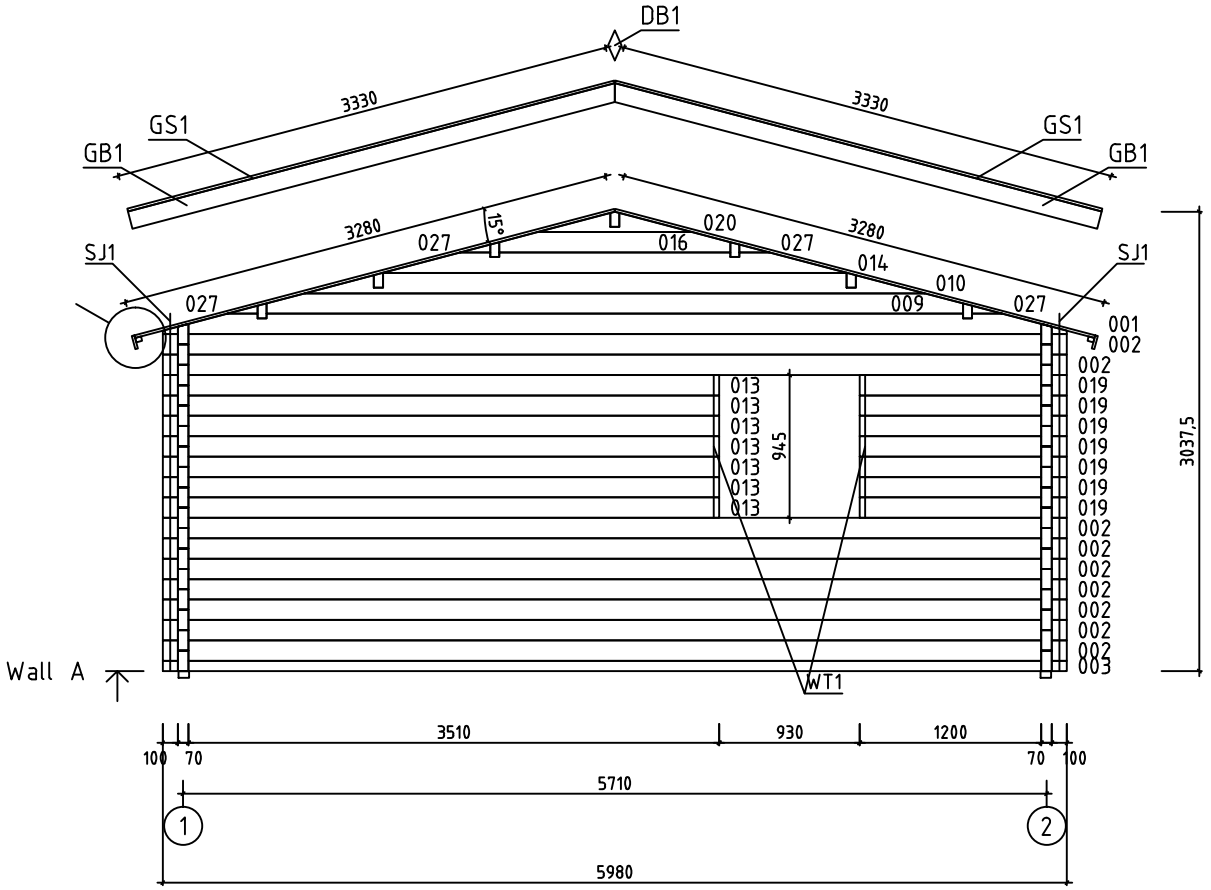

House	Garage Montpellier 70 ISO	Sheet	6
Drawing	WALL A	Scale	1:50
Material	70x135	Date	25.03.2019
Drawer	RP	File	Garage Montpellier 70 ISO.dwg

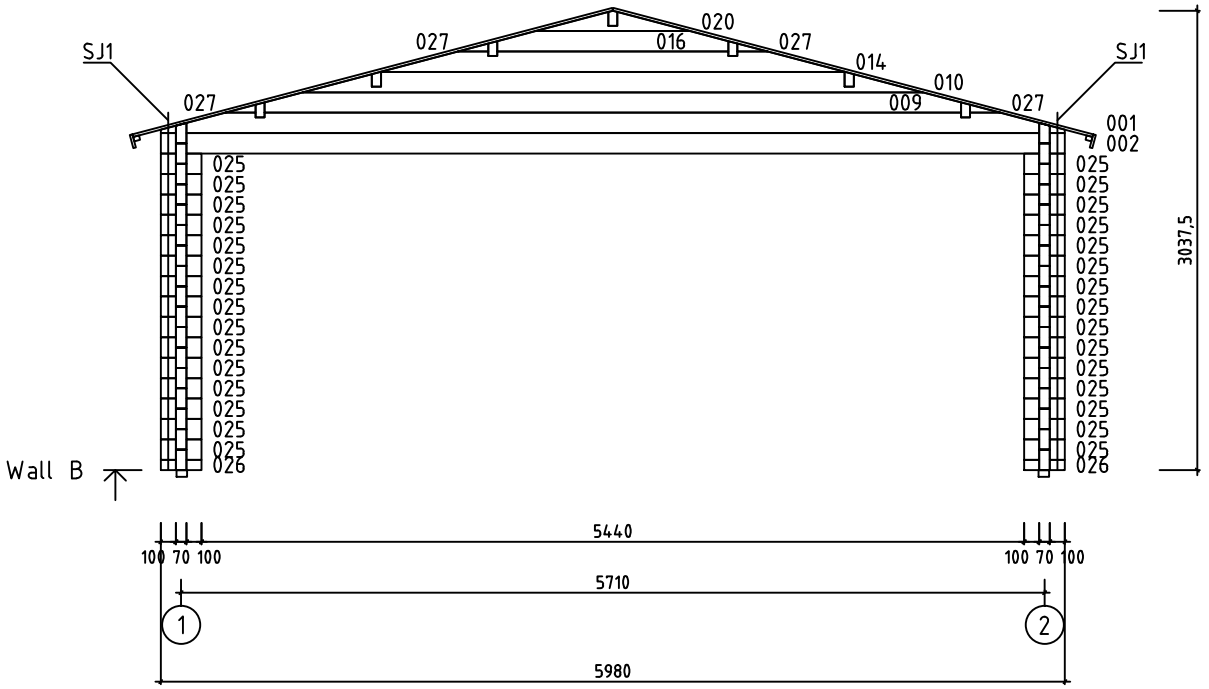

House	Garage Montpellier 70 ISO	Sheet	7
Drawing	WALL B	Scale	1:50
Material	70x135	Date	25.03.2019
Drawer	RP	File	Garage Montpellier 70 ISO.dwg

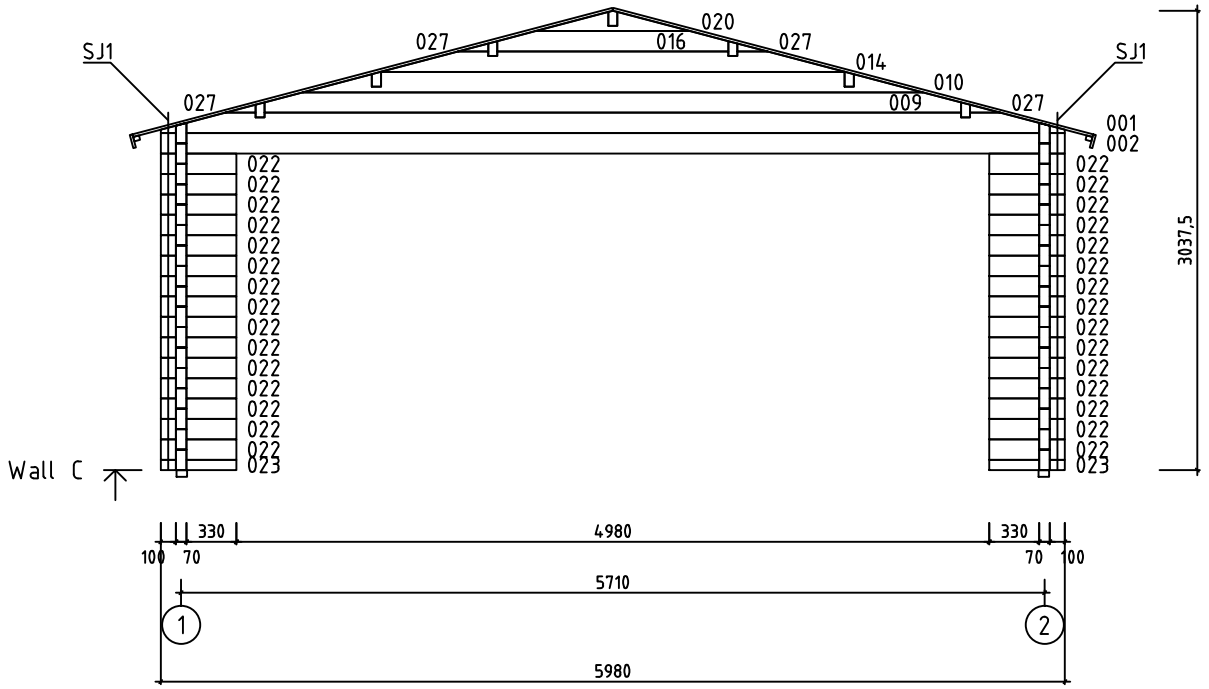

House	Garage Montpellier 70 ISO	Sheet	8
Drawing	WALL C	Scale	1:50
Material	70x135	Date	25.03.2019
Drawer	RP	File	Garage Montpellier 70 ISO.dwg

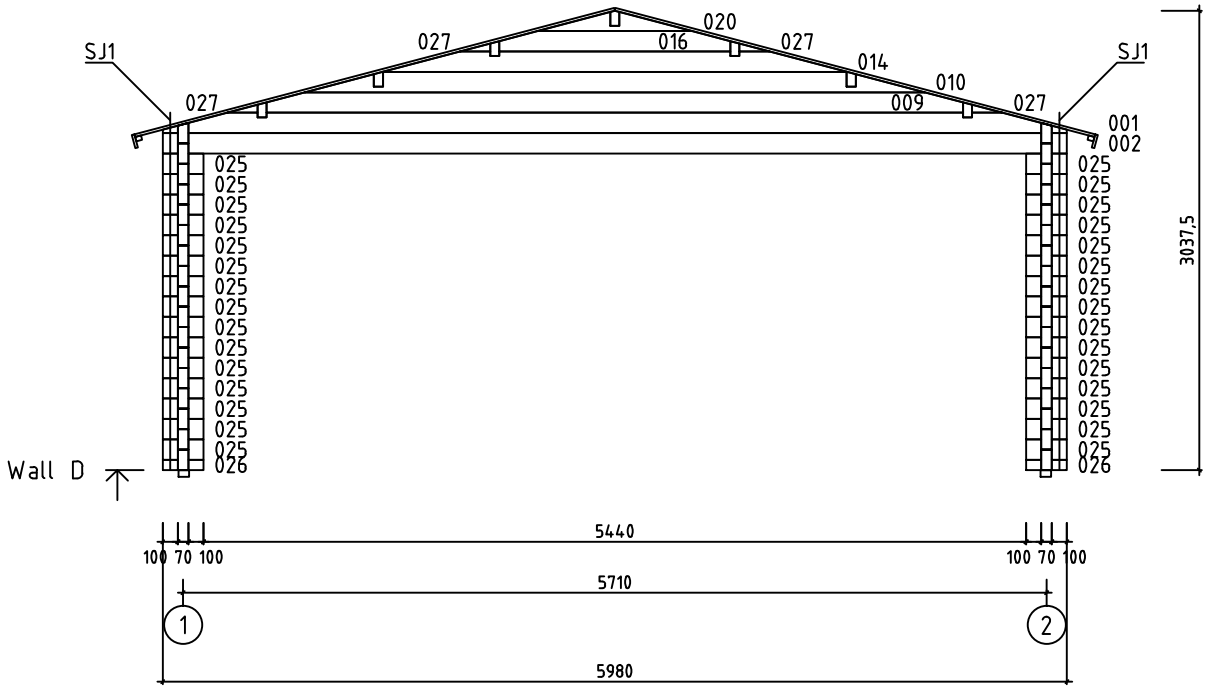

House	Garage Montpellier 70 ISO	Sheet	9
Drawing	WALL D	Scale	1:50
Material	70x135	Date	25.03.2019
Drawer	RP	File	Garage Montpellier 70 ISO.dwg

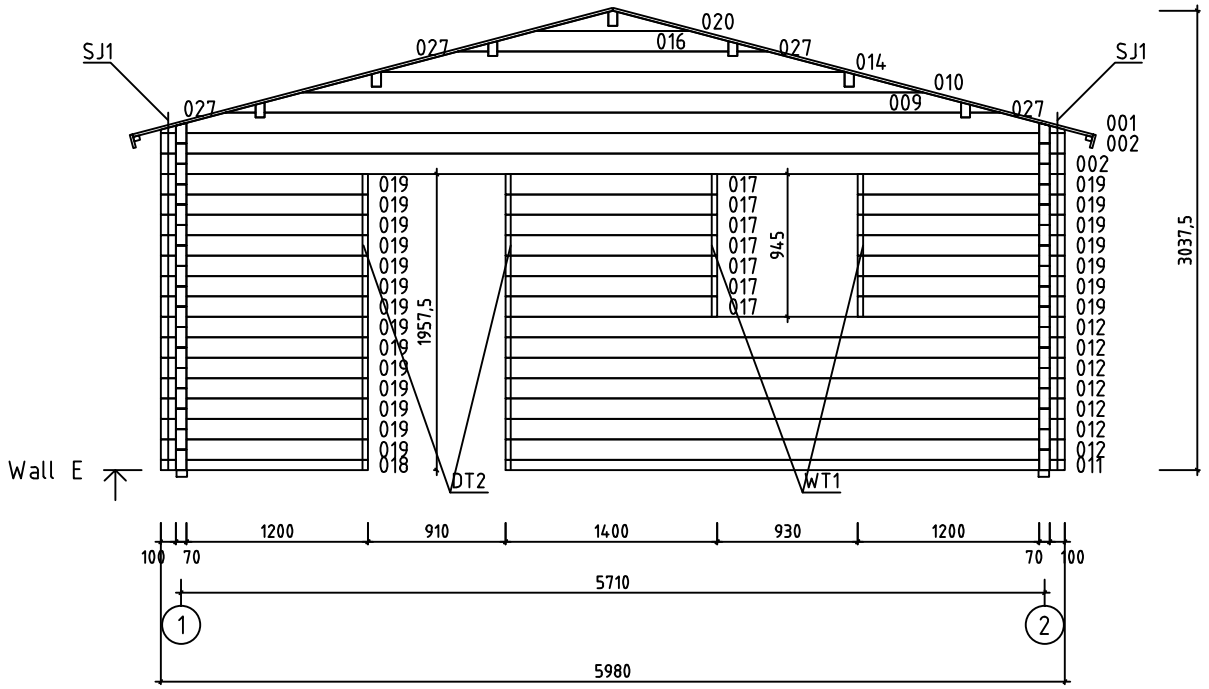

House	Garage Montpellier 70 ISO	Sheet	10
Drawing	WALL E	Scale	1:50
Material	70x135	Date	25.03.2019
Drawer	RP	File	Garage Montpellier 70 ISO.dwg

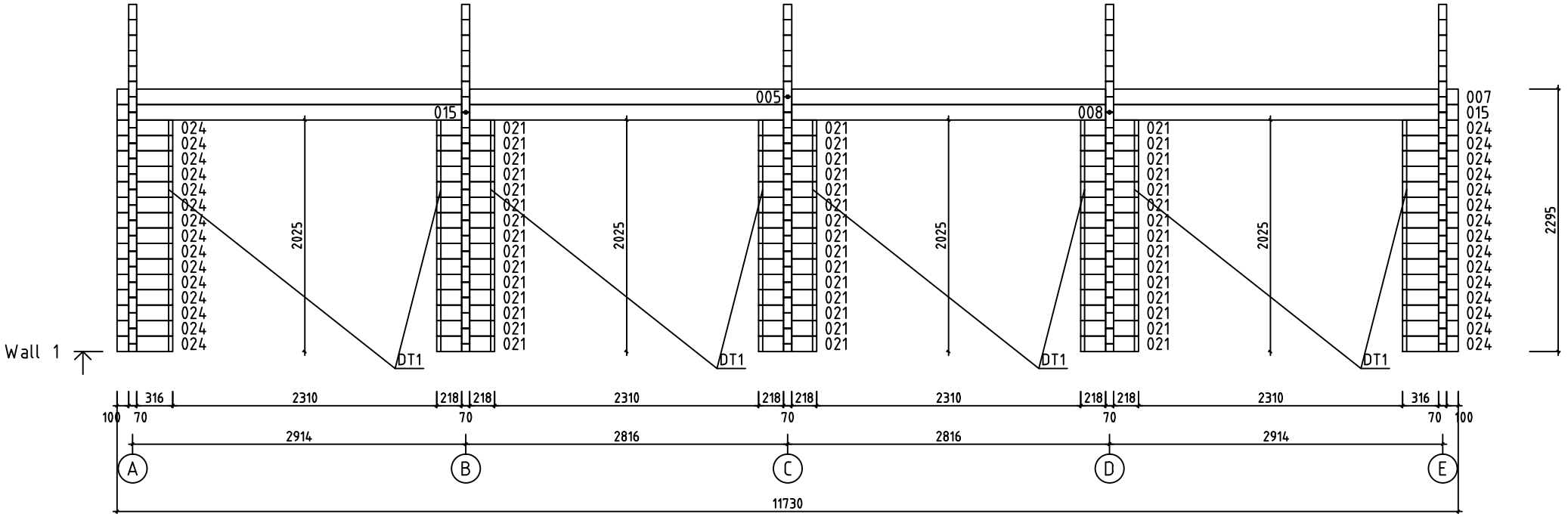

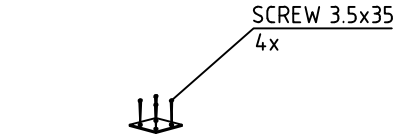

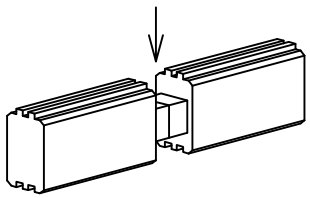

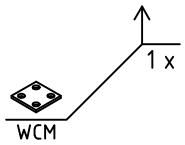

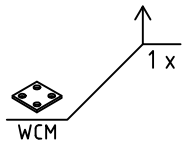

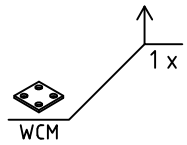

House	Garage Montpellier 70 ISO	Sheet	11
Drawing	WALL 1	Scale	1:50
Material	70x135	Date	25.03.2019
Drawer	RP	File	Garage Montpellier 70 ISO.dwg

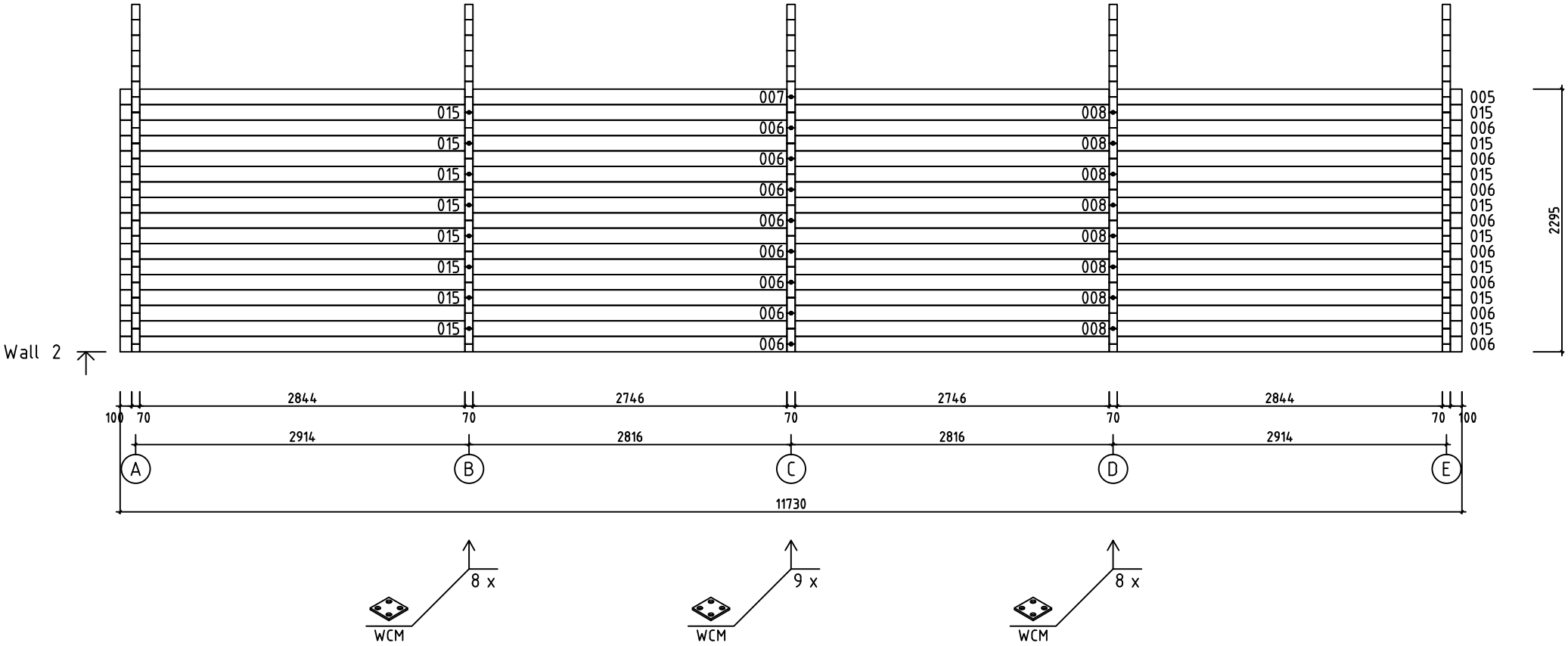

House	Garage Montpellier 70 ISO	Sheet	12
Drawing	WALL 2	Scale	1:50
Material	70x135	Date	25.03.2019
Drawer	RP	File	Garage Montpellier 70 ISO.dwg

Pos	Specification-Bestimmung-Spécification	PCS	Profile (mm)	L (mm)
002	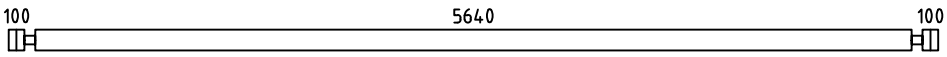	14	70x135	5980
003	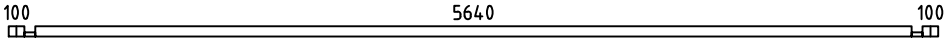	1	70x68	5980
004	SPARE BEAM-ERZATZBOHLE-MADRIER DE RÉSERVE 	1	70x135	5980
005	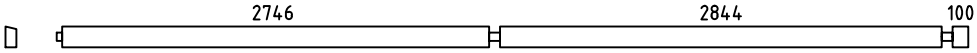	2	70x135	5865
006	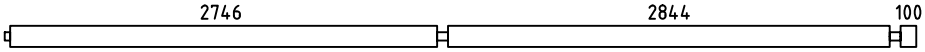	16	70x135	5865
007		2	70x135	5865
008	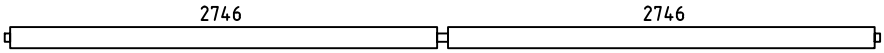	9	70x135	5632
011	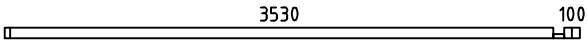	1	70x68	3700
012	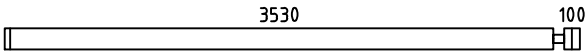	7	70x135	3700
013	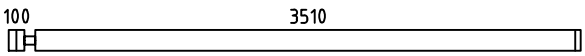	7	70x135	3680
015	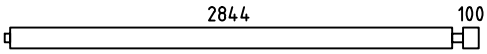	18	70x135	3049
017		7	70x135	1400
018	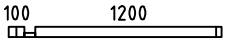	1	70x68	1370
019	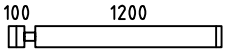	28	70x135	1370
021		45	70x135	506
022		30	70x135	500
023		2	70x68	500
024		30	70x135	486
025		60	70x135	270
026		4	70x68	270
WA-1 WB-1 WC-1 WD-1 WE-1	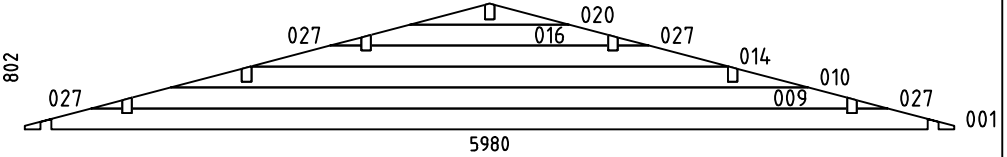	5	70x802	5980
HB	HIT BLOCK-SCHLAGHÖLZER-MADRIERS D´ASSEMBLAGE 	4	70x135	300
BBI2	BASE FRAME-LAGERHÖLZER-LAMBOURDES IMM	2	70x45	5760
BBI1	BASE FRAME-LAGERHÖLZER-LAMBOURDES IMM	5	70x45	5630

House	Garage Montpellier 70 ISO	Material		File	Garage Montpellier 70 ISO.dwg	Sheet	13

Pos	Specification-Bestimmung-Spécification	PCS	Profile (mm)	L (mm)
BBI4	BASE FRAME-LAGERHÖLZER-LAMBOURDES IMM	3	70x45	506
BBI3	BASE FRAME-LAGERHÖLZER-LAMBOURDES IMM	2	70x45	381
RB2	ROOFBEAMS-DACHBALKEN-SOLIVES DE PLAFOND 100 2844 2746	6	70x140	5865
RB1	ROOFBEAMS-DACHBALKEN-SOLIVES DE PLAFOND 100 2844 2746	6	70x140	5865
RB3	ROOFBEAMS-DACHBALKEN-SOLIVES DE PLAFOND 100 2844 2746	2	70x140	5865
R1	ROOFBOARD-DACHBRETT-VOLIGES or-oder-ou	206+2 268+2	18x114 18x88	3280
GB1	GABLE BOARD-GIEBELBLENDE-PLANCHE DE RIVE 3330 3298	4	18x120	3330
GS1	ROOF FELT FILLET-GIEBELLEISTE-BAGUETTES POUR FIXER LES PLANCHES DE RIVE	4	18x70	3330
EB1	EAVE BOARD-TRAUFBRETT-LATTES SOUS VOLIGES	10	18x90	2346
ES1	EAVE SLAT-TRAUFENLEISTE-BAGUETTES POUR FIXER LES LATTES SOUS VOLIGES	10	30x40	2346
DB1	DIAMOND-RAUTE-ELÉMENTS DE DÉCORATION	2	18x90	200
DT1	DOOR ASSEMBLING PROFILE-TÜR INSTALLIERUNGSPROFIL -TASSEAU DE FIXATION POUR PORTES	8	18x25	1970
DT2	DOOR ASSEMBLING PROFILE-TÜR INSTALLIERUNGSPROFIL -TASSEAU DE FIXATION POUR PORTES	2	18x25	1910
WT1	WINDOW ASSEMBLING PROFILE-FENSTER INSTALLIERUNGSPROFIL -TASSEAU DE FIXATION POUR FENÉTRE	4	18x25	920
SJ1	SCREW JOINT-GEWINDESTANGE -TIGES FILETÉS	10	M10	2290
RCM	ROOFBEAMS CONNECTING METAL-DACHBALKEN BEFESTIGUNGSMETALLE -CONNECTEUR MÉTALLIQUE POUR SOLIVES DE PLAFOND	9	ϕ6.0	200
WCM	WALLBEAMS CONNECTING METAL-WANDBOHLEN BEFESTIGUNG -METALLE-PATTE D´ASSEMBLAGE	28	50	50
	NAIL-NAGEL-CLOUS FOR-FÜR-POUR COATING FOR ROOF-BESCHICHTUNG FÜR DACH-REVÉTEMENT DE TOIT	1200	ϕ2.5	20
	NAIL-NAGEL-CLOUS FOR-FÜR-POUR R1	1350	ϕ2.5	60
	SCREWS-SCHRAUBEN-VIS FOR-FÜR-POUR WCM	112	ϕ3.5	35
	SCREWS-SCHRAUBEN-VIS FOR-FÜR-POUR GB1, GS1, EB1, ES1, DB1	150	ϕ4.5	50
	SCREWS-SCHRAUBEN-VIS FOR-FÜR-POUR 003, 011, 018, 023, 026	30	ϕ4.5	90
	SCREWS-SCHRAUBEN-VIS FOR-FÜR-POUR BBI1, BBI2, BBI3, BBI4	20	ϕ5.0	120
	SCREWS-SCHRAUBEN-VIS FOR-FÜR-POUR WA-1, WB-1, WC-1, WD-1, WE-1, RB1, RB2, RB3	110	ϕ6.0	160
	COATING FOR ROOF-BESCHICHTUNG FÜR DACH-REVÉTEMENT DE TOIT	8,0	R = 15m	

House	Material	File	Sheet
Garage Montpellier 70 ISO		Garage Montpellier 70 ISO.dwg	14

Pos	Specification-Bestimmung-Spécification	PCS	Profile (mm)	L (mm)
	GARAGE DOOR-GARAGENTOR-PORTE DE GARAGE (right-rechts-droit) GV P	4	2300	1990
	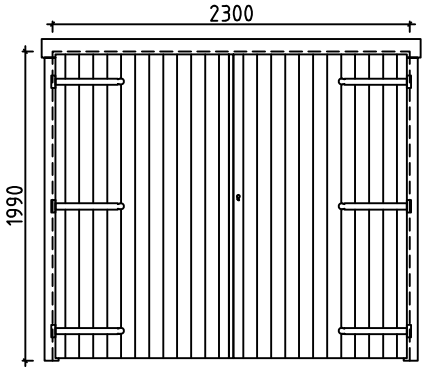 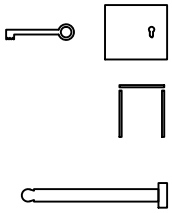	4 4 24		
	DOOR-TÜR-PORTE (right-rechts-droit) AST__ISO__PL P	1	900	1910
	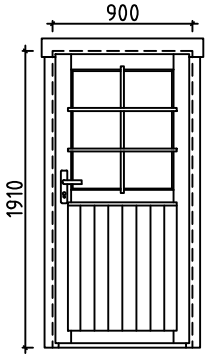 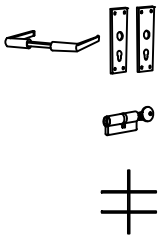	1 1 1		
	WINDOW-FENSTER-FENÉTRE (right-rechts-droit) AST__ISO__KP__AL__PL P	2	920	920
	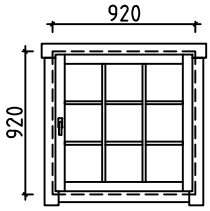 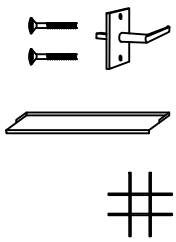	2 2 2		

House Garage Montpellier 70 ISO	Material	File Garage Montpellier 70 ISO.dwg	Sheet 15

#001	A,B,C,D,E	5980	5
#002	A,B,C,D,E	5980	14
#003	A	5980	1
#004		5980	1
#005	1,2	5865	2
#006	2	5865	16
#007	1,2	5865	2
#008	1,2	5632	9
#009	A,B,C,D,E	4605	5
#010	A,B,C,D,E	4102	5
#011	E	3700	1
#012	E	3700	7
#013	A	3680	7
#014	A,B,C,D,E	3067	5
#015	1,2	3049	18
#016	A,B,C,D,E	1529	5
#017	E	1400	7
#018	E	1370	1
#019	A,E	1370	28
#020	A,B,C,D,E	1025	5
#021	1	506	45
#022	C	500	30
#023	C	500	2
#024	1	486	30
#025	B,D	270	60
#026	B,D	270	4
#027	A,B,C,D,E	201	20