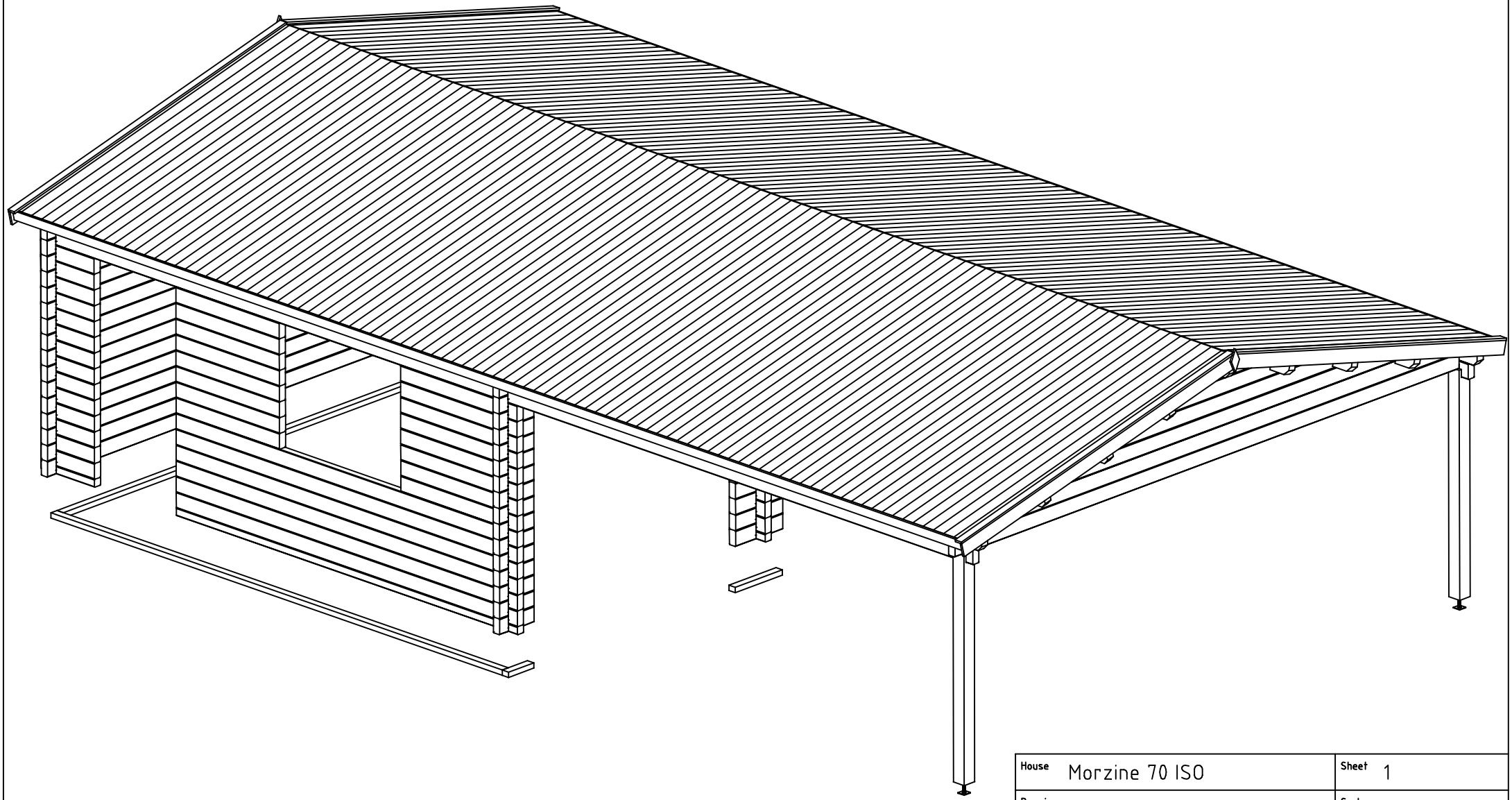

House	Morzine 70 ISO	Sheet	1
Drawing	3D	Scale	
Material	70x135	Date	14.03.2019
Drawer	RP	File	Morzine 70 ISO 3D.dwg

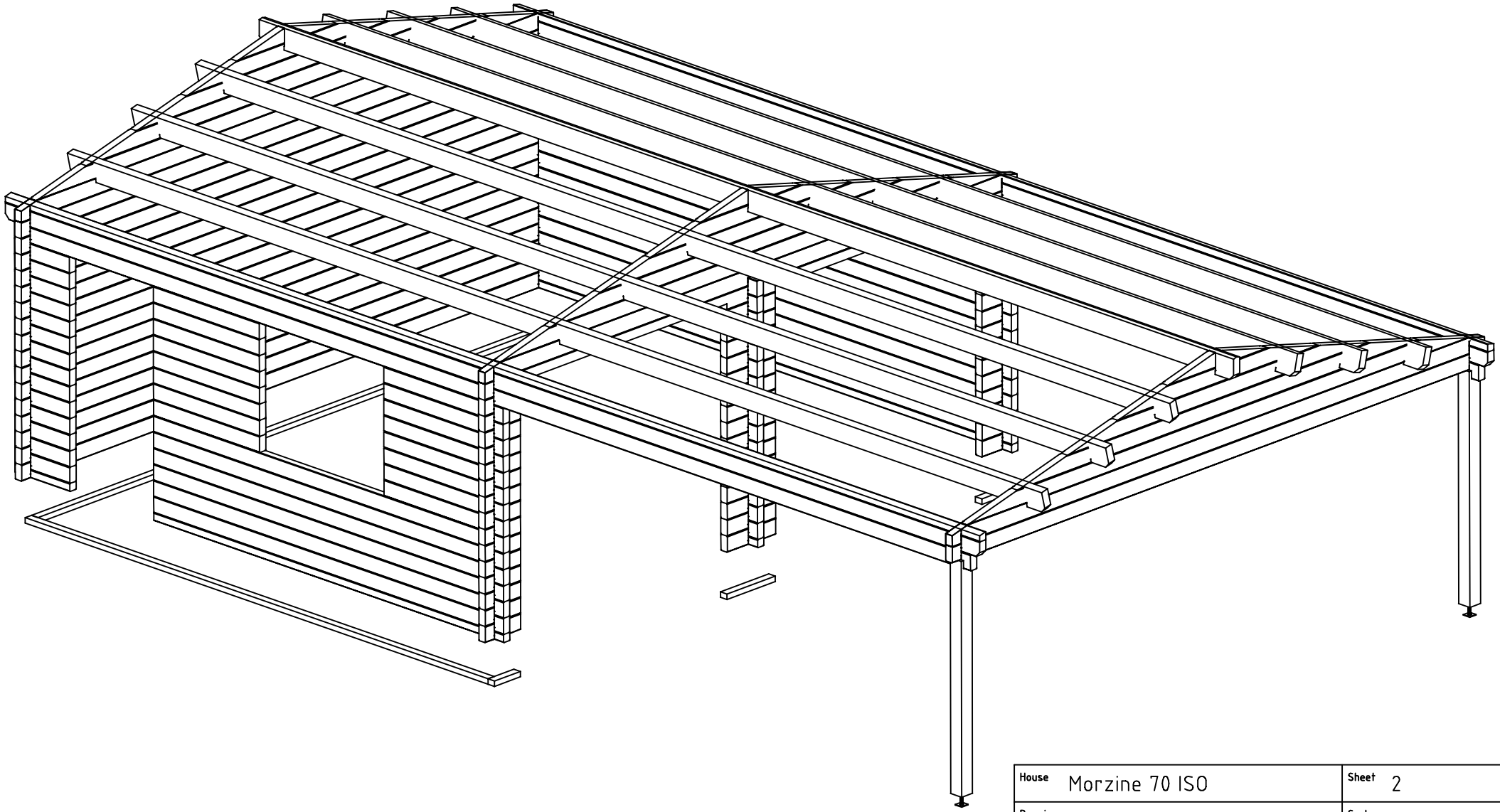

House	Morzine 70 ISO	Sheet	2
Drawing	3D	Scale	
Material	70x135	Date	14.03.2019
Drawer	RP	File	Morzine 70 ISO 3D.dwg

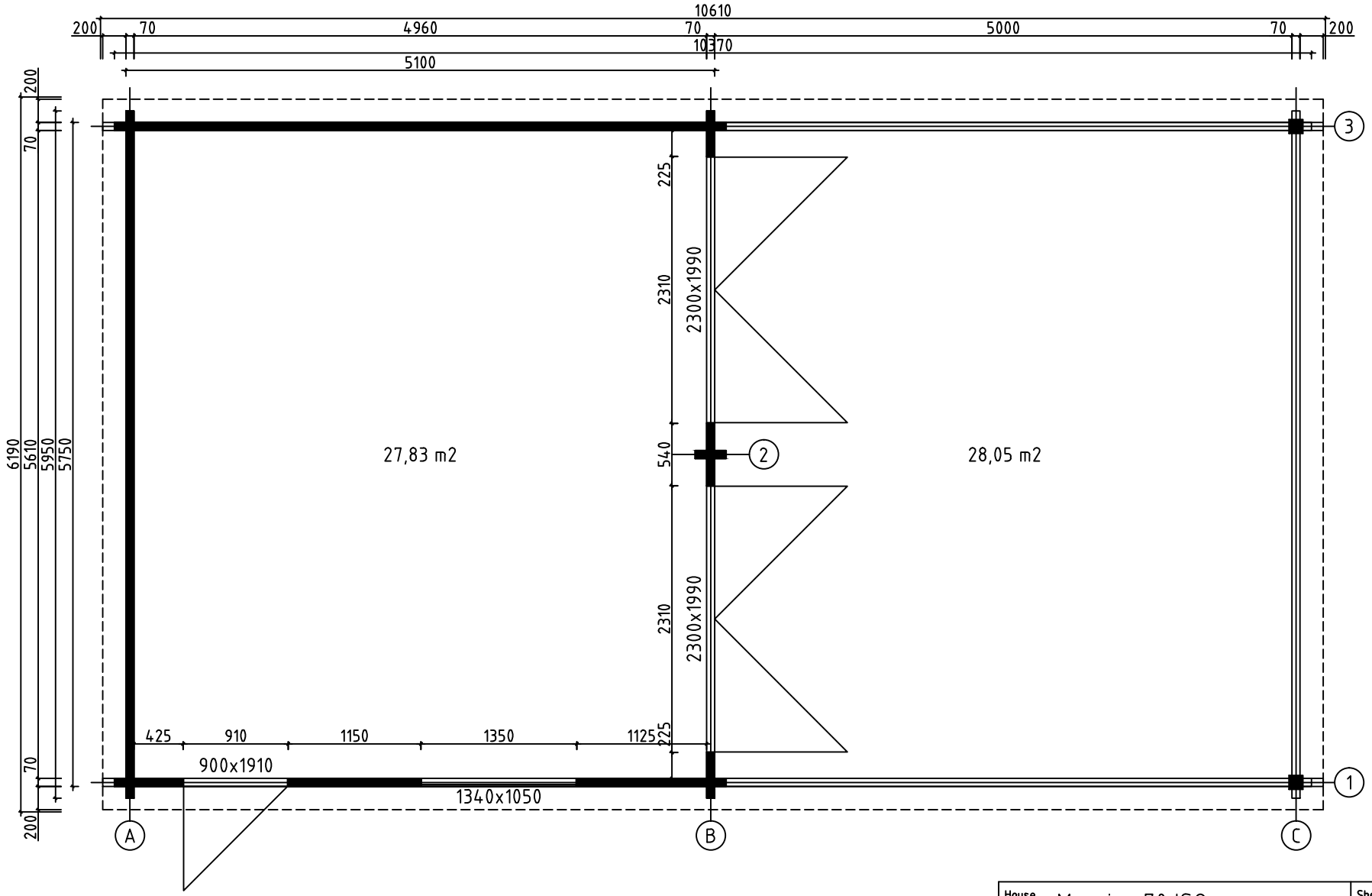

House	Morzine 70 ISO	Sheet	3
Drawing	GROUNDPLAN	Scale	1:50
Material	70x135	Date	14.03.2019
Drawer	RP	File	Morzine 70 ISO.dwg

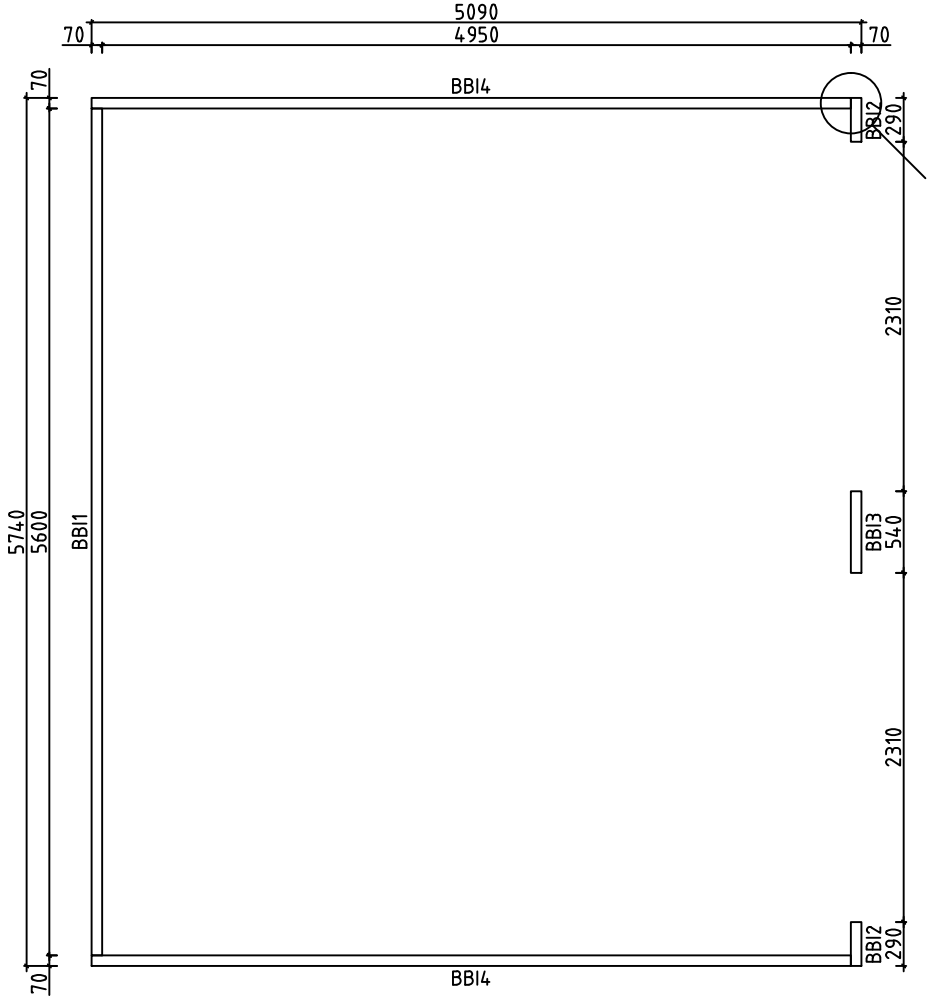

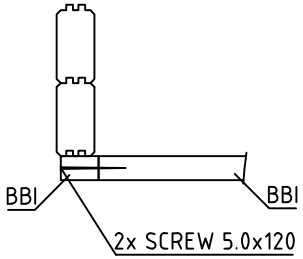

House	Morzine 70 ISO	Sheet	4
Drawing	BASE BEAMS	Scale	1:50
Material	70x45	Date	14.03.2019
Drawer	RP	File	Morzine 70 ISO.dwg

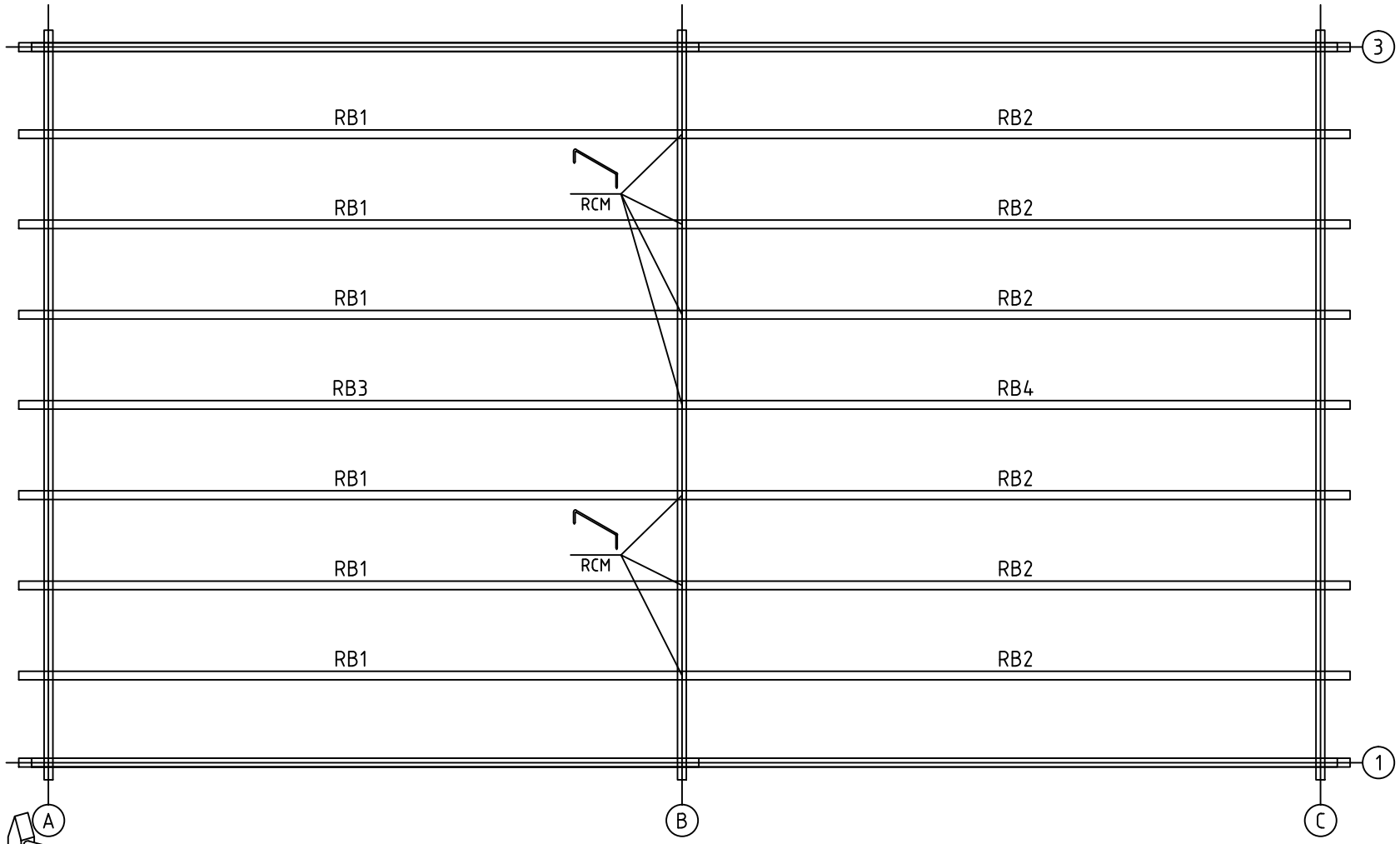

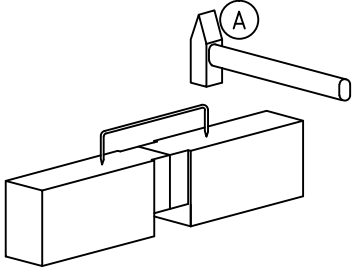

House	Morzine 70 ISO	Sheet	5
Drawing	ROOFBEAMS	Scale	1:50
Material	68x190	Date	14.03.2019
Drawer	RP	File	Morzine 70 ISO.dwg

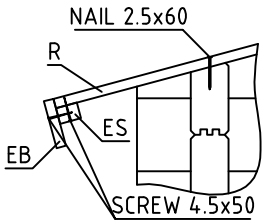

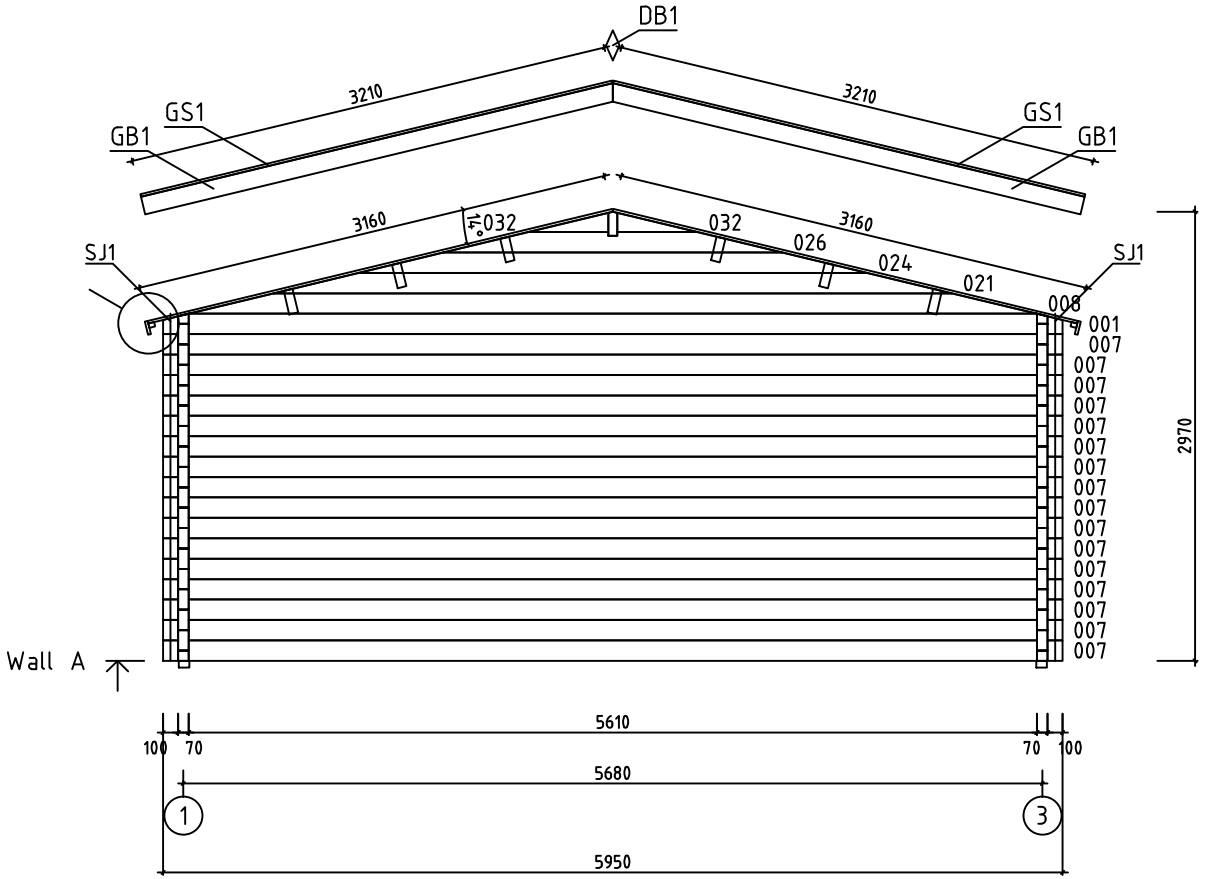

House	Morzine 70 ISO	Sheet	6
Drawing	WALL A	Scale	1:50
Material	70x135	Date	14.03.2019
Drawer	RP	File	Morzine 70 ISO.dwg

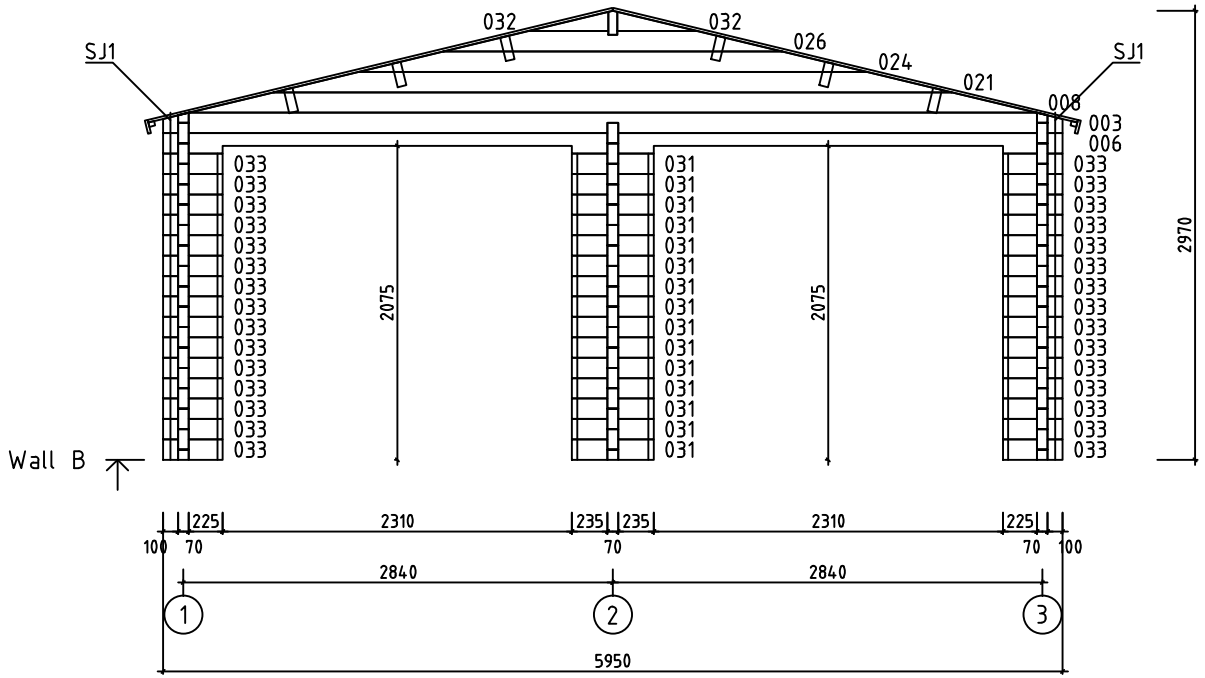

House	Morzine 70 ISO	Sheet	7
Drawing	WALL B	Scale	1:50
Material	70x135	Date	14.03.2019
Drawer	RP	File	Morzine 70 ISO.dwg

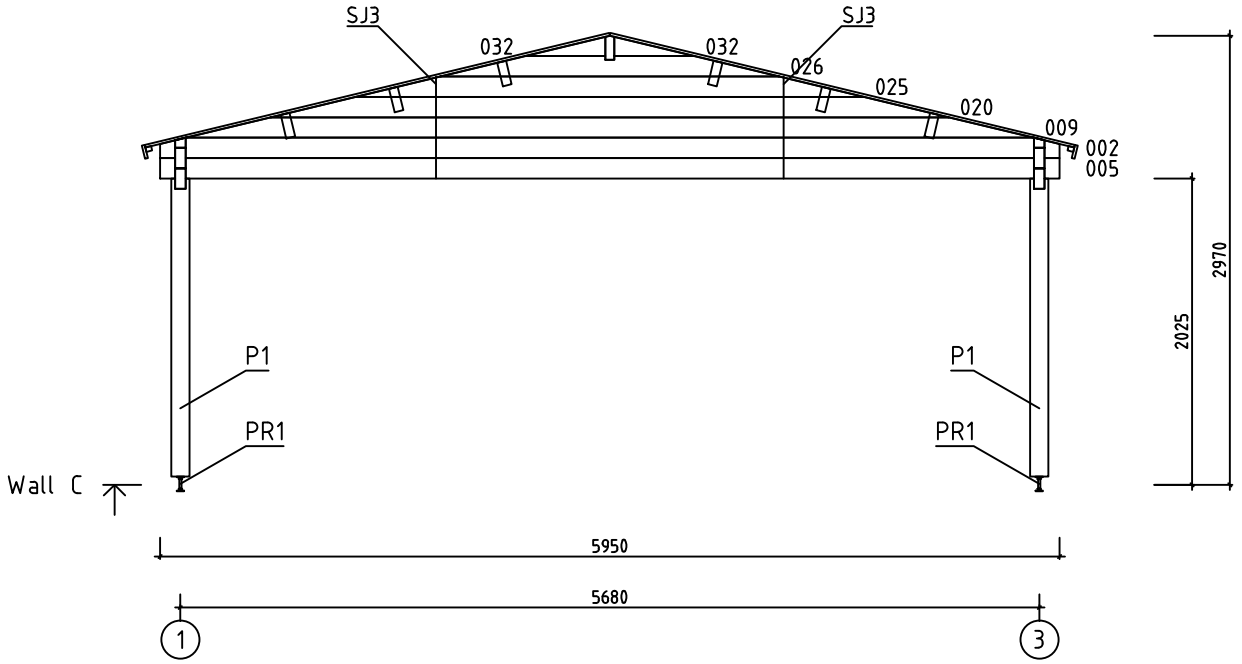

House	Morzine 70 ISO	Sheet	8
Drawing	WALL C	Scale	1:50
Material	70x135	Date	14.03.2019
Drawer	RP	File	Morzine 70 ISO.dwg

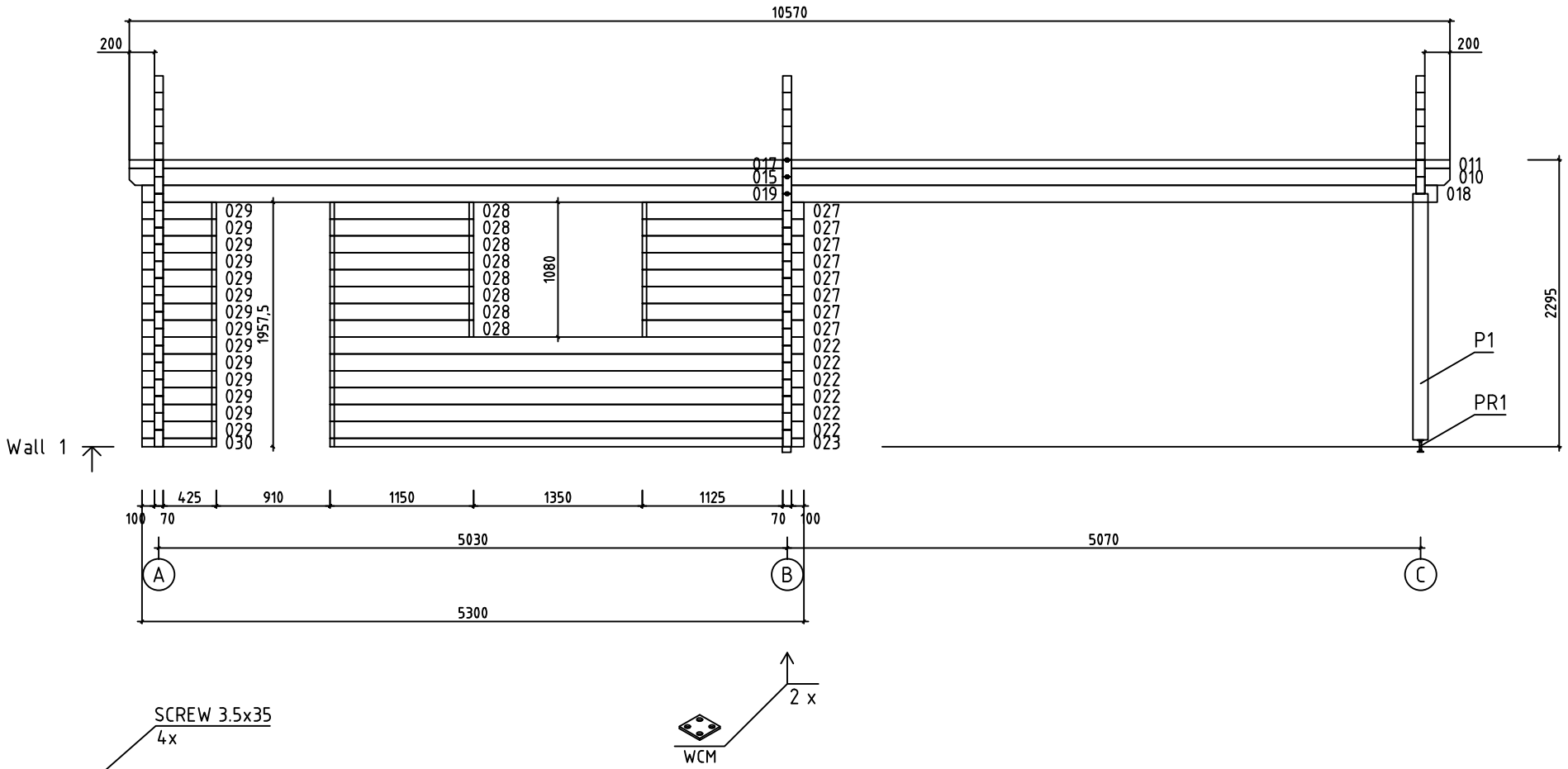

House	Morzine 70 ISO	Sheet	9
Drawing	WALL 1	Scale	1:50
Material	70x135	Date	14.03.2019
Drawer	RP	File	Morzine 70 ISO.dwg

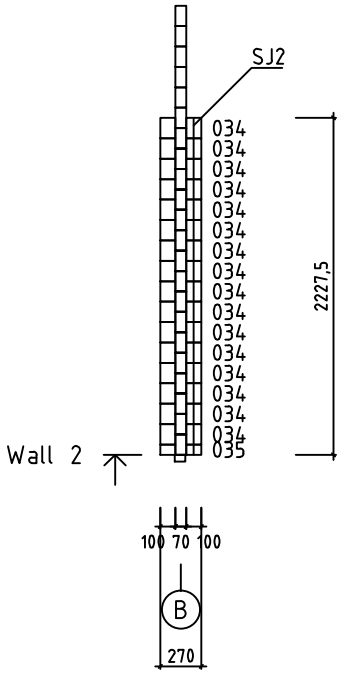

House	Morzine 70 ISO	Sheet	10
Drawing	WALL 2	Scale	1:50
Material	70x135	Date	14.03.2019
Drawer	RP	File	Morzine 70 ISO.dwg

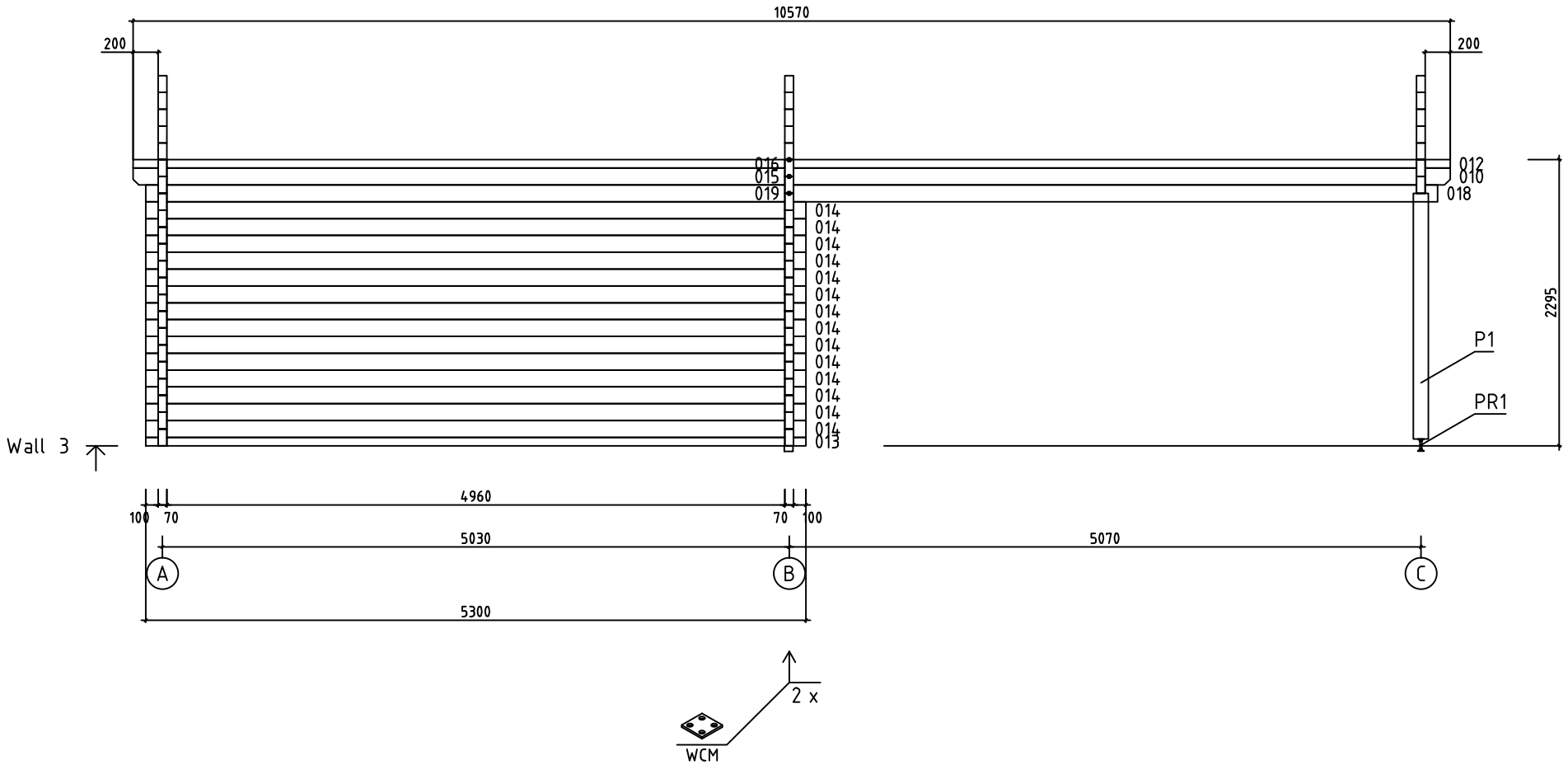

House	Morzine 70 ISO	Sheet	11
Drawing	WALL 3	Scale	1:50
Material	70x135	Date	14.03.2019
Drawer	RP	File	Morzine 70 ISO.dwg

Pos	Specification-Bestimmung-Spécification	PCS	Profile (mm)	L (mm)
004	SPARE BEAM-ERZATZBOHLE-MADRIER DE RÉSERVE 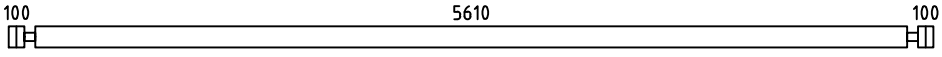	1	70x135	5950
005	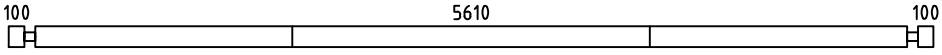	1	70x135	5950
006	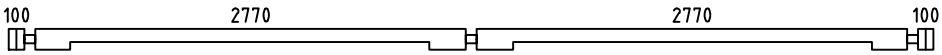	1	70x135	5950
007	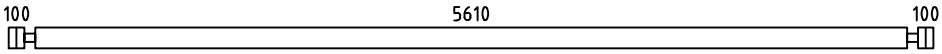	16	70x135	5950
010	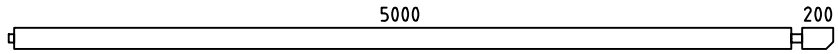	2	70x135	5305
011		1	70x68	5305
012		1	70x68	5305
013	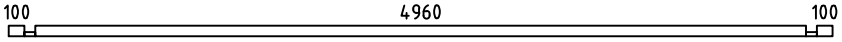	1	70x68	5300
014	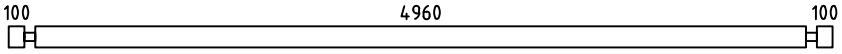	14	70x135	5300
015	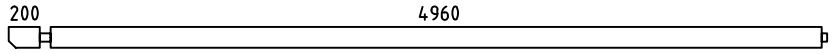	2	70x135	5265
016		1	70x68	5265
017		1	70x68	5265
018	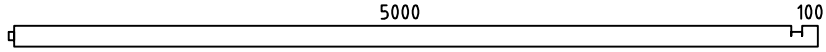	2	70x135	5205
019	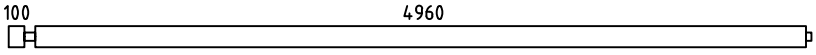	2	70x135	5165
022		6	70x135	3795
023	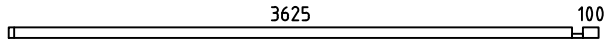	1	70x68	3795
027	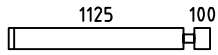	8	70x135	1295
028		8	70x135	1150
029	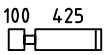	14	70x135	595
030	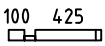	1	70x68	595
031		15	70x135	540
033		30	70x135	395
034		16	70x135	270
035		1	70x68	270
HB	HIT BLOCK-SCHLAGHÖLZER-MADRIERS D´ASSEMBLAGE 	2	70x135	300

House	Material	File	Sheet
Morzine 70 ISO		Morzine 70 ISO.dwg	12

Pos	Specification-Bestimmung-Spécification	PCS	Profile (mm)	L (mm)
WA-1	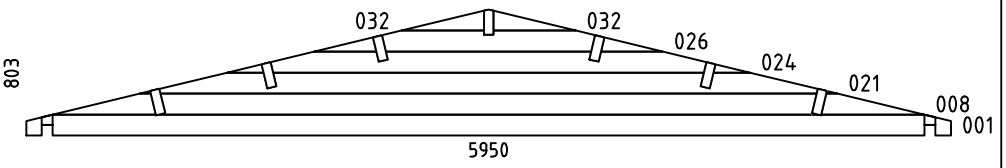	1	70x803	5950
WB-1	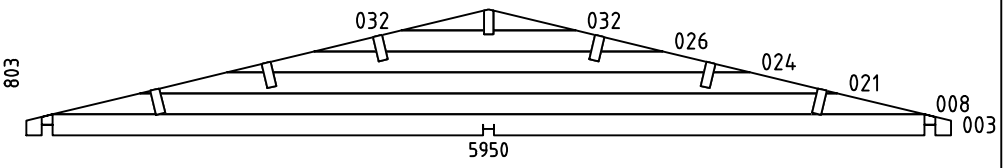	1	70x803	5950
WC-1	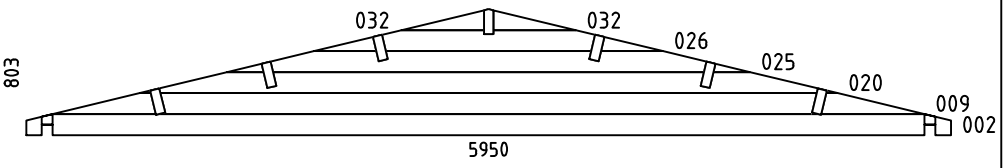	1	70x803	5950
BBI1	BASE FRAME-LAGERHÖLZER-LAMBOURDES 	1	70x45	5600
BBI4	BASE FRAME-LAGERHÖLZER-LAMBOURDES 	2	70x45	5020
BBI3	BASE FRAME-LAGERHÖLZER-LAMBOURDES 	1	70x45	540
BBI2	BASE FRAME-LAGERHÖLZER-LAMBOURDES 	2	70x45	290
P1	POST-PFOSTEN-POTEAU 	2	120x120	1970
RB2	ROOFBEAMS-DACHBALKEN-SOLIVES DE PLAFOND 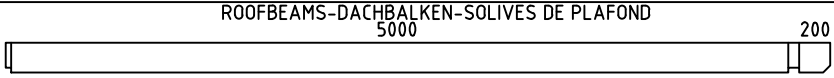	6	68x190	5305
RB4	ROOFBEAMS-DACHBALKEN-SOLIVES DE PLAFOND 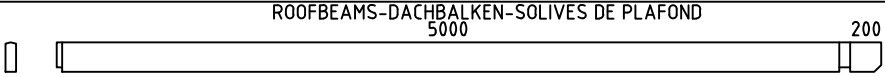	1	68x190	5305
RB1	ROOFBEAMS-DACHBALKEN-SOLIVES DE PLAFOND 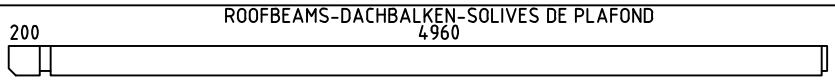	6	68x190	5265
RB3	ROOFBEAMS-DACHBALKEN-SOLIVES DE PLAFOND 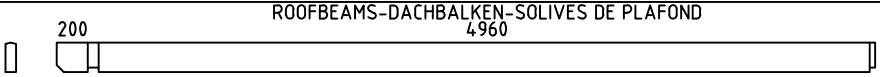	1	68x190	5265
R1	ROOFBOARD-DACHBRETT-VOLIGES or-oder-ou	186+2 242+2	18x114 18x88	3160
GB1	GABLE BOARD-GIEBELBLENDE-PLANCHE DE RIVE 	4	18x120	3210
GS1	ROOF FELT FILLET-GIEBELLEISTE-BAGUETTES POUR FIXER LES PLANCHES DE RIVE 	4	18x70	3210
EB1	EAVE BOARD-TRAUFBRETT-LATTES SOUS VOLIGES 	6	18x90	3523
ES1	EAVE SLAT-TRAUFENLEISTE-BAGUETTES POUR FIXER LES LATTES SOUS VOLIGES 	6	30x40	3523
DB1	DIAMOND-RAUTE-ELÉMENTS DE DÉCORATION 	2	18x90	200
DT1	DOOR ASSEMBLING PROFILE-TÜR INSTALLIERUNGSPROFIL -TASSEAU DE FIXATION POUR PORTES 	4	18x25	1970

House	Material	File	Sheet
Morzine 70 ISO		Morzine 70 ISO.dwg	13

Pos	Specification-Bestimmung-Spécification	PCS	Profile (mm)	L (mm)
DT2	DOOR ASSEMBLING PROFILE-TÜR INSTALLIERUNGSPROFIL -TASSEAU DE FIXATION POUR PORTES	2	18x25	1910
WT1	WINDOW ASSEMBLING PROFILE-FENSTER INSTALLIERUNGSPROFIL -TASSEAU DE FIXATION POUR FENÉTRE	2	18x25	1050
SJ1	SCREW JOINT-GEWINDESTANGE -TIGES FILETÉS	4	M10	2300
SJ2	SCREW JOINT-GEWINDESTANGE -TIGES FILETÉS	1	M10	2250
SJ3	SCREW JOINT-GEWINDESTANGE -TIGES FILETÉS	2	M10	700
PR1	POST REGULATOR-PFOSTEN REGLER- PIED MÉTALLIQUE RÉGLABLE POUR POTEAU	2		
RCM	ROOFBEAMS CONNECTING METAL-DACHBALKEN BEFESTIGUNGSMETALLE -CONNECTEUR MÉTALLIQUE POUR SOLIVES DE PLAFOND	7	ϕ6.0	200
WCM	WALLBEAMS CONNECTING METAL-WANDBOHLEN BEFESTIGUNG -METALLE-PATTE D´ASSEMBLAGE	4	50	50
	NAIL-NAGEL-CLOUS COATING FOR ROOF-BESCHICHTUNG FOR-FÜR-POUR FÜR DACH-REVÉTEMENT DE TOIT	850	ϕ2.5	20
	NAIL-NAGEL-CLOUS FOR-FÜR-POUR R1	1220	ϕ2.5	60
	SCREWS-SCHRAUBEN-VIS FOR-FÜR-POUR WCM	16	ϕ3.5	35
	SCREWS-SCHRAUBEN-VIS FOR-FÜR-POUR GB1, GS1, EB1, ES1, DB1, P1, PR1	150	ϕ4.5	50
	SCREWS-SCHRAUBEN-VIS FOR-FÜR-POUR 011, 012, 013, 016, 017, 023, 030, 035	30	ϕ4.5	90
	SCREWS-SCHRAUBEN-VIS FOR-FÜR-POUR BBI1, BBI2, BBI3, BBI4	10	ϕ5.0	120
	SCREWS-SCHRAUBEN-VIS WA-1, WB-1, WC-1 FOR-FÜR-POUR RB1, RB2, RB3, RB4	60	ϕ6.0	160
	COATING FOR ROOF-BESCHICHTUNG FÜR DACH-REVÉTEMENT DE TOIT	7,0	R = 15m	
	GARAGE DOOR-GARAGENTOR-PORTE DE GARAGE (right-rechts-droit) GV P	2	2300	1990
		2		
		2		
		12		

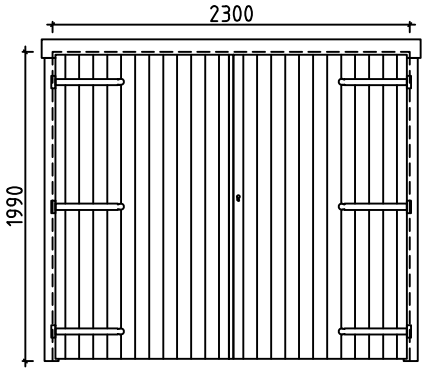

House Morzine 70 ISO	Material	File Morzine 70 ISO.dwg	Sheet 14

Pos	Specification-Bestimmung-Spécification	PCS	Profile (mm)	L (mm)
	DOOR-TÜR-PORTE (left-links-gauche) ORT_ECO V	1	900	1910
	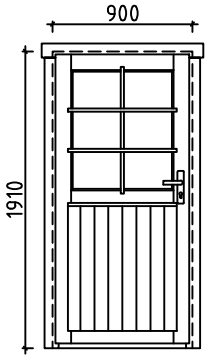 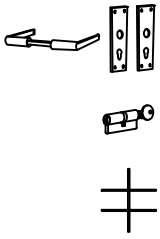	1 1 1		
	DOUBLE WINDOW-DOPPEL FENSTER-DOUBLE FENÉTRE (right-rechts-droit) ORT_ECO P	1	1340	1050
	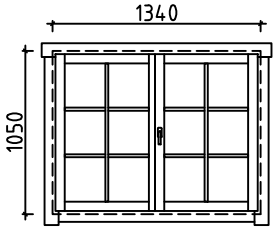 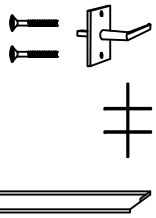	1 2 1		

House Morzine 70 ISO	Material	File Morzine 70 ISO.dwg	Sheet 15

#001	A	5950	1
#002	C	5950	1
#003	B	5950	1
#004		5950	1
#005	C	5950	1
#006	B	5950	1
#007	A	5950	16
#008	A,B	5610	2
#009	C	5610	1
#010	1,3	5305	2
#011	1	5305	1
#012	3	5305	1
#013	3	5300	1
#014	3	5300	14
#015	1,3	5265	2
#016	3	5265	1
#017	1	5265	1
#018	1,3	5205	2
#019	1,3	5165	2
#020	C	4488	1
#021	A,B	4488	2
#022	1	3795	6
#023	1	3795	1
#024	A,B	3366	2
#025	C	3366	1
#026	A,B,C	2244	3
#027	1	1295	8
#028	1	1150	8
#029	1	595	14
#030	1	595	1
#031	B	540	15
#032	A,B,C	531	6
#033	B	395	30
#034	2	270	16
#035	2	270	1