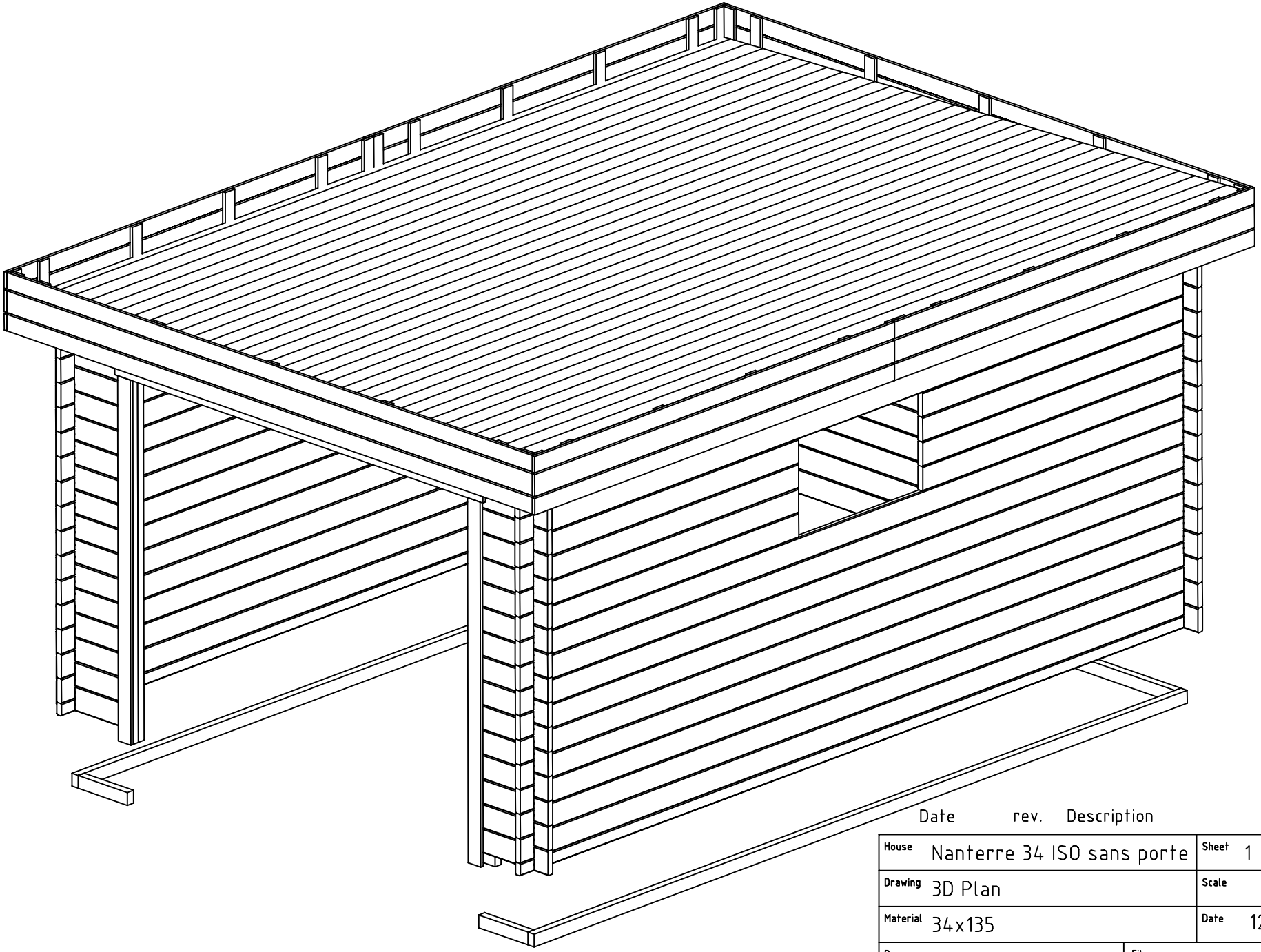

Date rev. Description

House	Nanterre 34 ISO sans porte	Sheet	1
Drawing	3D Plan	Scale	
Material	34x135	Date	12.03.2021
Drawer	RP	File	Nanterre 34 ISO sans porte 3D.dwg

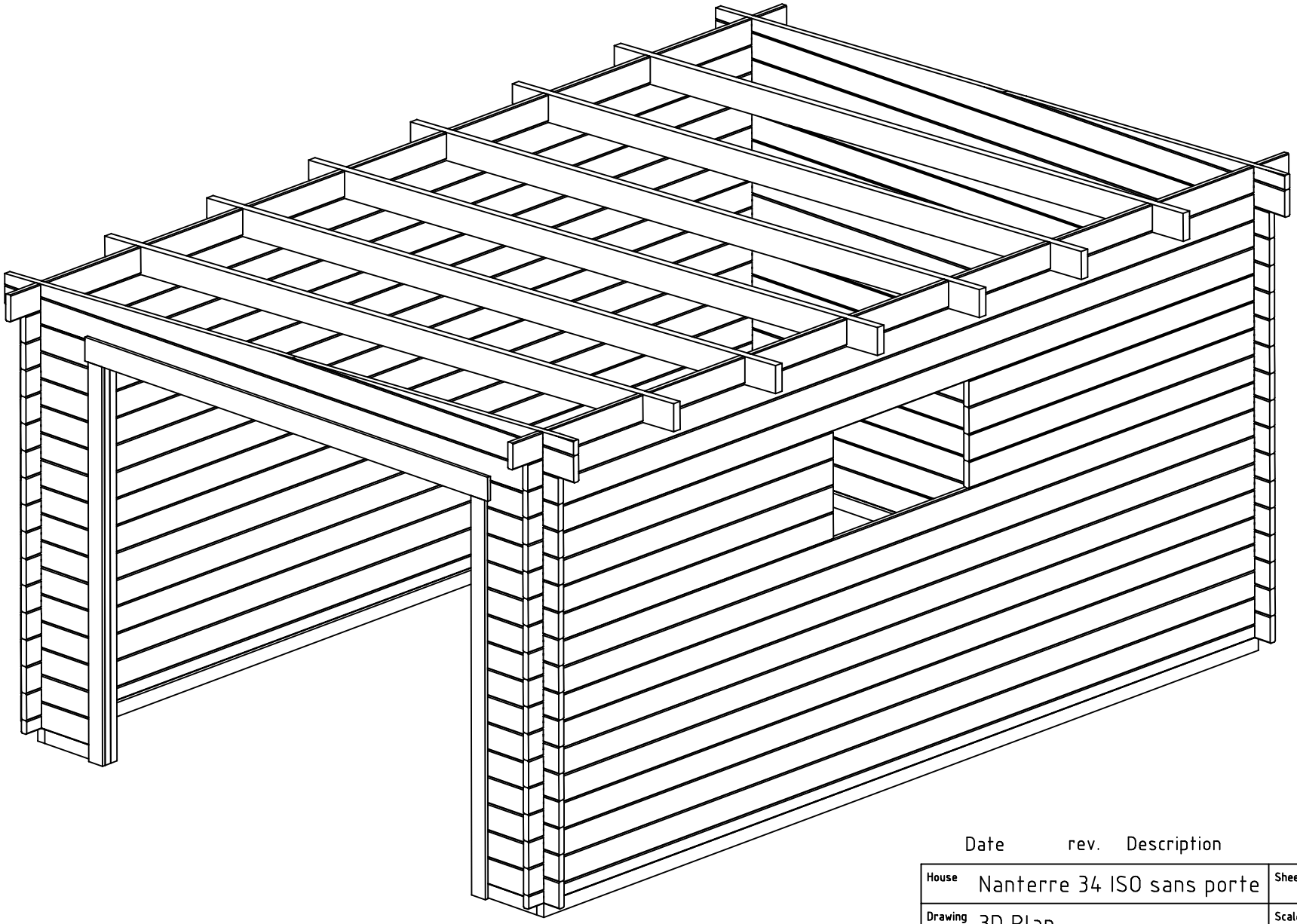

Date	rev.	Description

House	Nanterre 34 ISO sans porte	Sheet	2
Drawing	3D Plan	Scale	
Material	34x135	Date	12.03.2021
Drawer	RP	File	Nanterre 34 ISO sans porte 3D.dwg

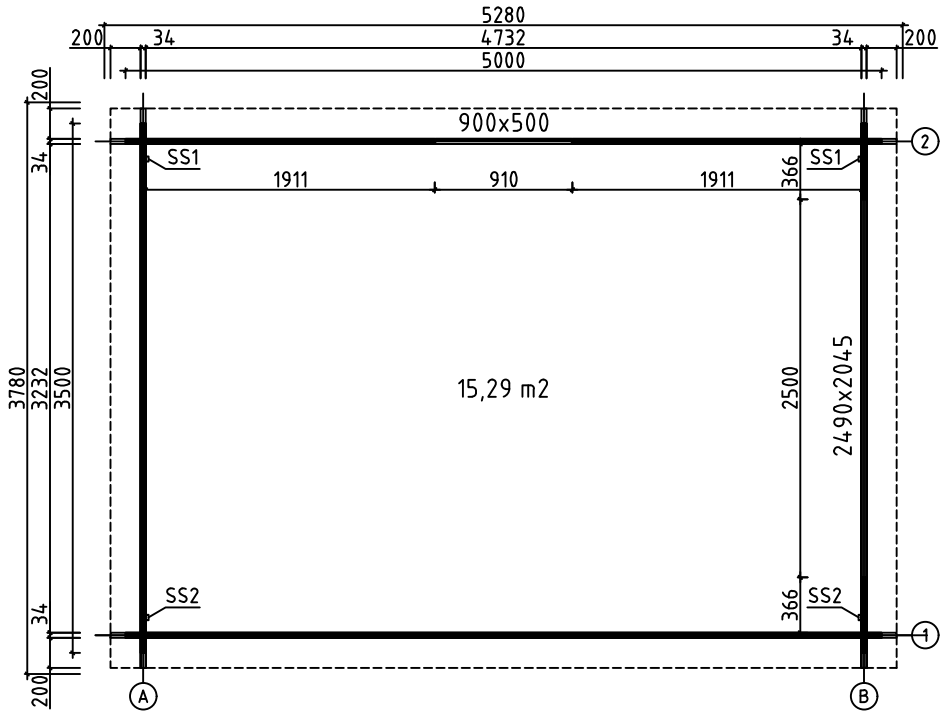

House	Nanterre 34 ISO sans porte	Sheet	3
Drawing	GROUNDPLAN	Scale	1:50
Material	34x135	Date	12.03.2021
Drawer	RP	File	Nanterre 34 ISO sans porte.dwg

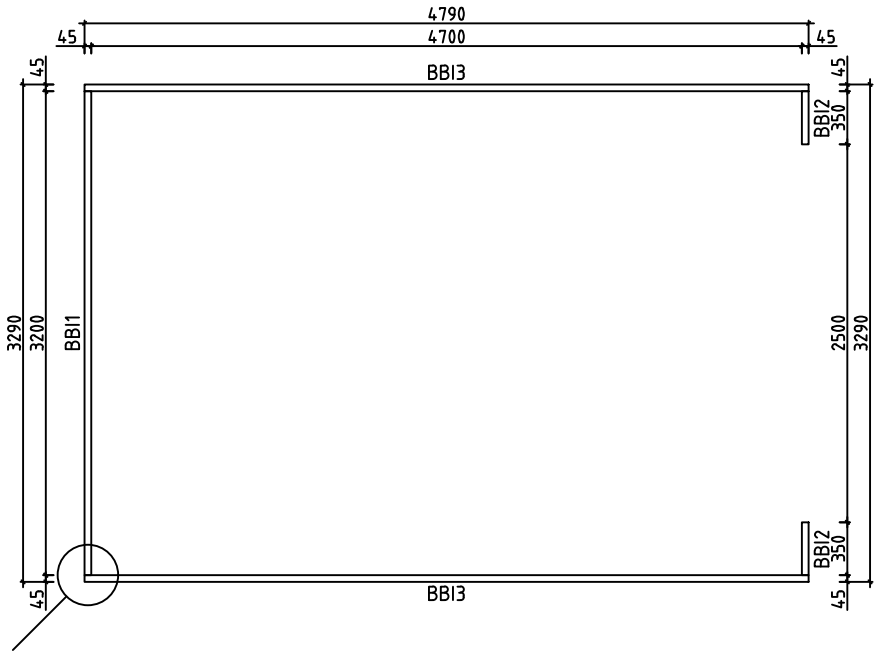

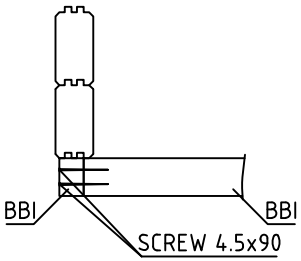

House	Nanterre 34 ISO sans porte	Sheet	4
Drawing	BASE BEAMS	Scale	1:50
Material	45x70	Date	12.03.2021
Drawer	RP	File	Nanterre 34 ISO sans porte.dwg

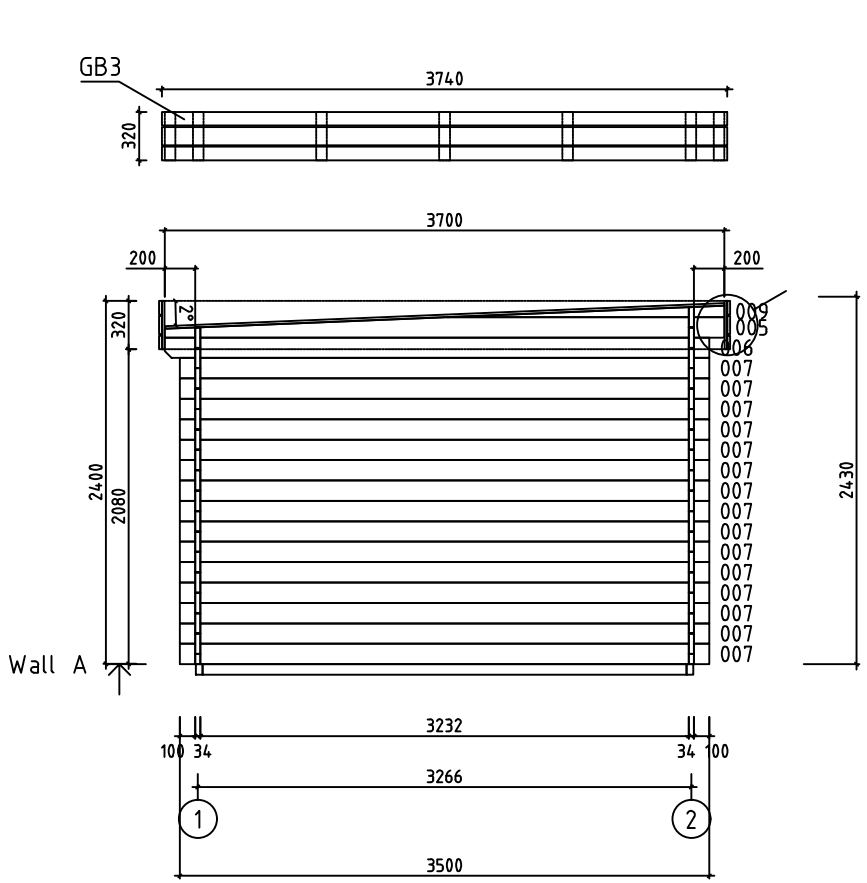

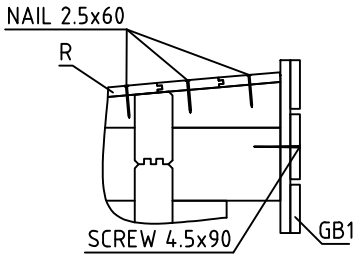

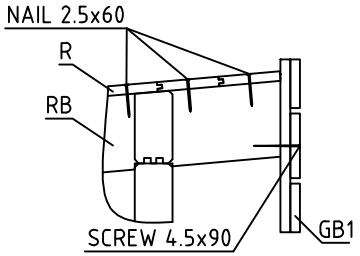

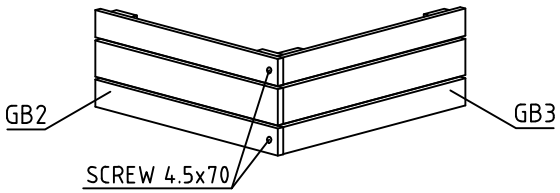

House	Nanterre 34 ISO sans porte	Sheet	5
Drawing	WALL A	Scale	1:50
Material	34x135	Date	12.03.2021
Drawer	RP	File	Nanterre 34 ISO sans porte.dwg

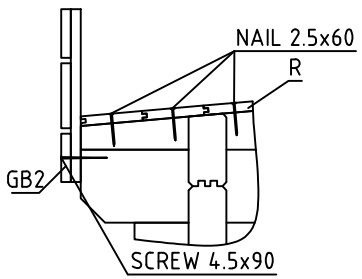

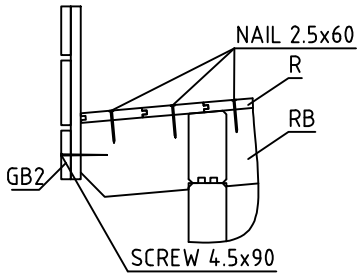

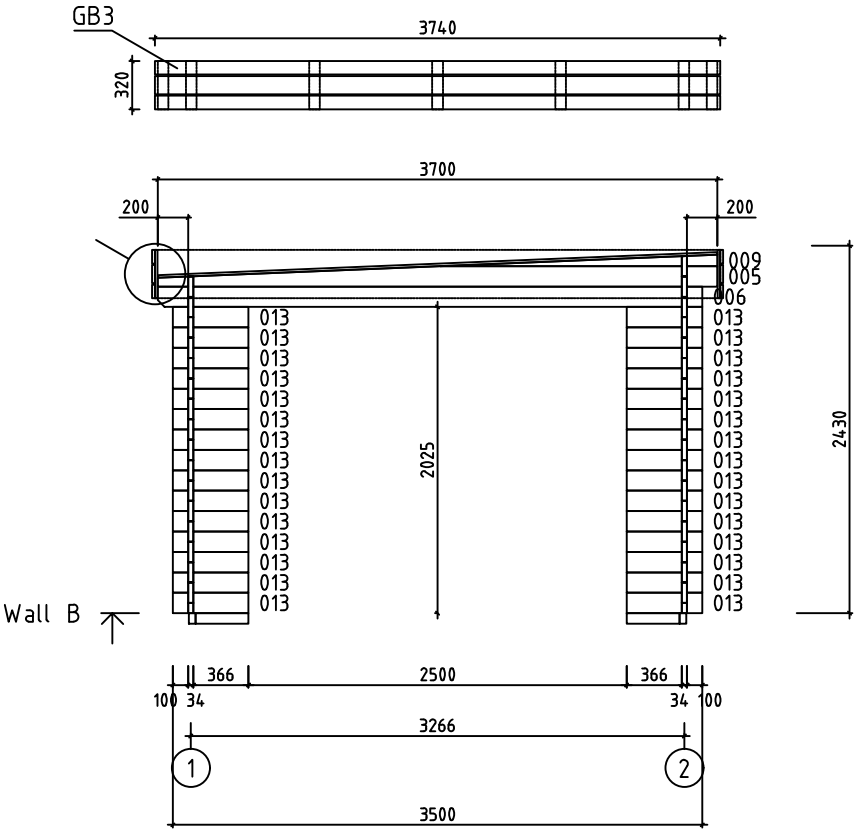

House	Nanterre 34 ISO sans porte	Sheet	6
Drawing	WALL B	Scale	1:50
Material	34x135	Date	12.03.2021
Drawer	RP	File	Nanterre 34 ISO sans porte.dwg

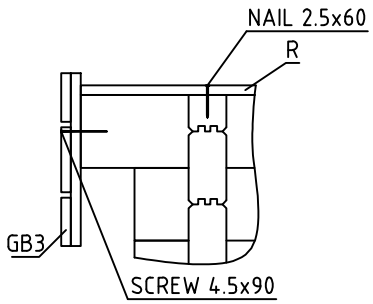

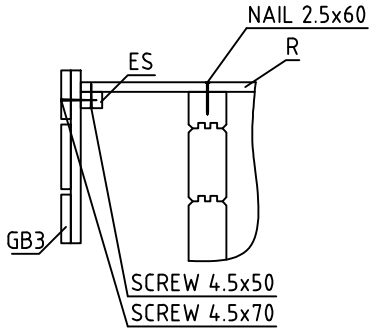

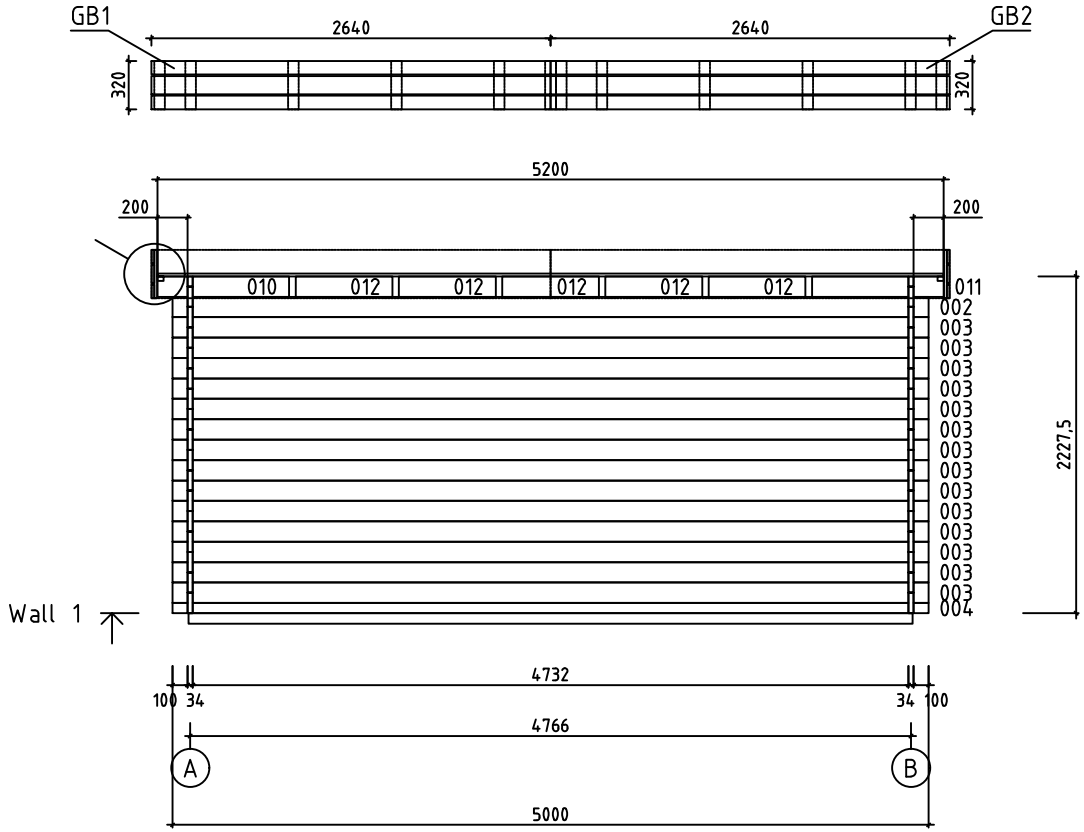

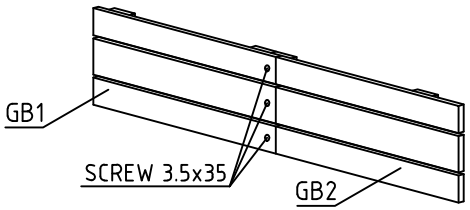

House	Nanterre 34 ISO sans porte	Sheet	7
Drawing	WALL 1	Scale	1:50
Material	34x135	Date	12.03.2021
Drawer	RP	File	Nanterre 34 ISO sans porte.dwg

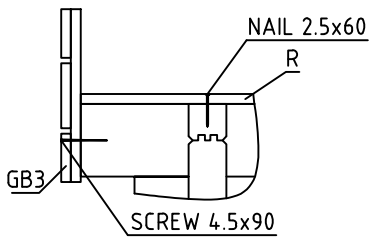

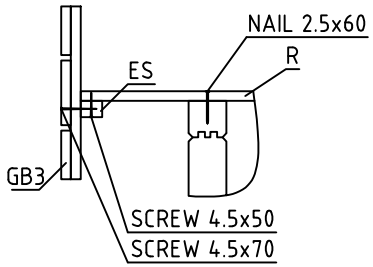

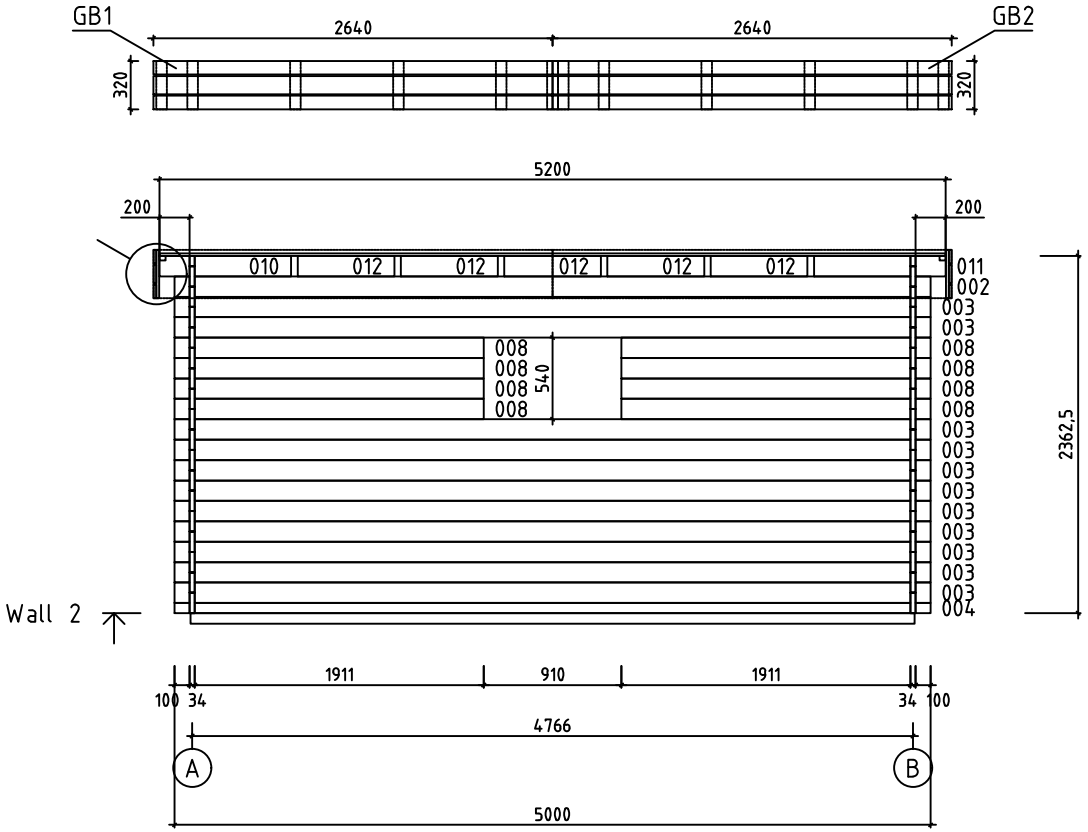

House	Nanterre 34 ISO sans porte	Sheet	8
Drawing	WALL 2	Scale	1:50
Material	34x135	Date	12.03.2021
Drawer	RP	File	Nanterre 34 ISO sans porte.dwg

Pos	Specification-Bestimmung-Spécification	PCS	Profile (mm)	L (mm)
001	SPARE BEAM-ERZATZBOHLE-MADRIER DE RÉSERVE 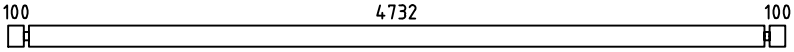	1	34x135	5000
002	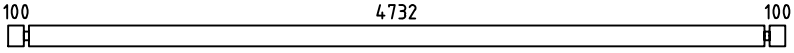 PM	2	34x135	5000
003	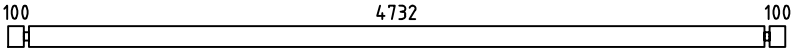	25	34x135	5000
004	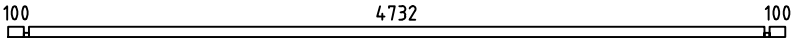	2	34x68	5000
006	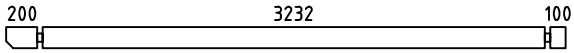	2	34x135	3600
007	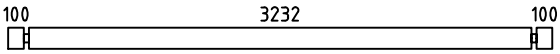	15	34x135	3500
008	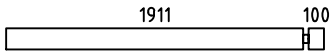	8	34x135	2045
010	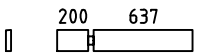	2	34x135	871
011	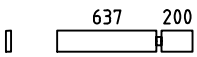	2	34x135	871
012		10	34x135	640
013		30	34x135	500
WA-1 WB-1	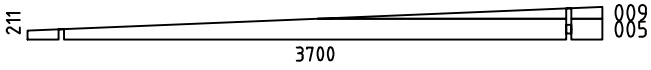	2	34x211	3700
HB	HIT BLOCK-SCHLAGHÖLZER-MADRIERS D´ASSEMBLAGE 	2	34x135	300
BBI3	BASE FRAME-LAGERHÖLZER-LAMBOURDES IMM	2	45x70	4790
BBI1	BASE FRAME-LAGERHÖLZER-LAMBOURDES IMM	1	45x70	3200
BBI2	BASE FRAME-LAGERHÖLZER-LAMBOURDES IMM	2	45x70	350
RB1	ROOFBEAMS-DACHBALKEN-SOLIVES DE PLAFOND 	6	43x140	3709
FS1	FIXING MECHANISM OF THE ELECTRIC MOTOR-BEFESTIGUNGSMECHANISMUS DES ELEKTROMOTORS-MADRIER DE FIXATION DU MOTEUR ÉLECTRIQUE 	1	45x90	3280
R1	ROOFBOARD-DACHBRETT-VOLIGES  ou	33+1 43+1	18x114 18x88	5200
GB1	ASSEMBLY REQUIRED-MONTAGE ERFORDERLICH-ASSEMBLAGE REQUIS 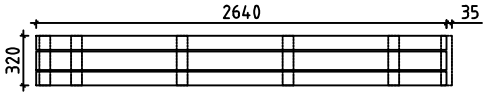	2	36x320	2640 +35
GB2	ASSEMBLY REQUIRED-MONTAGE ERFORDERLICH-ASSEMBLAGE REQUIS 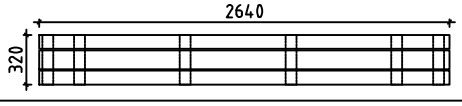	2	36x320	2640
GB3	ASSEMBLY REQUIRED-MONTAGE ERFORDERLICH-ASSEMBLAGE REQUIS 	2	36x320	3740

House	Nanterre 34 ISO sans porte	Material		File	Nanterre 34 ISO sans porte.dwg	Sheet	9

Pos	Specification-Bestimmung-Spécification	PCS	Profile (mm)	L (mm)
ES1	EAVE SLAT-TRAUFENLEISTE-BAGUETTES POUR FIXER LES LATTES SOUS VOLIGES	2	30x40	3230
ES2	EAVE SLAT-TRAUFENLEISTE-BAGUETTES POUR FIXER LES LATTES SOUS VOLIGES	4	30x40	200
SS1	STORM SLAT-STURMLEISTE -BAGUETTE DE TEMPETE TYPE 2	2	18x35	2190
SS2	STORM SLAT-STURMLEISTE -BAGUETTE DE TEMPETE TYPE 2	2	18x35	2130
LCM	CONNECTING METAL-VERBINDEN VON METALL-CONNECTEUR MÉTALLIQUE	2	45	135
	SCREWS-SCHRAUBEN-VISSER FOR-FÜR-POUR SS1, SS2	8	M8	70
	WASHER-SCHEIBE-RONDELLE FOR-FÜR-POUR SS1, SS2	8	M8	
	NUT-NUSS-ÉCROU FOR-FÜR-POUR SS1, SS2	8	M8	
	NAIL-NAGEL-CLOUS FOR-FÜR-POUR COATING FOR ROOF-BESCHICHTUNG FÜR DACH-REVÉTEMENT DE TOIT	260	ϕ2.5	20
	NAIL-NAGEL-CLOUS FOR-FÜR-POUR R1	360	ϕ2.5	60
	SCREWS-SCHRAUBEN-VIS FOR-FÜR-POUR LCM, GB1, GB2, GB3	258	ϕ3.5	35
	SCREWS-SCHRAUBEN-VIS FOR-FÜR-POUR ES1, ES2, L1, L2	30	ϕ4.5	50
	SCREWS-SCHRAUBEN-VIS FOR-FÜR-POUR GB1, GB2, GB3	20	ϕ4.5	70
	SCREWS-SCHRAUBEN-VIS FOR-FÜR-POUR GB1, GB2, GB3, FS1, P1, P2, P3, P4 BBI1, BBI2, BBI3	50	ϕ4.5	90
	SCREWS-SCHRAUBEN-VIS FOR-FÜR-POUR 010, 011, 012 WA-1, WB-1, RB1	50	ϕ6.0	160
	COATING FOR ROOF-BESCHICHTUNG FÜR DACH-REVÉTEMENT DE TOIT	2,0	R = 15m	
	FRAME AROUND ENTRANCE-RAHMEN UM DEN EINGANG-CADRE AUTOUR DE L'ENTRÉE 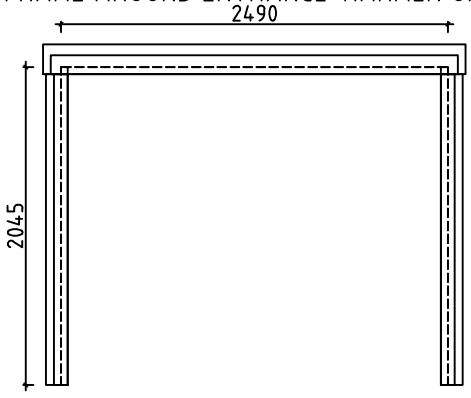	1	2490	2045
	WINDOW-FENSTER-FENÉTRE (right-rechts-droit) AST__ISO__KP__AL__PL P 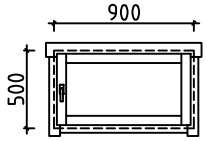 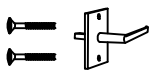 	1 1 1	900	500

House	Nanterre 34 ISO sans porte	Material		File	Nanterre 34 ISO sans porte.dwg	Sheet	10

Pos	Specification-Bestimmung-Spécification	PCS	Profile (mm)	L (mm)
P1	BEAM-BALKEN-POUTRE	1	43x190	2720
P2	BEAM-BALKEN-POUTRE	2	43x140	2000
P3	BEAM-BALKEN-POUTRE	1	45x36	2400
P4	BEAM-BALKEN-POUTRE	2	45x36	2045
L1	BOARD-BRETT-PLANCHE	1	18x120	2620
L2	BOARD-BRETT-PLANCHE	2	18x90	2000
		1	97x2190	2720

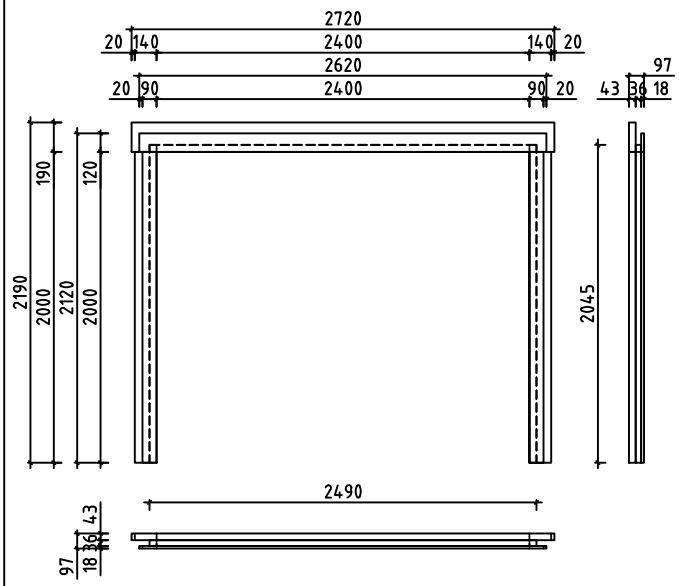

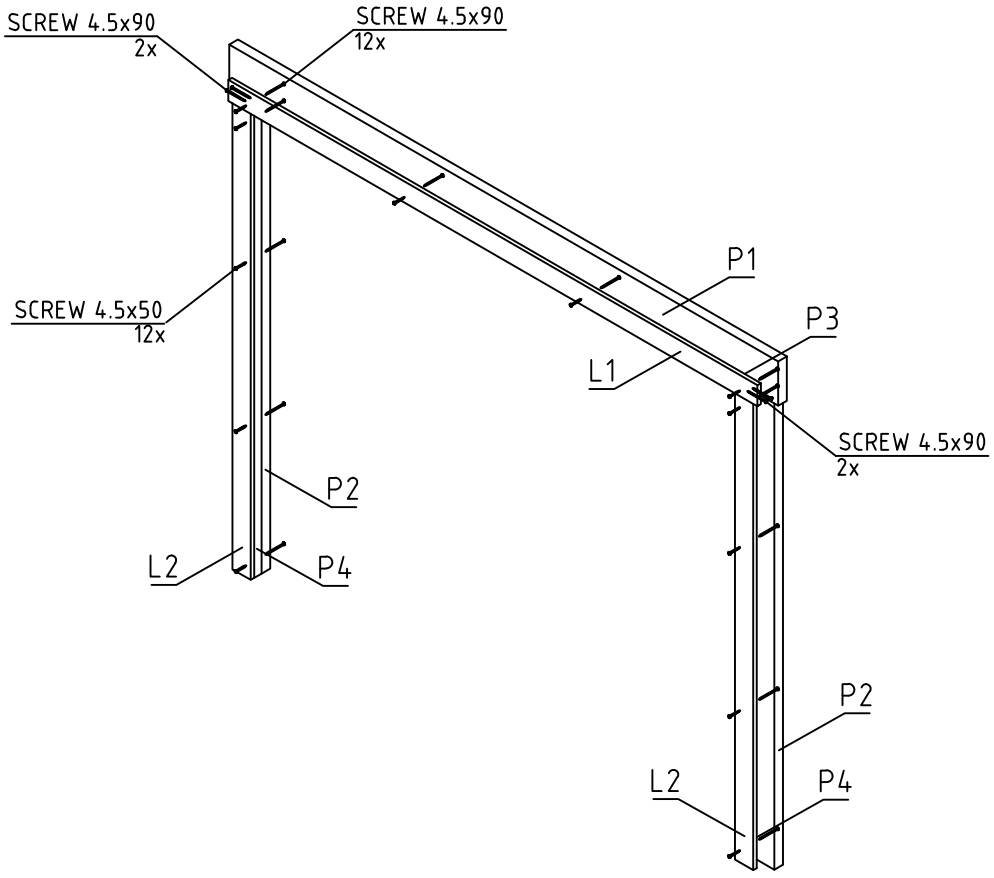

House	Nanterre 34 ISO sans porte	Material	File	Nanterre 34 ISO sans porte.dwg	Sheet	11

Pos	Assembly Instructions-Montageanleitungen-Instructions de Montage	PCS	Profile (mm)	L (mm)
L1	BOARD-BRETT-PLANCHE	4	18x120	2640
L2	BOARD-BRETT-PLANCHE	8	18x90	2640
L3	BOARD-BRETT-PLANCHE	2	18x120	3740
L4	BOARD-BRETT-PLANCHE	4	18x90	3740
L5	BOARD-BRETT-PLANCHE	38	18x70	320

GB1 — 2 — 36x320 — 2640 +35



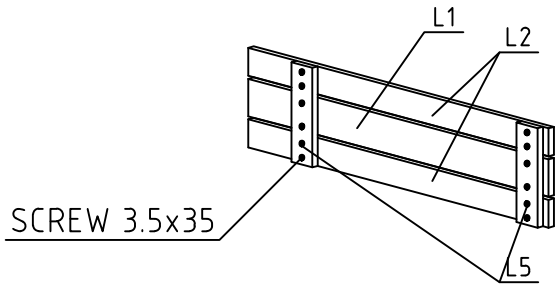

GB2 — 2 — 36x320 — 2640



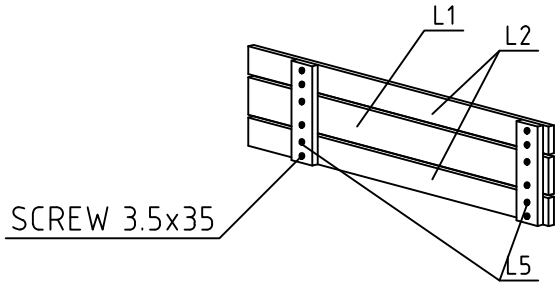

GB3 — 2 — 36x320 — 3740

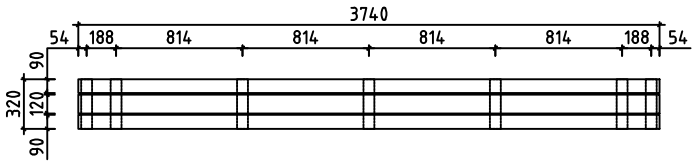

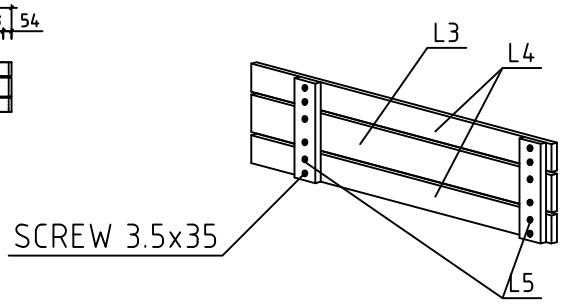

House Nanterre 34 ISO sans porte	Material	File Nanterre 34 ISO sans porte.dwg	Sheet 12

#001		5000	1
#002	1,2	5000	2
#003	1,2	5000	25
#004	1,2	5000	2
#005	A,B	3700	2
#006	A,B	3600	2
#007	A	3500	15
#008	2	2045	8
#009	A,B	1833	2
#010	1,2	871	2
#011	1,2	871	2
#012	1,2	640	10
#013	B	500	30