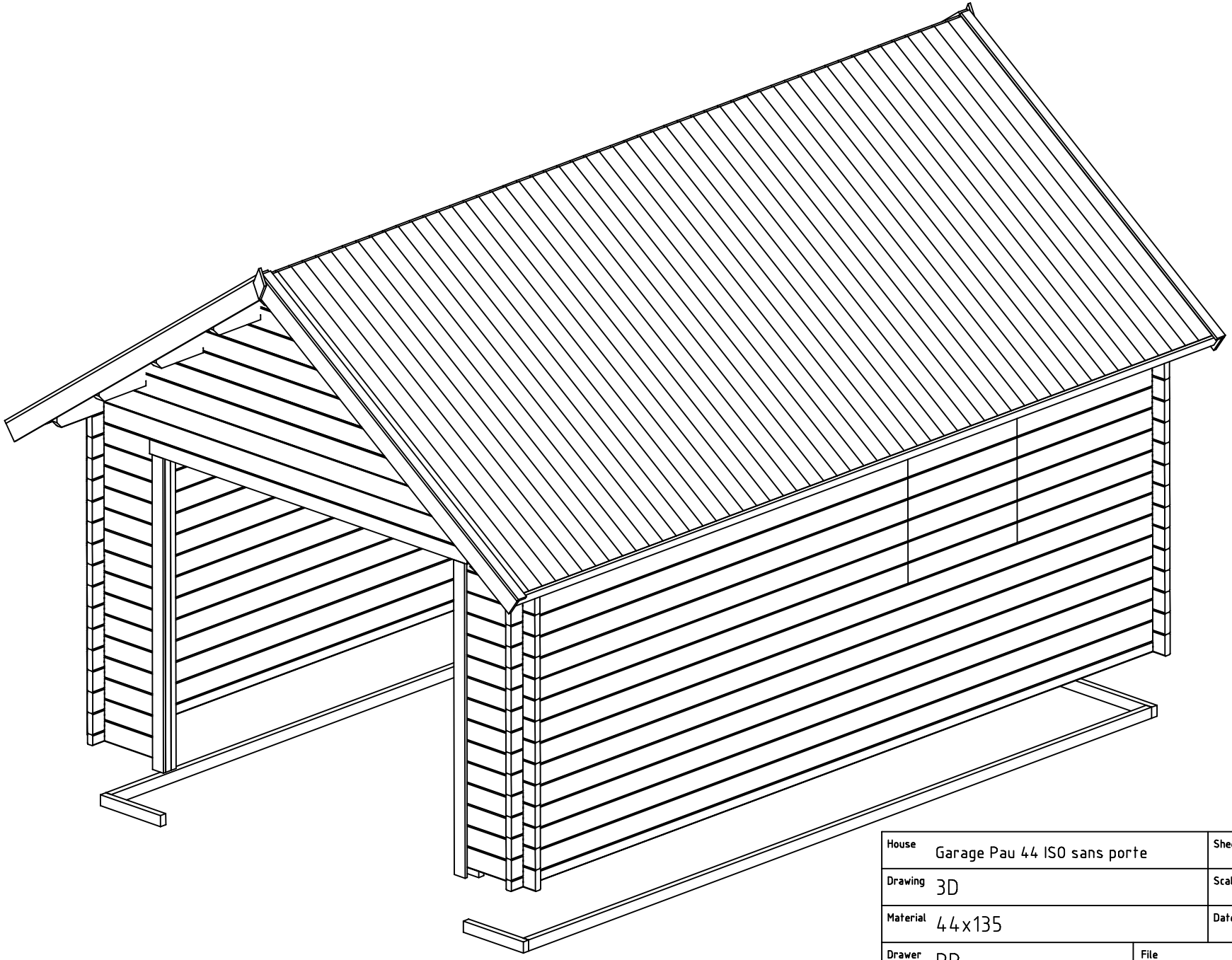

House	Garage Pau 44 ISO sans porte	Sheet	1
Drawing	3D	Scale	
Material	44x135	Date	22.05.2020
Drawer	RP	File	Garage Pau 44 ISO sans porte 3D.dwg

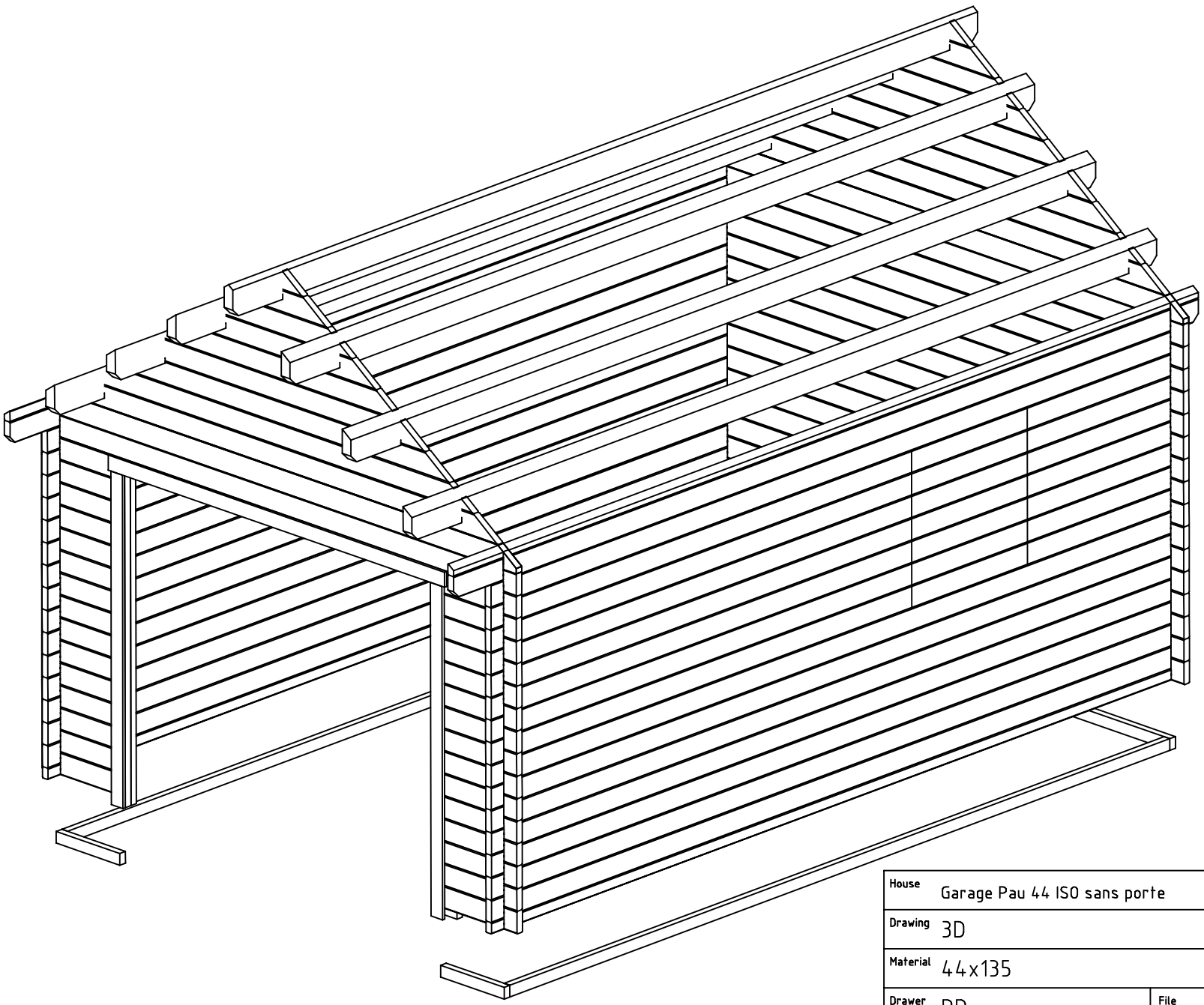

House	Garage Pau 44 ISO sans porte	Sheet	2
Drawing	3D	Scale	
Material	44x135	Date	22.05.2020
Drawer	RP	File	Garage Pau 44 ISO sans porte 3D.dwg

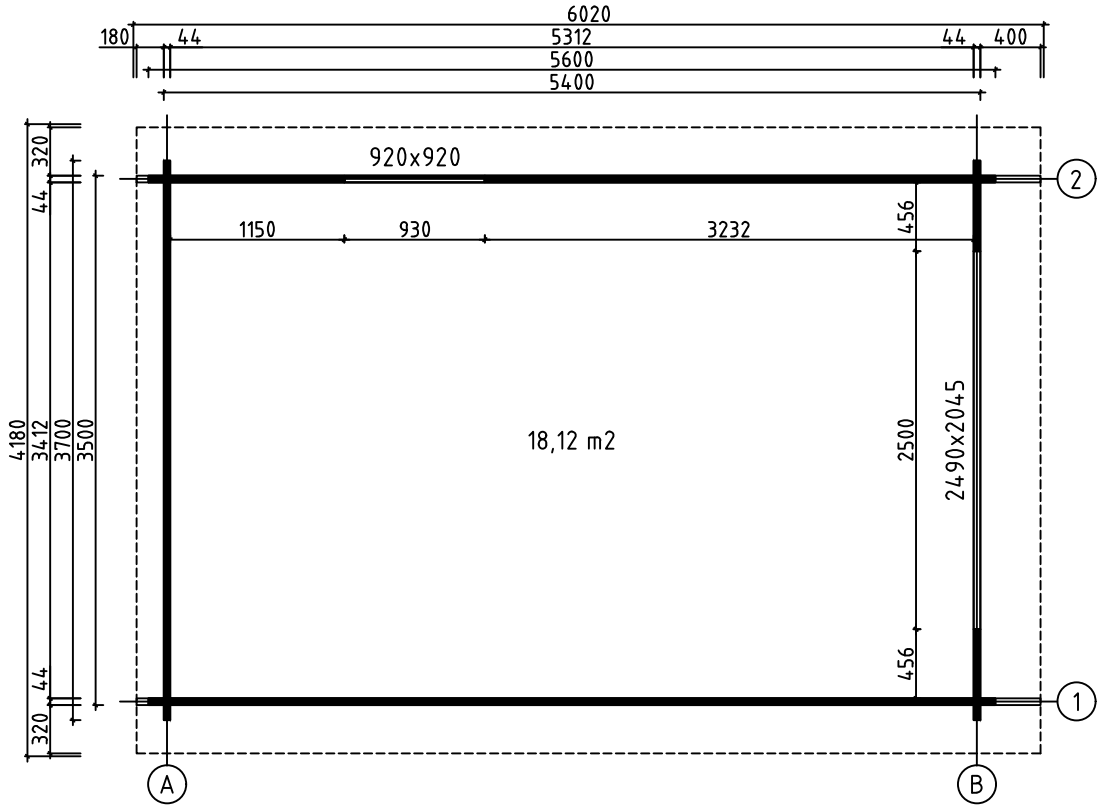

House	Garage Pau 44 ISO sans porte	Sheet	3
Drawing	PLAN DE MASSE	Scale	1:50
Material	44x135	Date	22.05.2020
Drawer	RP	File	Garage Pau 44 ISO sans porte.dwg



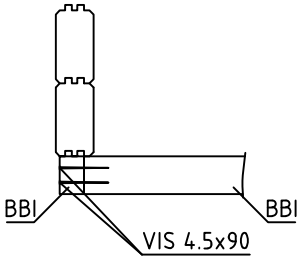

House	Garage Pau 44 ISO sans porte	Sheet	4
Drawing	LAMBOURDES	Scale	1:50
Material	45x70	Date	22.05.2020
Drawer	RP	File	Garage Pau 44 ISO sans porte.dwg

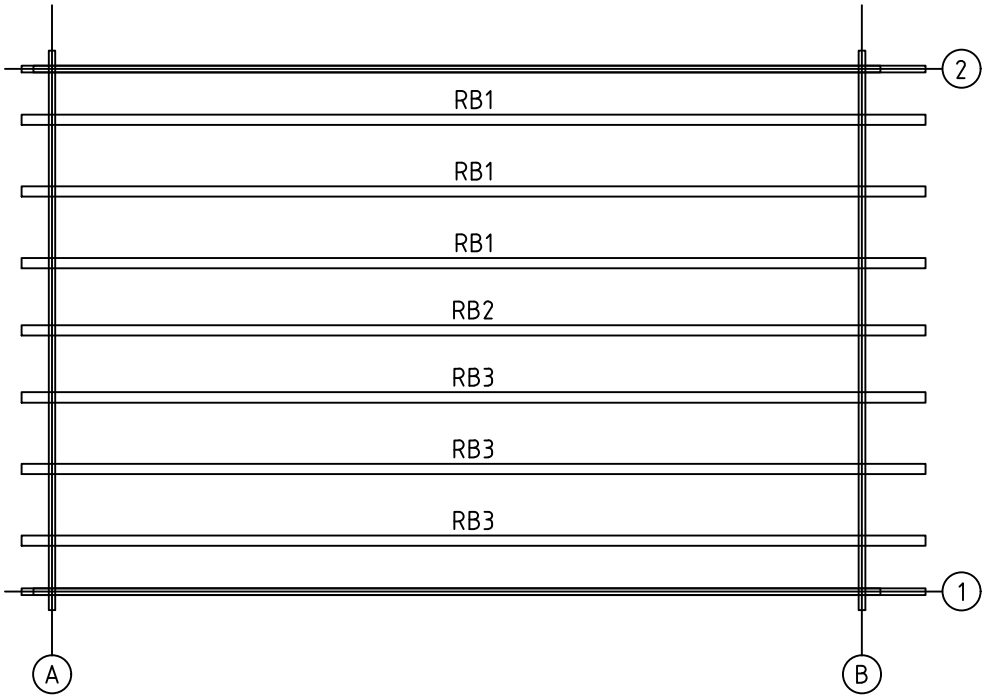

House	Garage Pau 44 ISO sans porte	Sheet	5
Drawing	SOLIVES DE PLAFOND	Scale	1:50
Material	68x190	Date	22.05.2020
Drawer	RP	File	Garage Pau 44 ISO sans porte.dwg

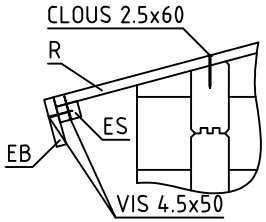

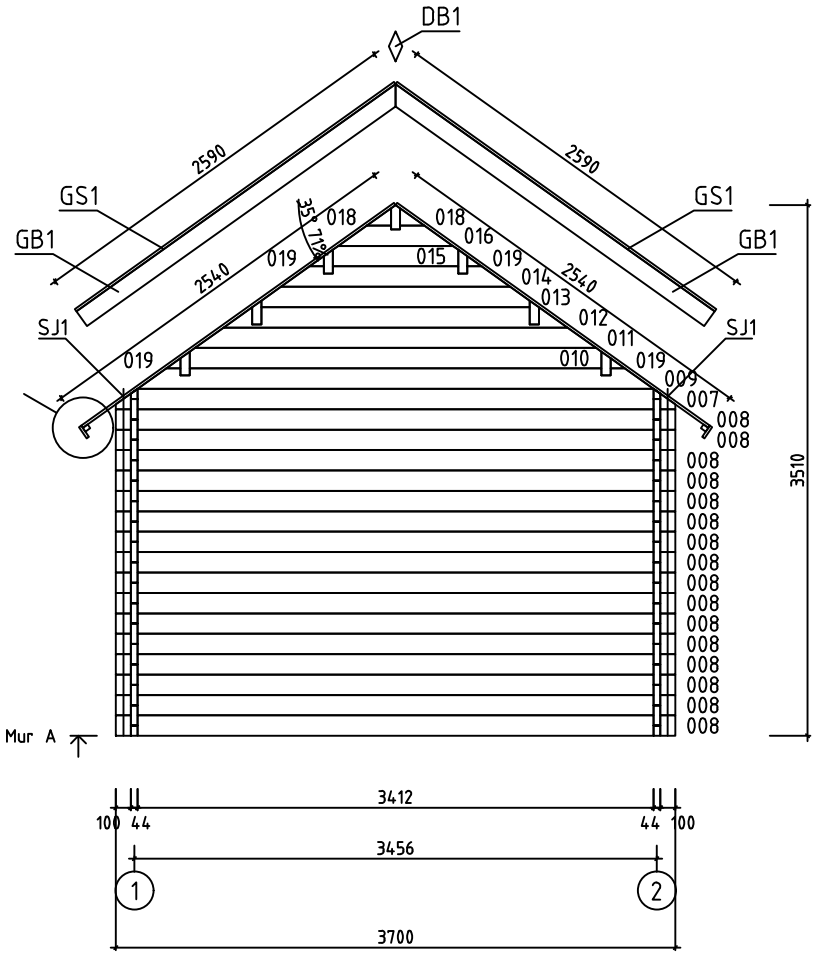

House	Garage Pau 44 ISO sans porte	Sheet	6
Drawing	MUR A	Scale	1:50
Material	44x135	Date	22.05.2020
Drawer	RP	File	Garage Pau 44 ISO sans porte.dwg

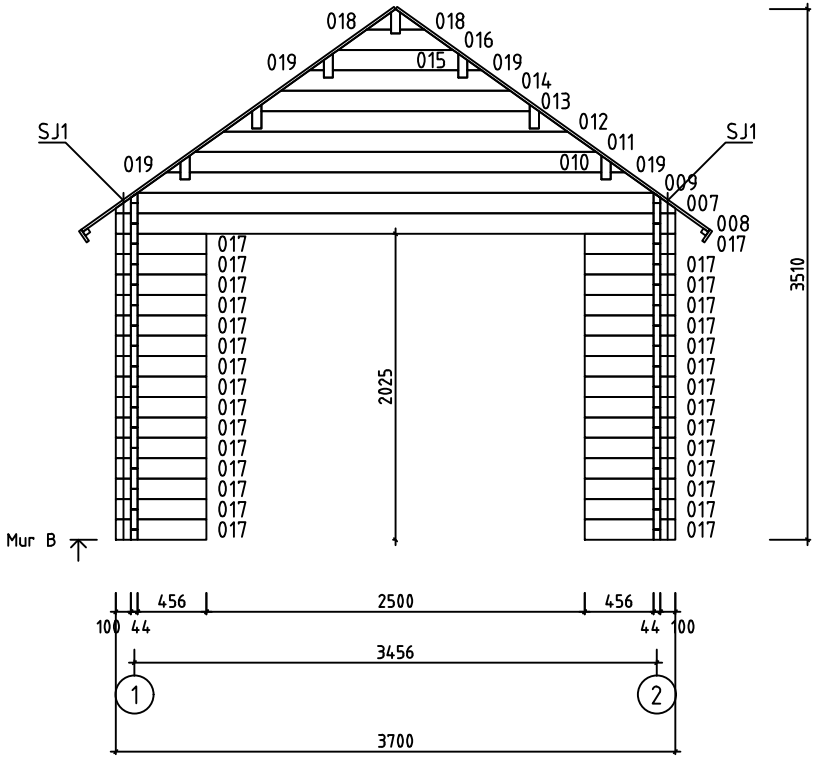
018
018
016
019
015
019
014
013
012
011
019
010
019
009
007
008
017
SJ1
SJ1
019
017
017
017

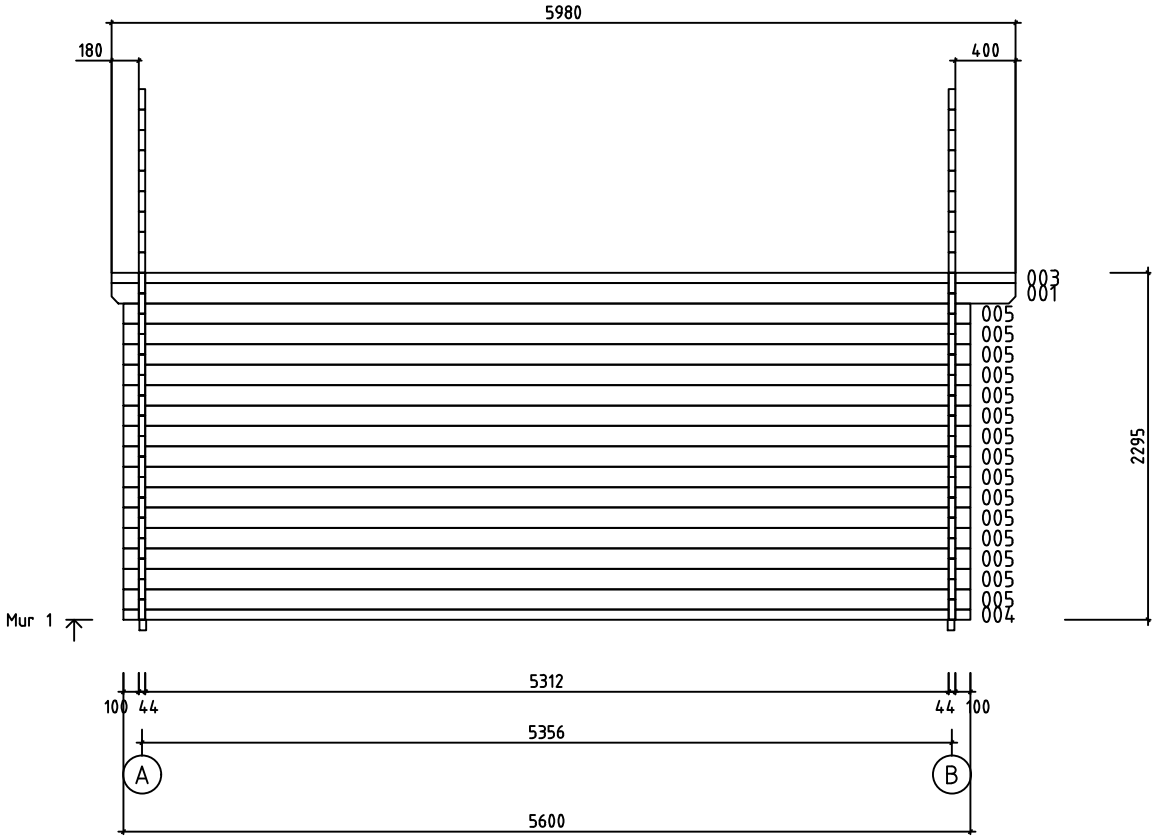

House	Garage Pau 44 ISO sans porte	Sheet	8
Drawing	MUR 1	Scale	1:50
Material	44x135	Date	22.05.2020
Drawer	RP	File	Garage Pau 44 ISO sans porte.dwg

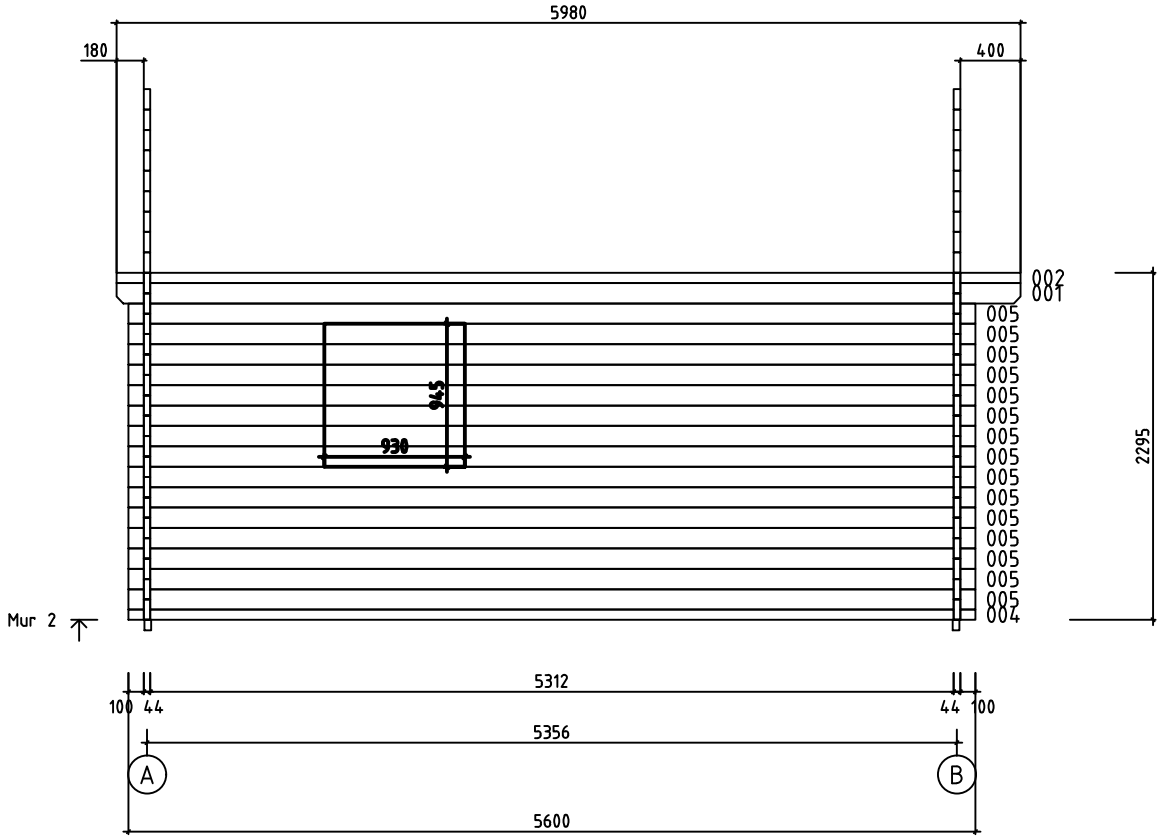

LE POSITIONNEMENT DE LA PORTE DE SERVICE NÉCESSITE LA DÉCOUPE PRÉALABLE DES MADRIERS.
VEILLEZ RESPECTER LES COTES DE DÉCOUPES DANS LES MADRIERS INDIQUÉES SUR LE SCHÉMA.
VOUS POUVEZ POSITIONNER, SELON VOTRE CONVENANCE, LES OUVERTURES DE CHAQUE CÔTÉ
OU À L´ARRIÉRE DU GARAGE

House	Garage Pau 44 ISO sans porte	Sheet	9
Drawing	MUR 2	Scale	1:50
Material	44x135	Date	22.05.2020
Drawer	RP	File	Garage Pau 44 ISO sans porte.dwg

Pos	Spécification	PZS	Profile (mm)	L (mm)
001	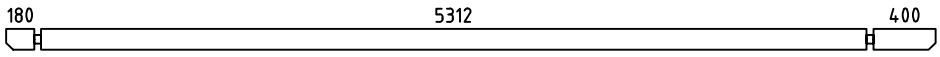	2	44x135	5980
002	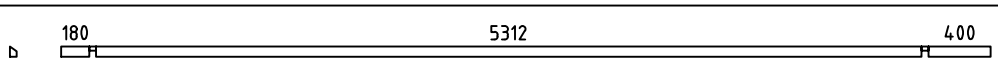	1	44x68	5980
003	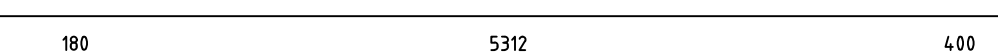	1	44x68	5980
004	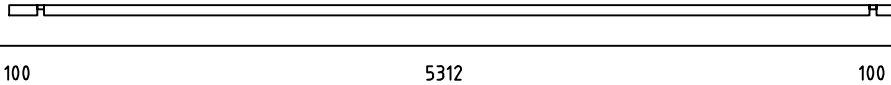	2	44x68	5600
005		30	44x135	5600
006	MADRIER DE RÉSERVE 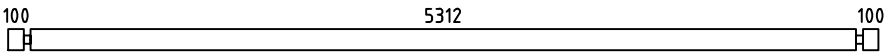	1	44x135	5600
008		17	44x135	3700
017	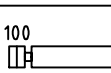	30	44x135	600
WA-1 WB-1	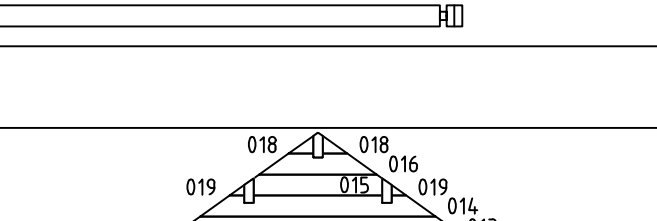	2	44x1329	3700
HB	MADRIERS D´ASSEMBLAGE	2	44x135	300
BBI3	LAMBOURDES  IMM	2	45x70	5300
BBI1	LAMBOURDES  IMM	1	45x70	3490
BBI2	LAMBOURDES IMM	2	45x70	495
FS1	MADRIER DE FIXATION DU MOTEUR ÉLECTRQUE 	1	45x90	3580
RB3	SOLIVES DE PLAFOND 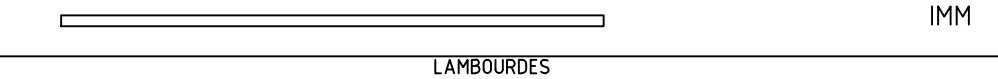	3	68x190	5980
RB1	SOLIVES DE PLAFOND 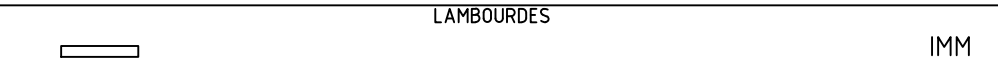	3	68x190	5980
RB2	SOLIVES DE PLAFOND 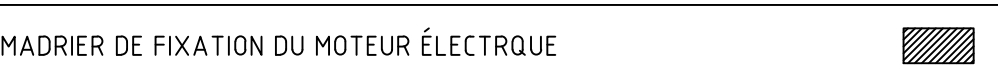	1	68x190	5980
R1	VOLIGES ou	106+2 138+2	18x114 18x88	2540
GB1	PLANCHE DE RIVE 	4	18x120	2590
GS1	BAGUETTES POUR FIXER LES PLANCHES DE RIVE 	4	18x70	2590
EB1	LATTES SOUS VOLIGES 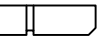	4	18x90	2990
ES1	BAGUETTES POUR FIXER LES LATTES SOUS VOLIGES 	4	30x40	2990
DB1	ELÉMENTS DE DÉCORATION 	2	18x90	200

House	Garage Pau 44 ISO sans porte	Material	File	Garage Pau 44 ISO sans porte.dwg	Sheet	10

Pos	Spécification	PZS	Profile (mm)	L (mm)
LCM	CONNECTEUR MÉTALLIQUE 	2	45	135
SJ1	TIGES FILETÉS 	4	M10	2260
	CLOUS POUR LE REVÉTEMENT DE TOIT	480	⌀2.5	20
	CLOUS POUR R1	700	⌀2.5	60
	VIS POUR LCM	24	⌀3.5	35
	VIS POUR GB1, GS1, EB1, ES1, DB1, L1, L2	110	⌀4.5	50
	VIS POUR 004, FS1, P1, P2, P3, P4 BBI1, BBI2, BBI3	40	⌀4.5	90
	VIS POUR WA-1, WB-1, RB1, RB2, RB3 	60	⌀6.0	160
	REVÉTEMENT DE TOIT 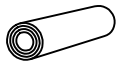	3,0	R = 15m	
	FENÊTRE (droit) AST_KP_PL P 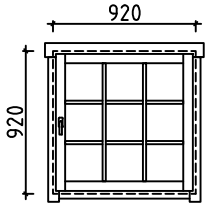 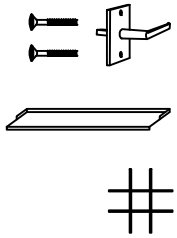	1 1 1 1	920	920

House	Material	File	Sheet
Garage Pau 44 ISO sans porte		Garage Pau 44 ISO sans porte.dwg	11

Pos	Spécification	PZS	Profile (mm)	L (mm)
P1	TRAVERSE HAUTE	1	43x140	2720
P2	MONTANT DU CADRE	2	43x140	2000
P3	MONTANT DU CADRE	1	45x46	2400
P4	MONTANT DU CADRE	2	45x46	2045
L1	TRAVERSE HAUTE	1	18x90	2620
L2	TRAVERSE HAUTE	2	18x90	2000
		1	107x2140	2720

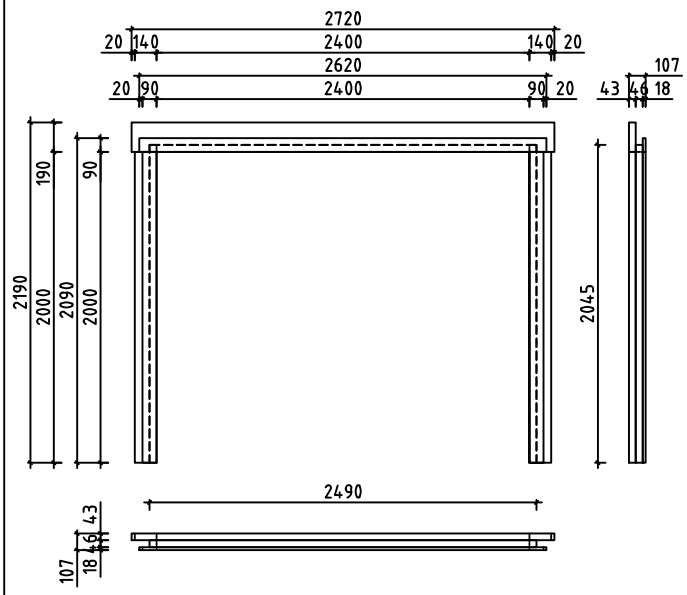

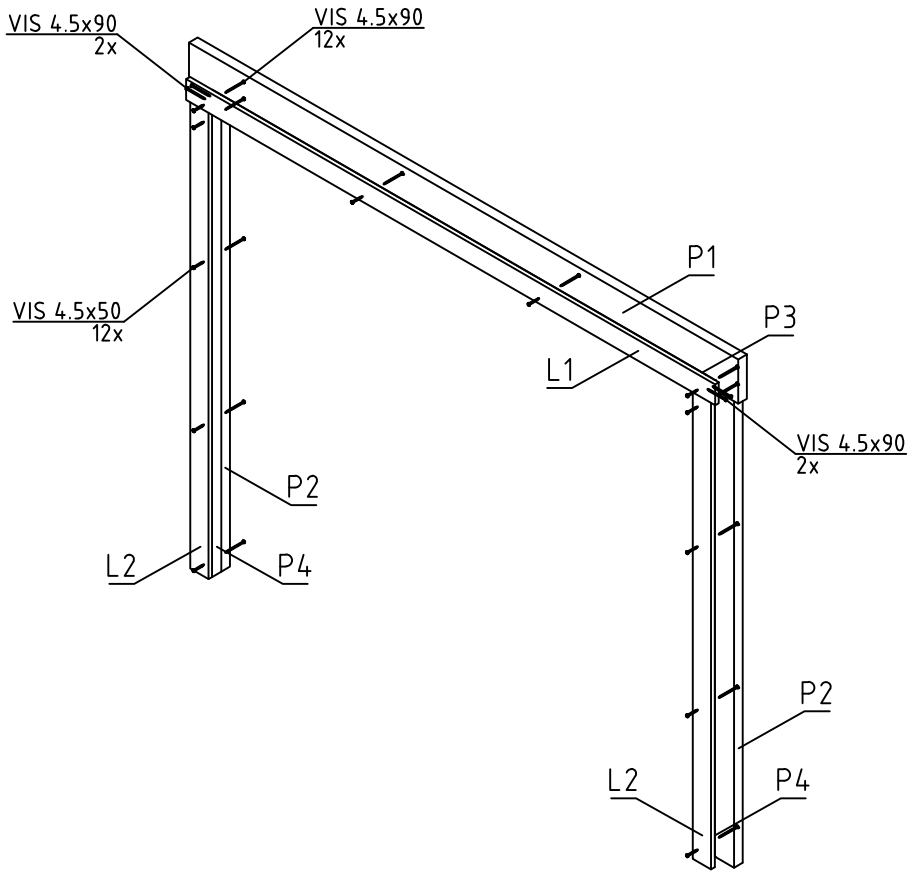

House	Garage Pau 44 ISO sans porte	Material	File	Garage Pau 44 ISO sans porte.dwg	Sheet	12

#001	1,2	5980	2
#002	2	5980	1
#003	1	5980	1
#004	1,2	5600	2
#005	1,2	5600	30
#006		5600	1
#007	A,B	3700	2
#008	A,B	3700	17
#009	A,B	3412	2
#010	A,B	2723	2
#011	A,B	2654	2
#012	A,B	2275	2
#013	A,B	1776	2
#014	A,B	1516	2
#015	A,B	828	2
#016	A,B	758	2
#017	B	600	30
#018	A,B	160	4
#019	A,B	95	8