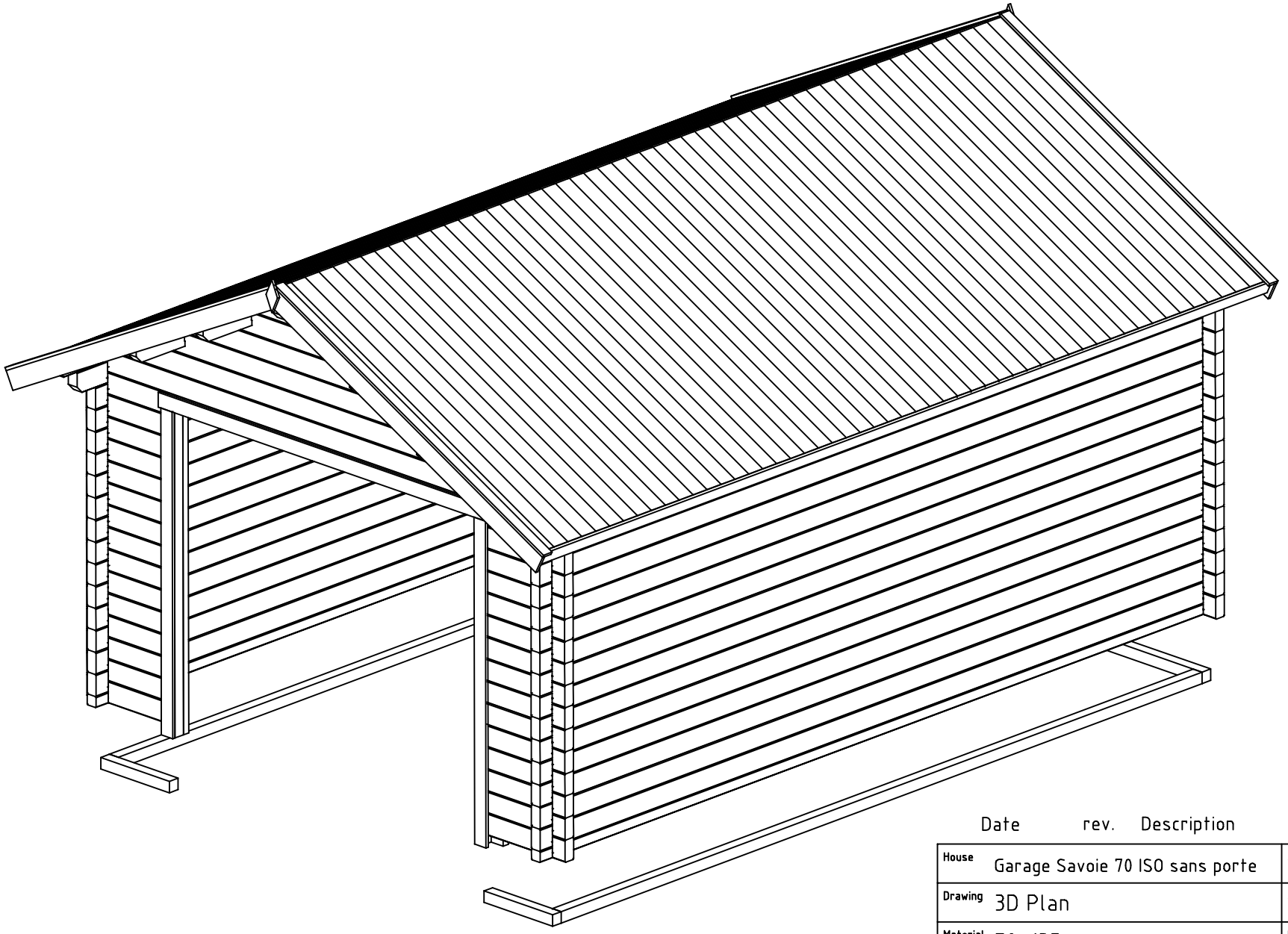

Date	rev.	Description

House	Garage Savoie 70 ISO sans porte	Sheet	1
Drawing	3D Plan	Scale	
Material	70x135	Date	14.12.2017
Drawer	RP	File	Garage Savoie 70 ISO sans porte 3D.dwg

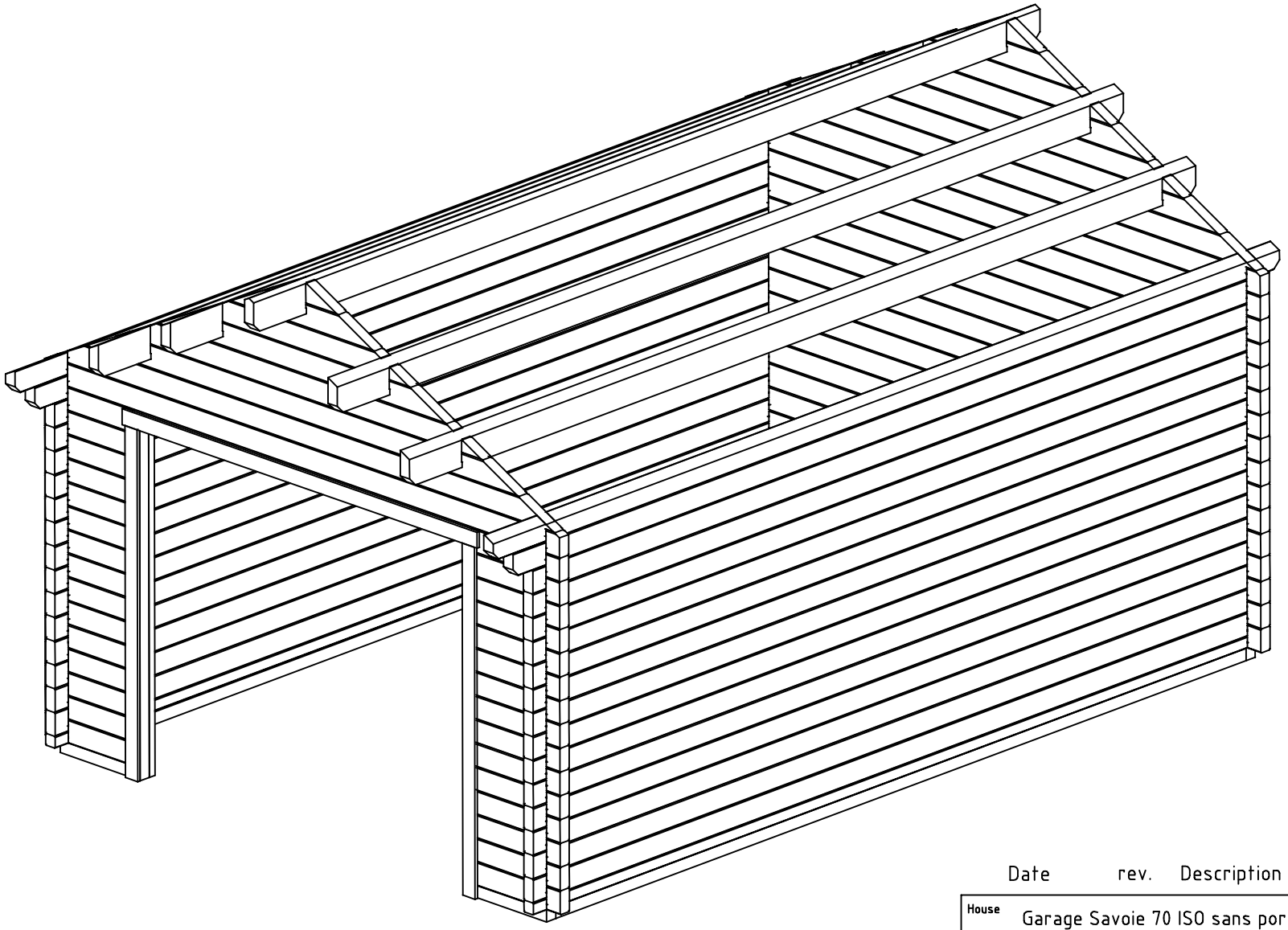

Date	rev.	Description

House	Garage Savoie 70 ISO sans porte	Sheet	2
Drawing	3D Plan	Scale	
Material	70x135	Date	14.12.2017
Drawer	RP	File	Garage Savoie 70 ISO sans porte 3D.dwg

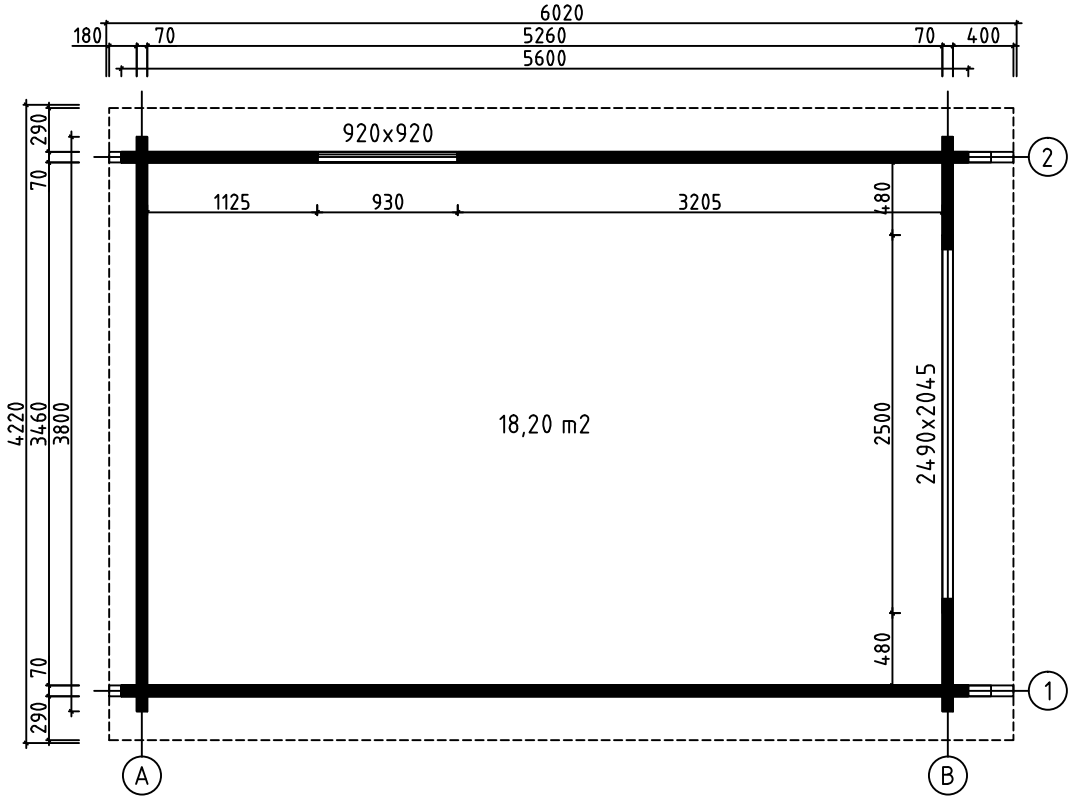

House	Garage Savoie 70 ISO sans porte	Sheet	3
Drawing	PLAN DE MASSE	Scale	1:50
Material	70x135	Date	14.12.2017
Drawer	RP	File	Garage Savoie 70 ISO sans porte.dwg

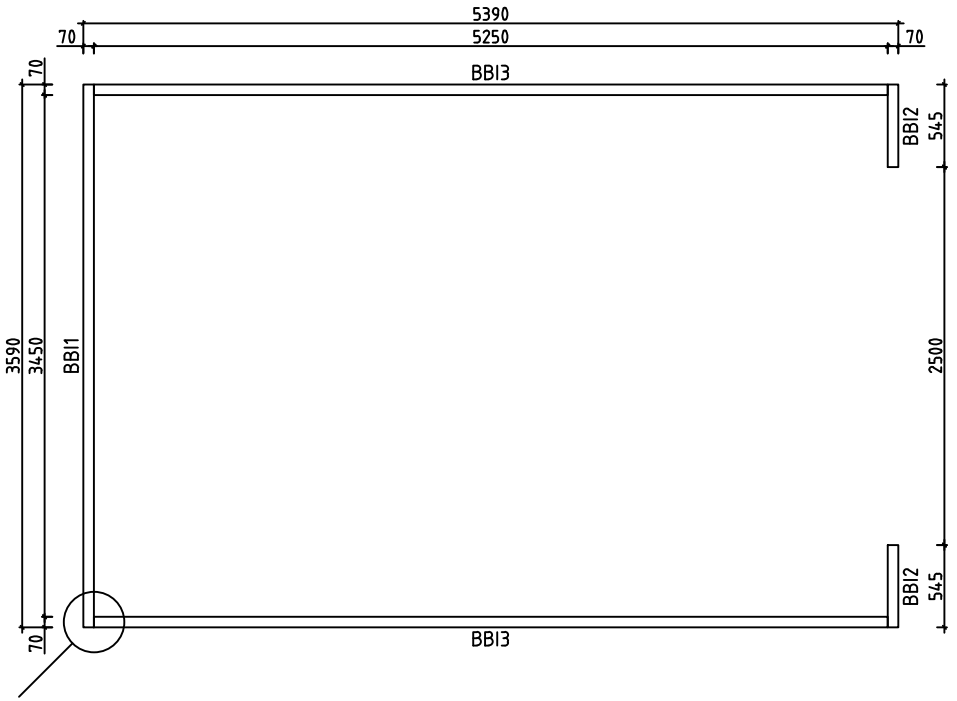

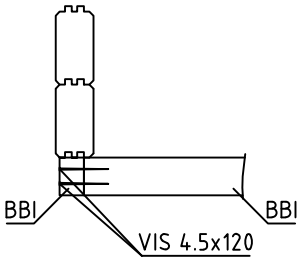

House	Garage Savoie 70 ISO sans porte	Sheet	4
Drawing	LAMBOURDES	Scale	1:50
Material	70x70	Date	14.12.2017
Drawer	RP	File	Garage Savoie 70 ISO sans porte.dwg

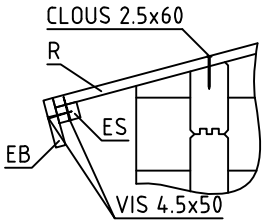

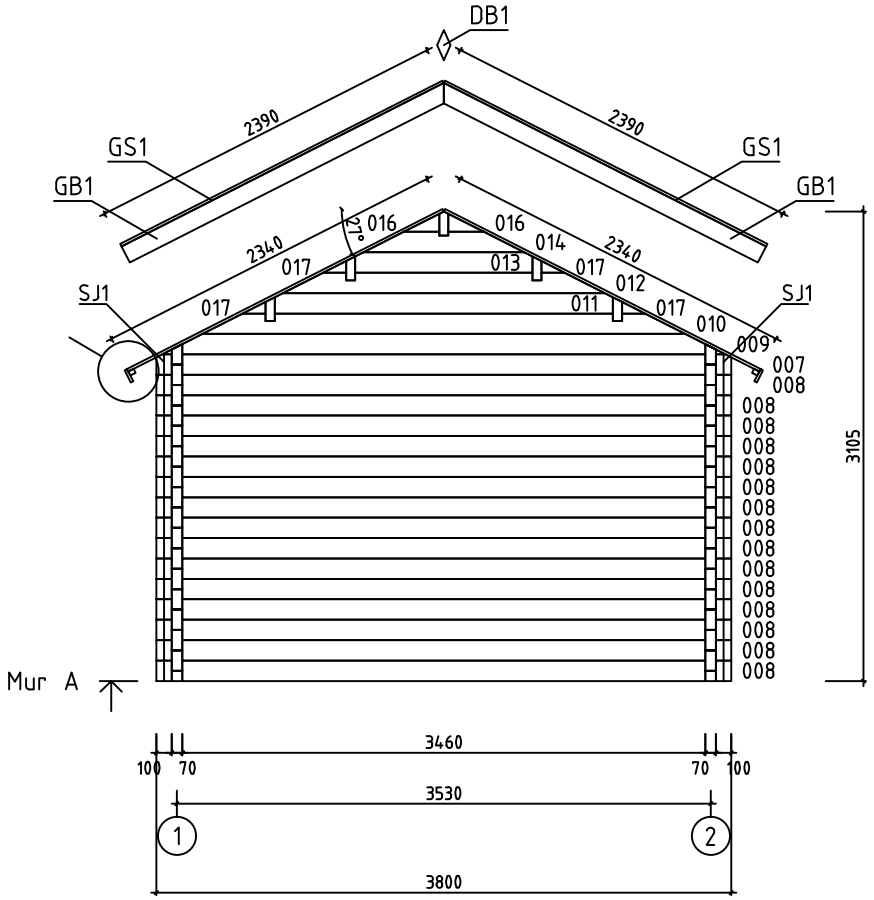

House	Garage Savoie 70 ISO sans porte	Sheet	5
Drawing	MUR A	Scale	1:50
Material	70x135	Date	14.12.2017
Drawer	RP	File	Garage Savoie 70 ISO sans porte.dwg

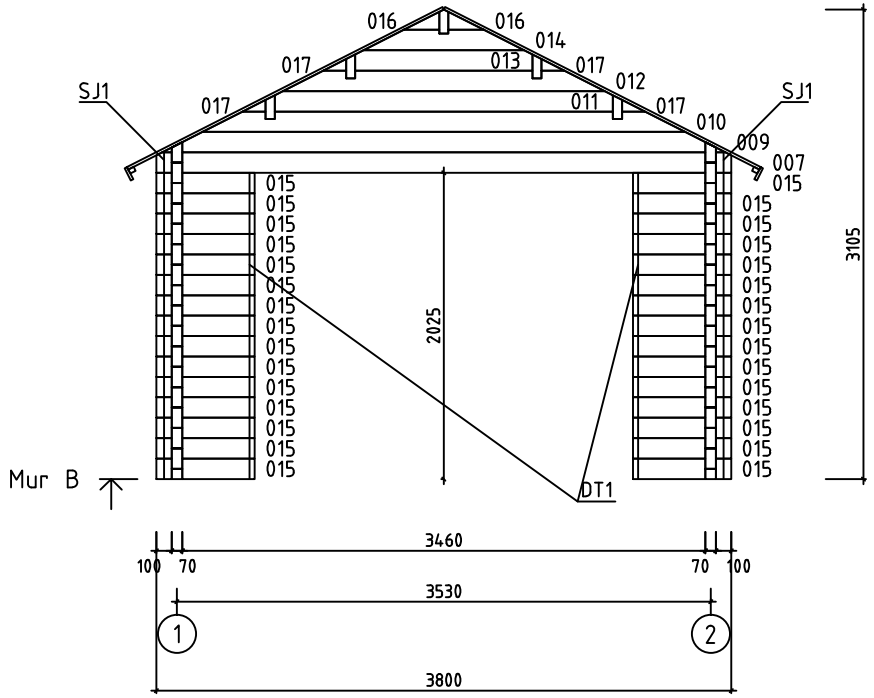

House	Garage Savoie 70 ISO sans porte	Sheet	6
Drawing	MUR B	Scale	1:50
Material	70x135	Date	14.12.2017
Drawer	RP	File	Garage Savoie 70 ISO sans porte.dwg

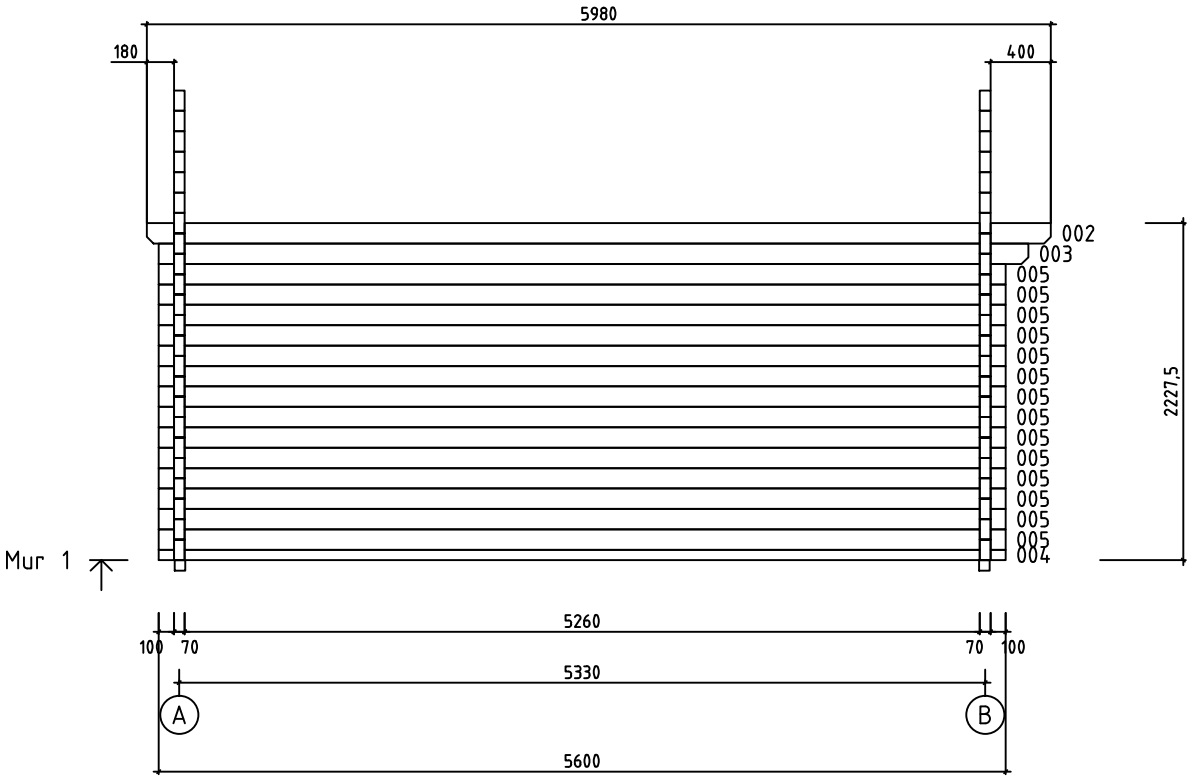

House	Garage Savoie 70 ISO sans porte	Sheet	7
Drawing	MUR 1	Scale	1:50
Material	70x135	Date	14.12.2017
Drawer	RP	File	Garage Savoie 70 ISO sans porte.dwg

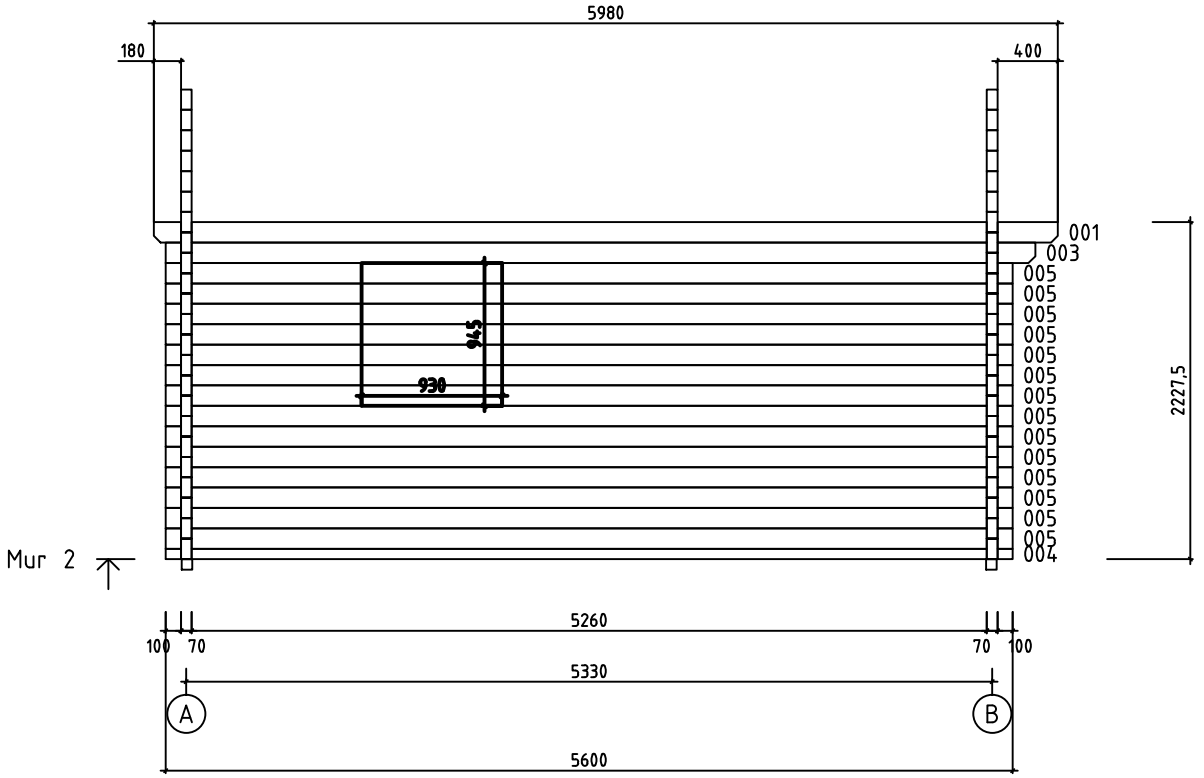

LE POSITIONNEMENT DE LA PORTE DE SERVICE NÉCESSITE LA DÉCOUPE PRÉALABLE DES MADRIERS.
VEILLEZ RESPECTER LES COTES DE DÉCOUPES DANS LES MADRIERS INDIQUÉES SUR LE SCHÉMA.
VOUS POUVEZ POSITIONNER, SELON VOTRE CONVENANCE, LES OUVERTURES DE CHAQUE CÔTÉ
OU À L´ARRIÉRE DU GARAGE

House	Garage Savoie 70 ISO sans porte	Sheet	8
Drawing	MUR 2	Scale	1:50
Material	70x135	Date	14.12.2017
Drawer	RP	File	Garage Savoie 70 ISO sans porte.dwg

Pos	Spécification	PZS	Profile (mm)	L (mm)
001	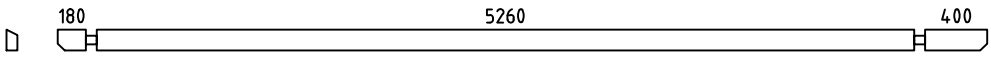	1	70x135	5980
002	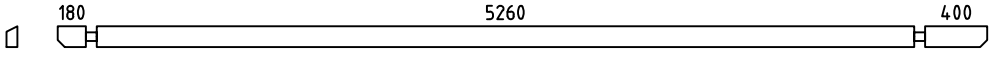	1	70x135	5980
003	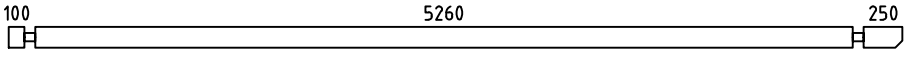	2	70x135	5750
004	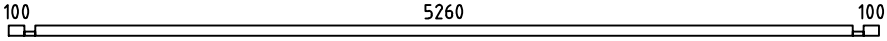	2	70x68	5600
005	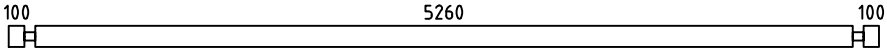	28	70x135	5600
006	MADRIER DE RÉSERVE 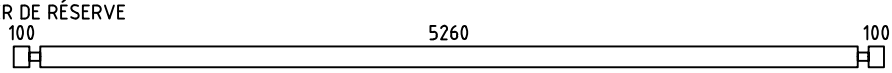	1	70x135	5600
008	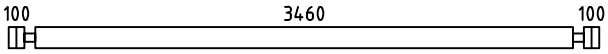	15	70x135	3800
015	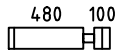	30	70x135	650
WA-1 WB-1	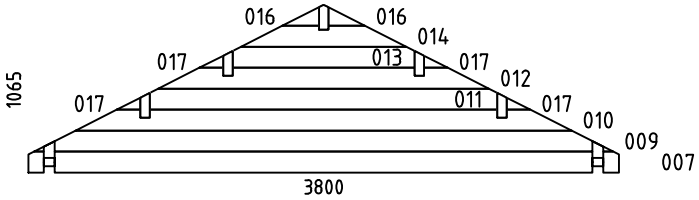	2	70x1065	3800
HB	MADRIERS D´ASSEMBLAGE 	2	70x135	300
BBI3	LAMBOURDES IMM	2	70x70	5250
BBI1	LAMBOURDES IMM	1	70x70	3590
BBI2	LAMBOURDES IMM	2	70x70	545
FS1	MADRIER DE FIXATION DU MOTEUR ÉLECTRQUE 	2	45x90	4000
RB3	SOLIVES DE PLAFOND 	2	68x190	5980
RB1	SOLIVES DE PLAFOND 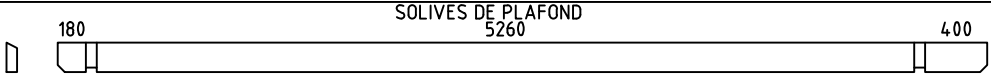	2	68x190	5980
RB2	SOLIVES DE PLAFOND 	1	68x190	5980
R1	VOLIGES  ou	106+2 138+2	18x114 18x88	2340
GB1	PLANCHE DE RIVE 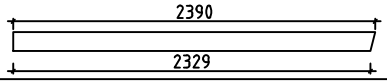	4	18x120	2390
GS1	BAGUETTES POUR FIXER LES PLANCHES DE RIVE 	4	18x70	2390
EB1	LATTES SOUS VOLIGES 	4	18x90	2990
ES1	BAGUETTES POUR FIXER LES LATTES SOUS VOLIGES 	4	30x40	2990
DB1	ELÉMENTS DE DÉCORATION 	2	18x90	200

House	Garage Savoie 70 ISO sans porte	Material		File	Garage Savoie 70 ISO sans porte.dwg	Sheet	9

Pos	Spécification	PZS	Profile (mm)	L (mm)
DT1	TASSEAU DE FIXATION POUR PORTES	2	18x25	1990
SJ1	TIGES FILETÉS	4	M10	2190
LCM	CONNECTEUR MÉTALLIQUE	2	45	135
	CLOUS POUR LE REVÉTEMENT DE TOIT	480	ϕ2.5	20
	CLOUS POUR R1	560	ϕ2.5	60
	VIS POUR LCM	24	ϕ3.5	35
	VIS POUR GB1, GS1, EB1, ES1, DB1, L1, L2	110	ϕ4.5	50
	VIS POUR 004, FS1, P1, P2, P3, P4	50	ϕ4.5	90
	VIS POUR BBI1, BBI2, BBI3	10	ϕ5.0	120
	VIS POUR WA-1, WB-1, RB1, RB2, RB3	40	ϕ6.0	160
	REVÉTEMENT DE TOIT	3,0	R = 15m	
	FENÉTRE (droit) ORT_ECO P	1	920	920
		1		
		1		
		1		

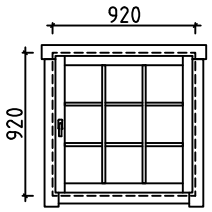

House	Garage Savoie 70 ISO sans porte	Material	File	Garage Savoie 70 ISO sans porte.dwg	Sheet	10

Pos	Spécification	PZS	Profile (mm)	L (mm)
P1	TRAVERSE HAUTE	1	43x190	2720
P2	MONTANT DU CADRE	2	43x140	2000
P3	MONTANT DU CADRE	1	45x70	2400
P4	MONTANT DU CADRE	2	45x70	2045
L1	TRAVERSE HAUTE	1	18x90	2620
L2	TRAVERSE HAUTE	2	18x90	2000
	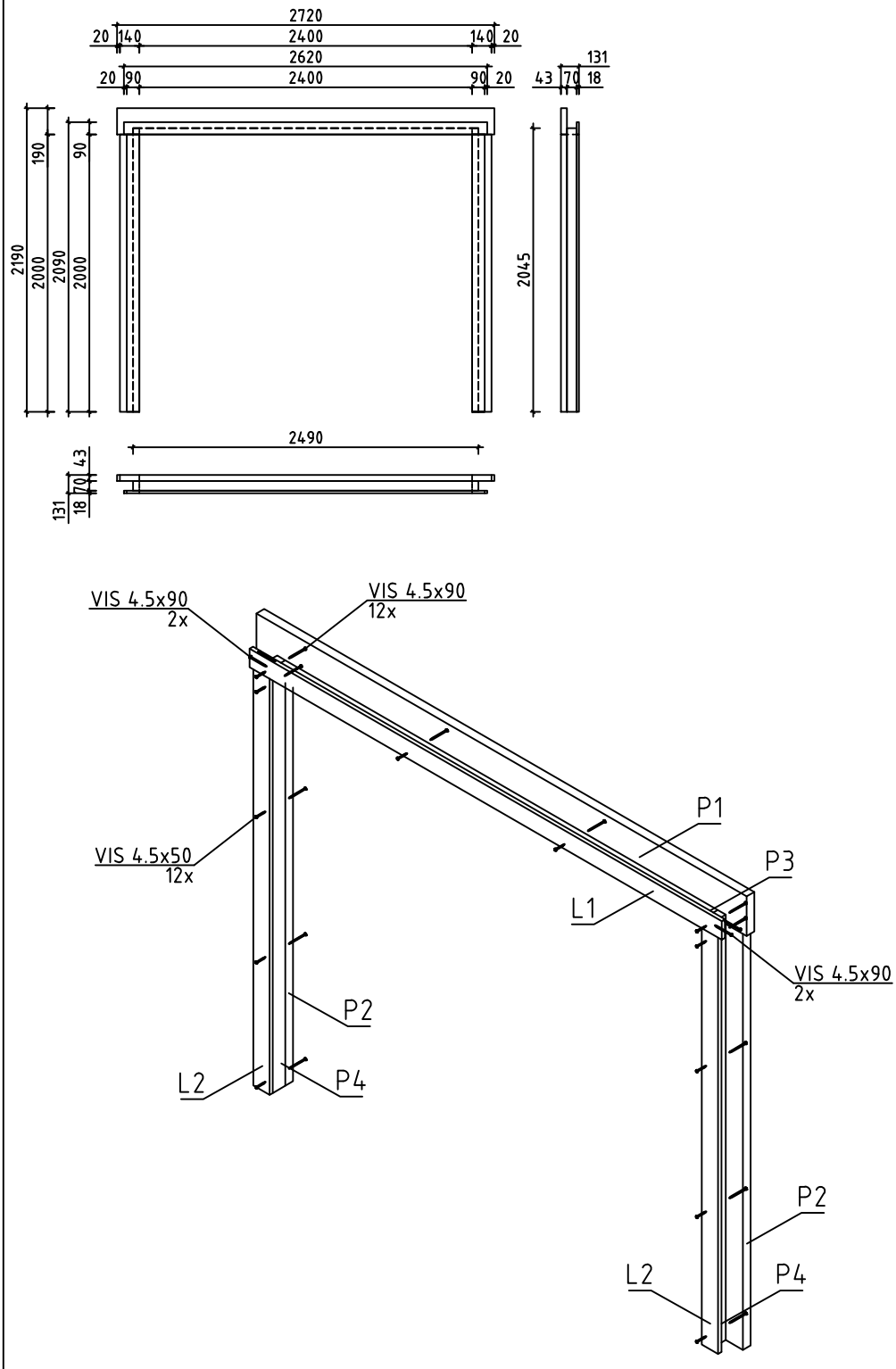	1	131x2190	2720

House	Garage Savoie 70 ISO sans porte	Material	File	Garage Savoie 70 ISO sans porte.dwg	Sheet	11

#001	2	5980	1
#002	1	5980	1
#003	1,2	5750	2
#004	1,2	5600	2
#005	1,2	5600	28
#006		5600	1
#007	A,B	3800	2
#008	A	3800	15
#009	A,B	3726	2
#010	A,B	3194	2
#011	A,B	2236	2
#012	A,B	2129	2
#013	A,B	1172	2
#014	A,B	1065	2
#015	B	650	30
#016	A,B	236	4
#017	A,B	153	8