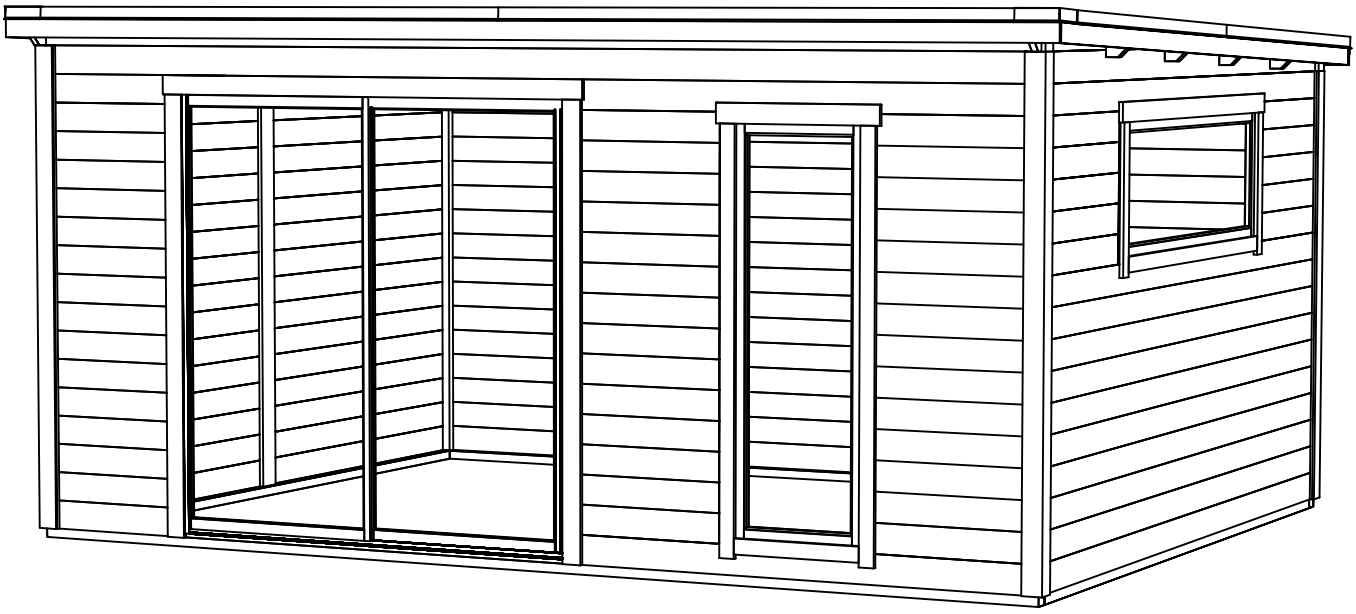

Name-Name-Nom 2819830	Page-Seite-Page 1
View-Aussicht-Vue 3D	Scale-Maßstab-Echelle 1:40
Material-Material-Matériel 28x135	Date-Datum-Date 10.08.2023
Drafter-Zeichner-Rédacteur EJ	File

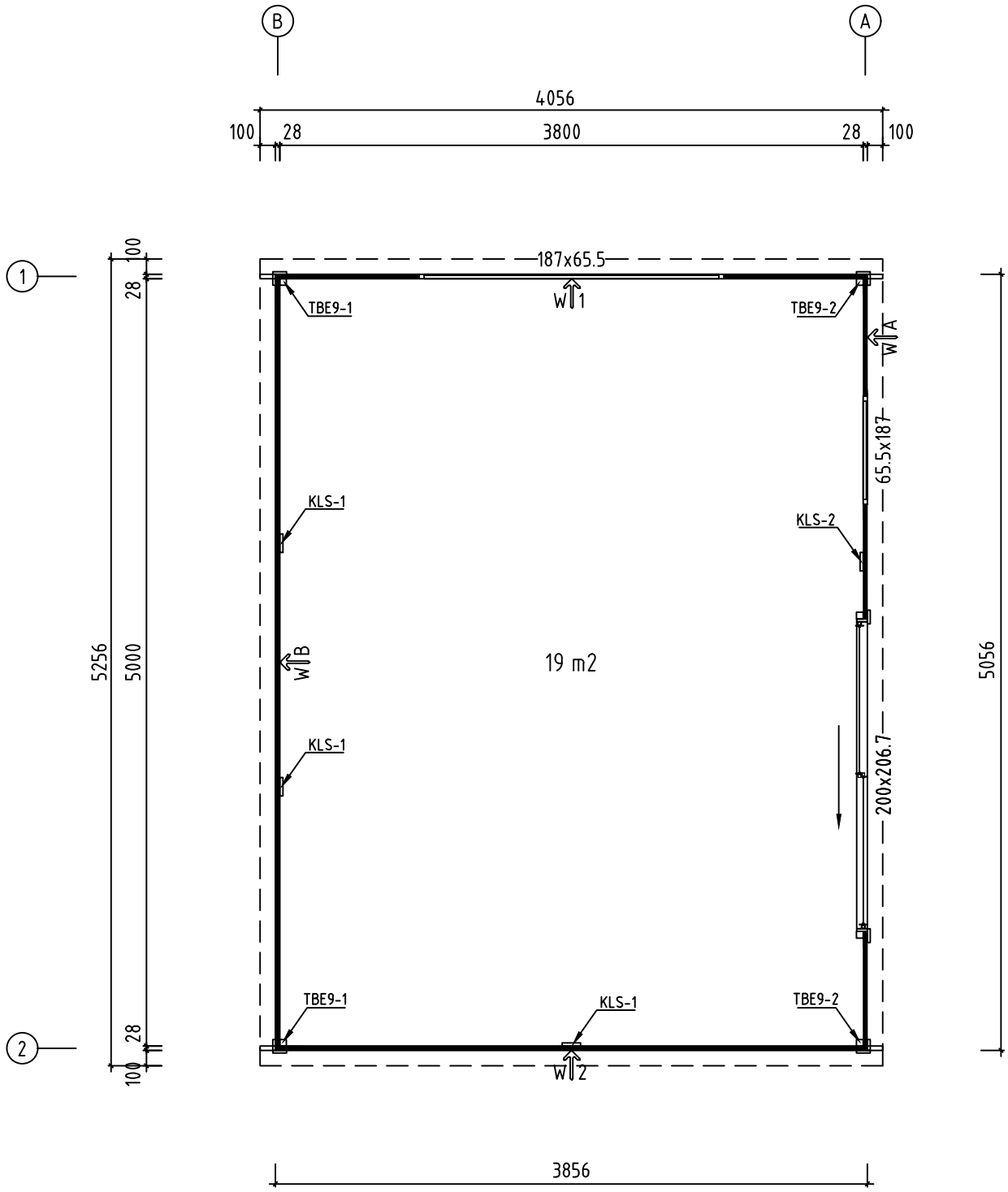

Name-Name-Nom: 2819830	Page-Seite-Page: 2
View-Aussicht-Vue: GROUNDPLAN - GRUNDPLAN - PLAN DE MASSE	Scale-Maßstab-Echelle: 1:40
Material-Material-Matériel: 28x135	Date-Datum-Date: 10.08.2023
Drafter-Zeichner-Rédacteur: EJ	File:

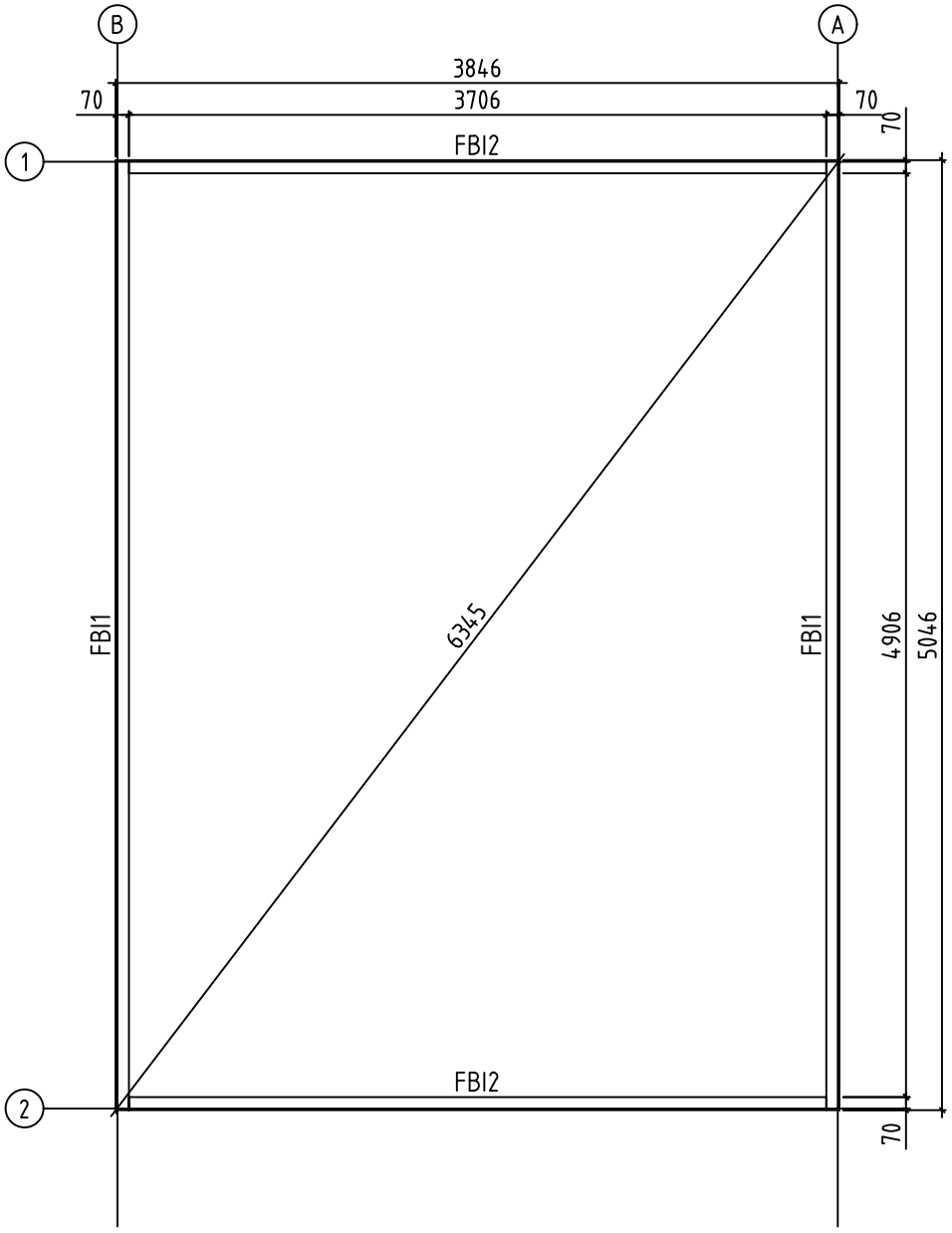

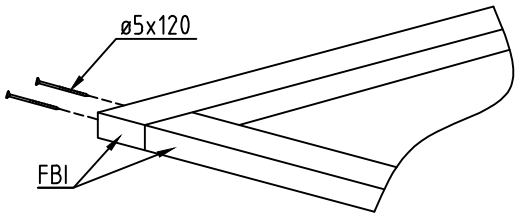

Name-Name-Nom 2819830	Page-Seite-Page 3
View-Aussicht-Vue FOUNDATION - FUNDAMENT - FONDATION	Scale-Maßstab-Echelle 1:40
Material-Material-Matériel 28x135	Date-Datum-Date 10.08.2023
Drafter-Zeichner-Rédacteur EJ	File

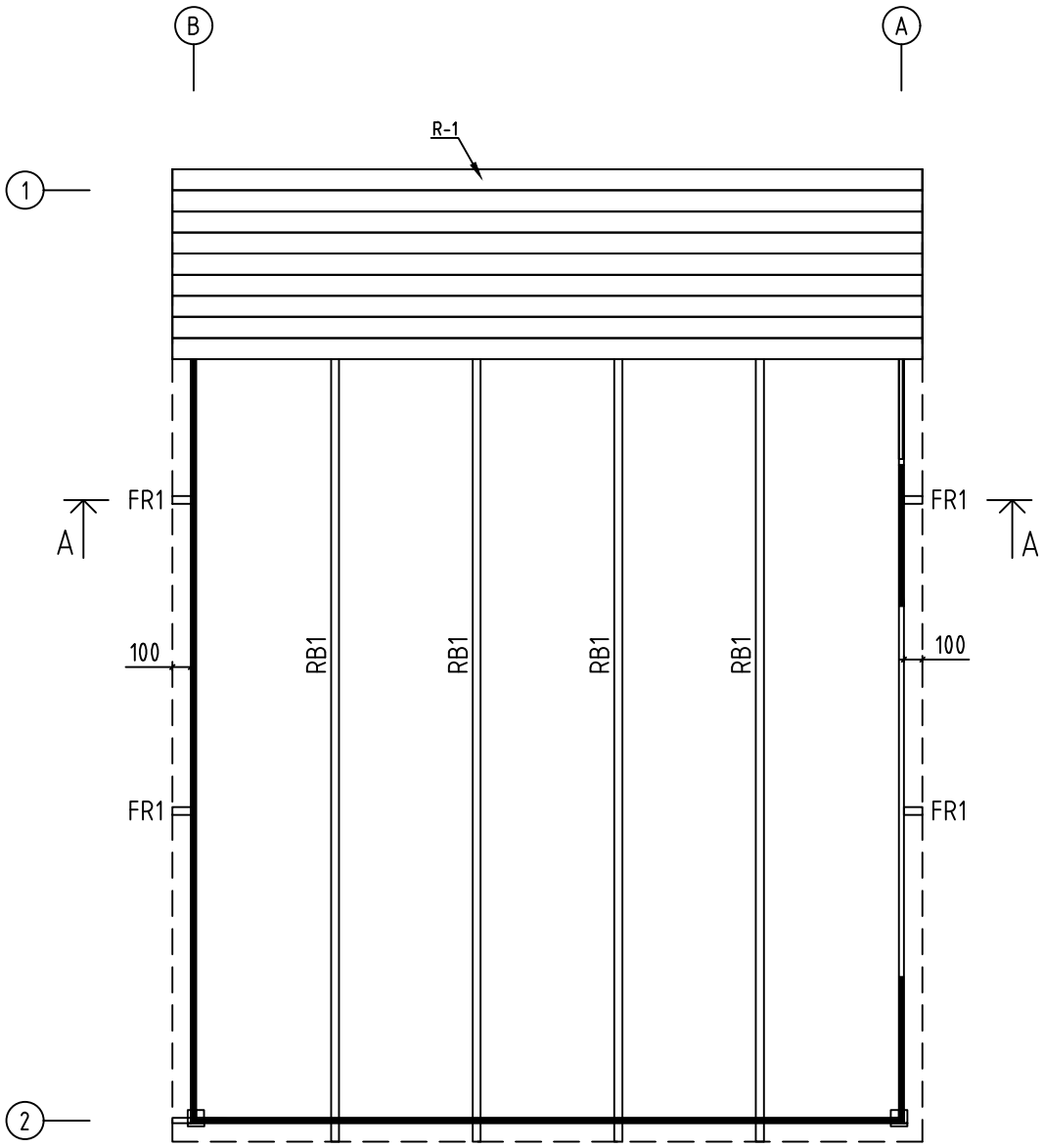

A-A

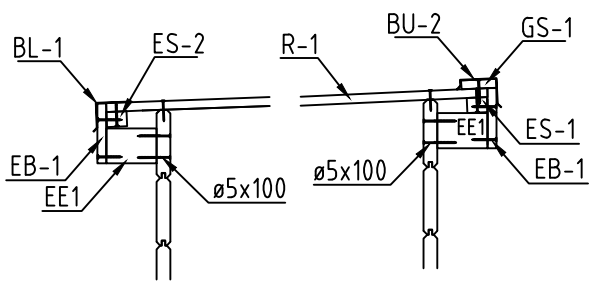

Name-Name-Nom 2819830	Page-Seite-Page 4
View-Aussicht-Vue ROOF PLAN-DACH-PLAN-PLAN DU TOIT	Scale-Maßstab-Echelle 1:40
Material-Material-Matériel 28x135	Date-Datum-Date 10.08.2023
Drafter-Zeichner-Rédacteur EJ	File

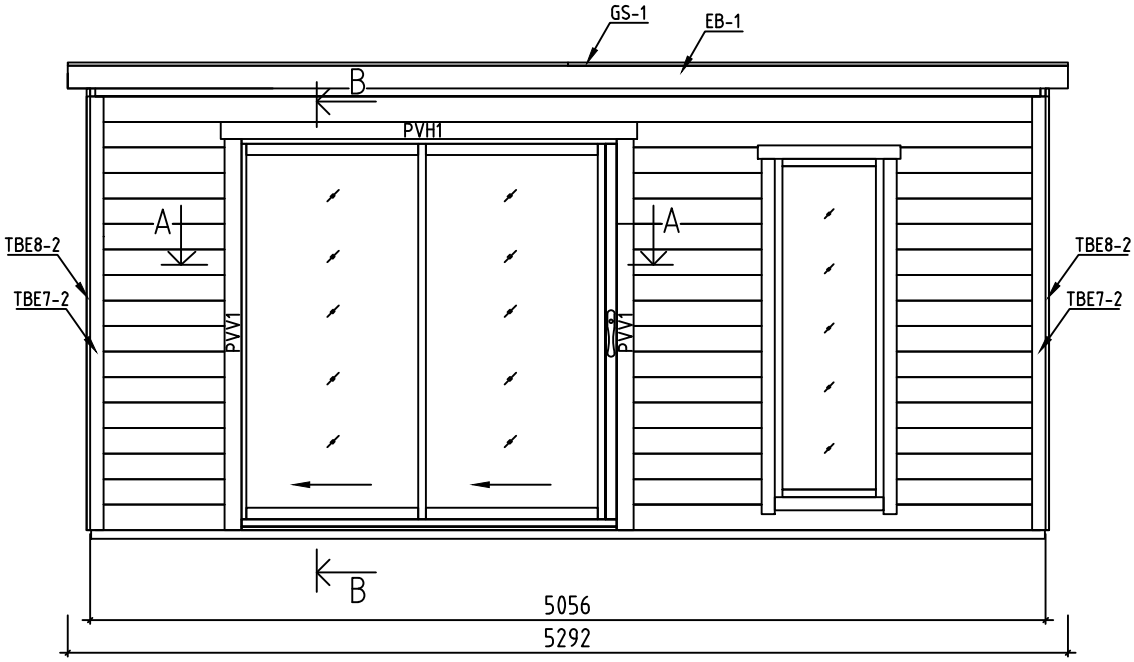

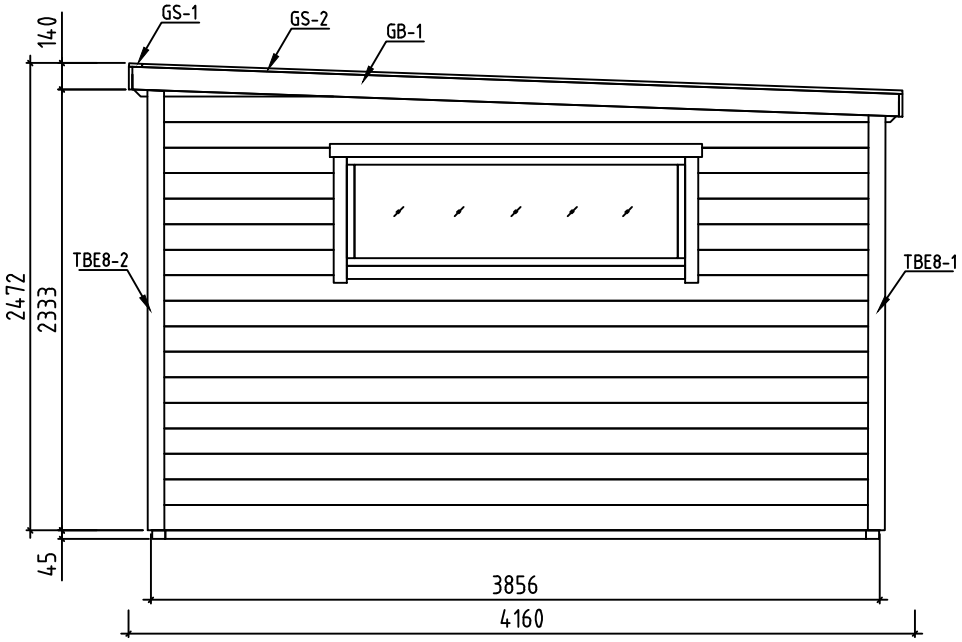

B-B

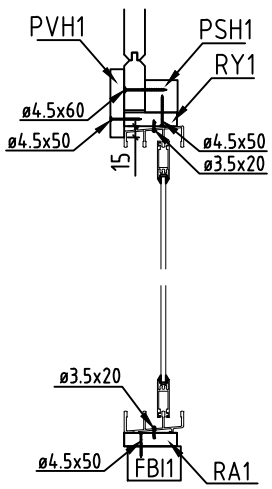

A-A

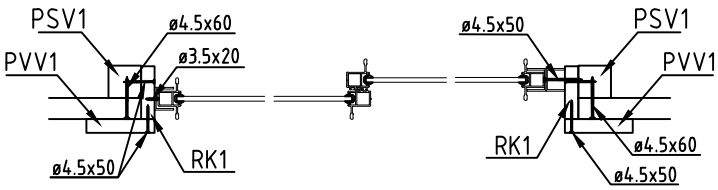

Name-Name-Nom 2819830	Page-Seite-Page 5
View-Aussicht-Vue VIEWS-ANSICHTEN-VUE DES MURS	Scale-Maßstab-Echelle 1:40
Material-Material-Matériel 28x135	Date-Datum-Date 10.08.2023
Drafter-Zeichner-Rédacteur EJ	File

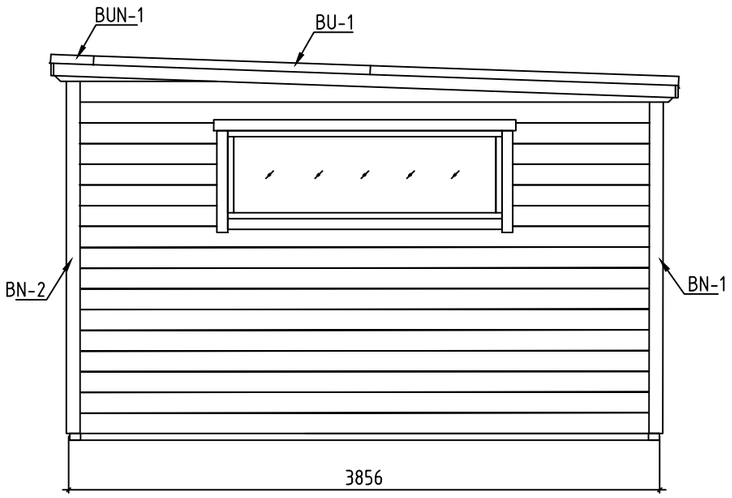

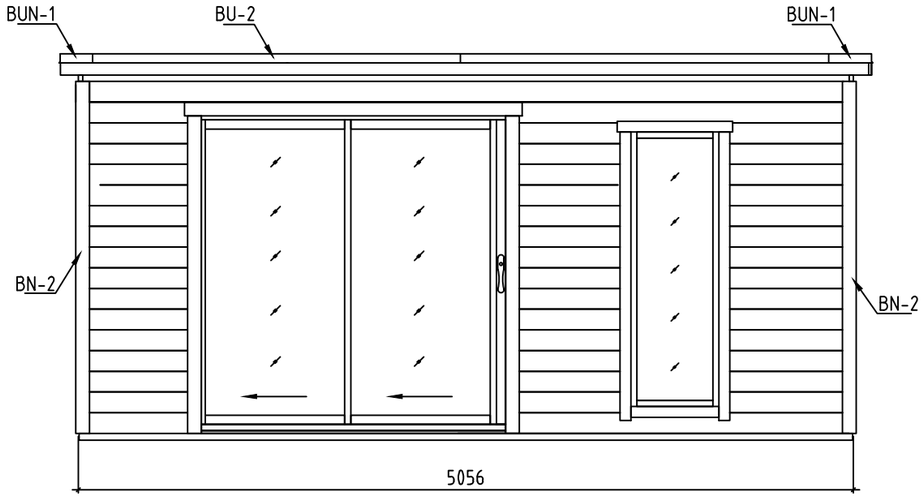

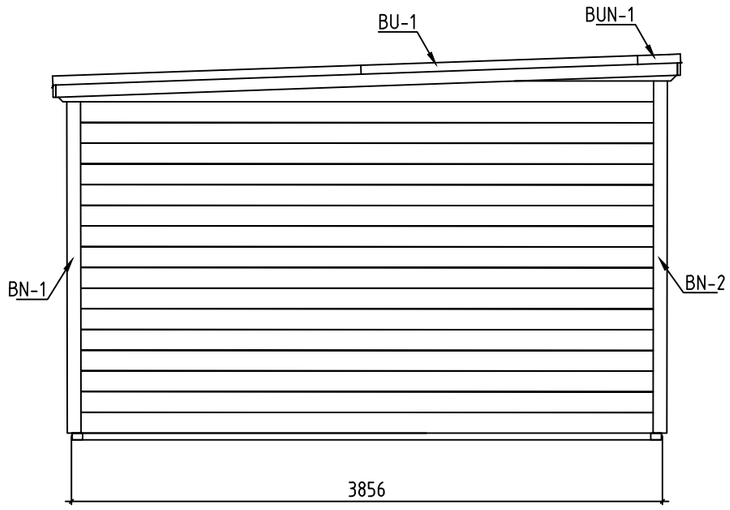

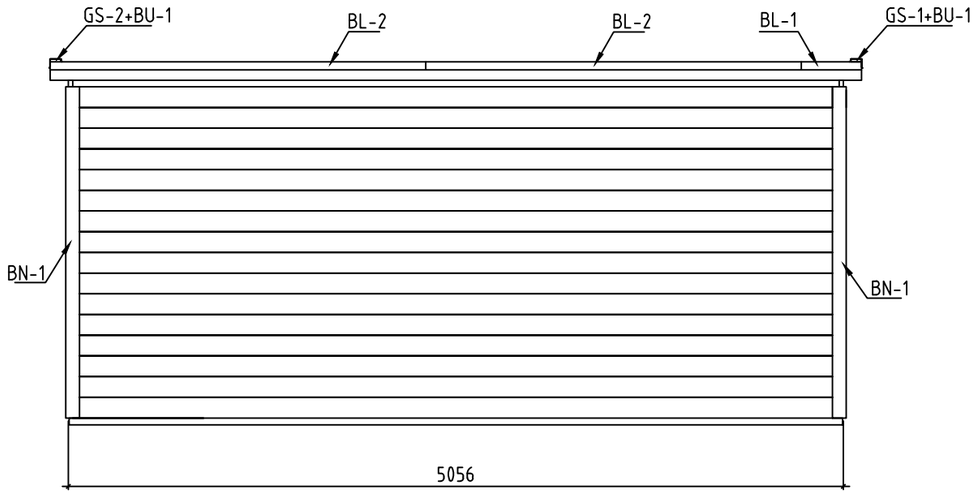

Name-Name-Nom: 2819830	Page-Seite-Page: 6
View-Aussicht-Vue: VIEWS-ANSICHTEN-VUE DES MURS	Scale-Maßstab-Echelle: 1:40
Material-Material-Matériel: 28x135	Date-Datum-Date: 10.08.2023
Drafter-Zeichner-Rédacteur: EJ	File:

OP-1

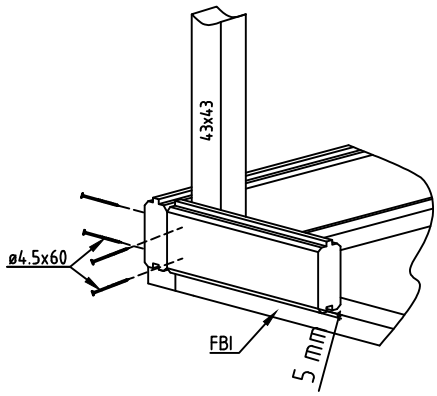

A-A

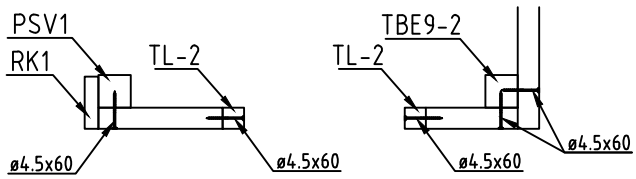

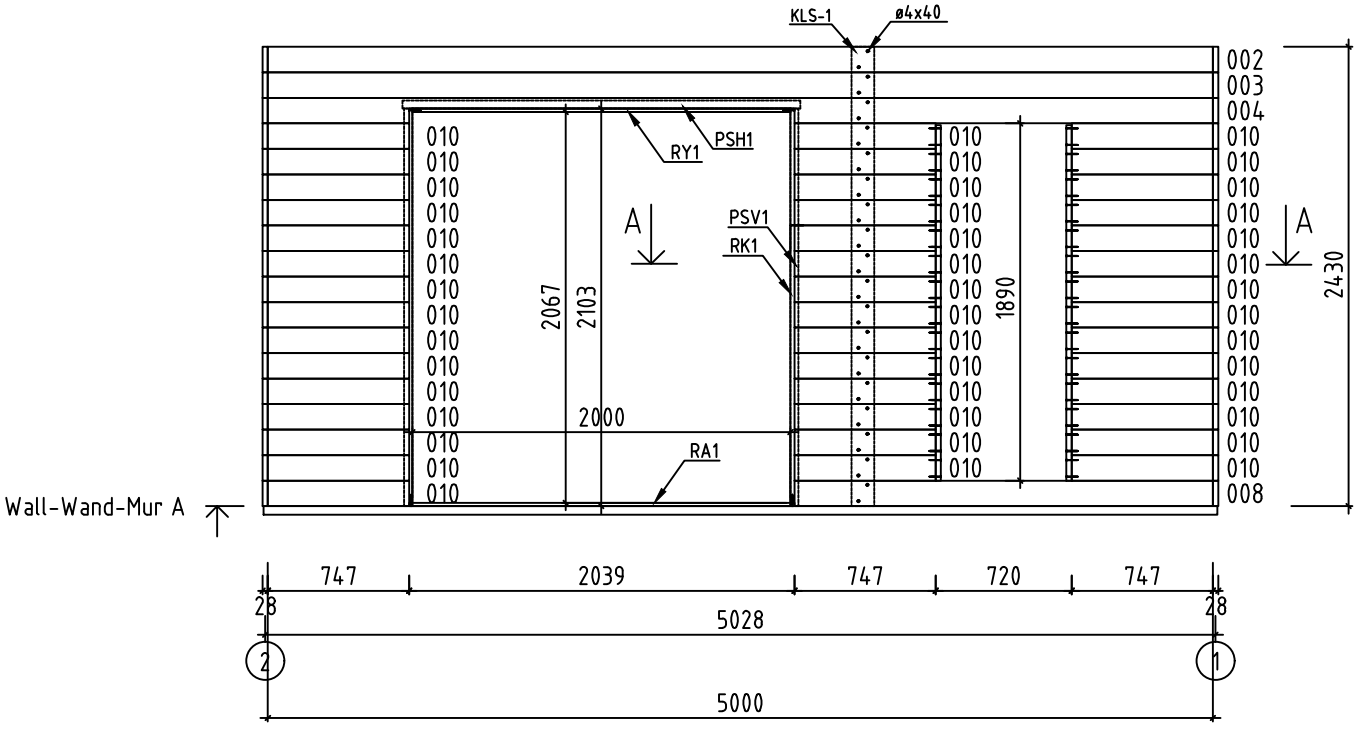

OP-2

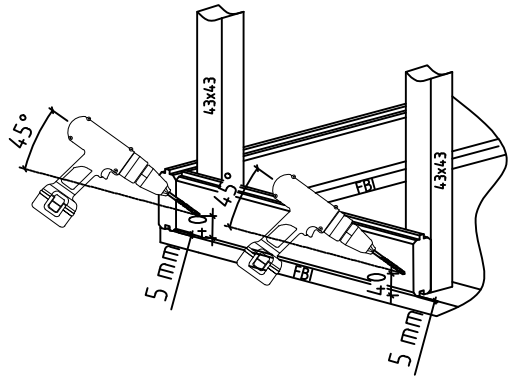

OP-3

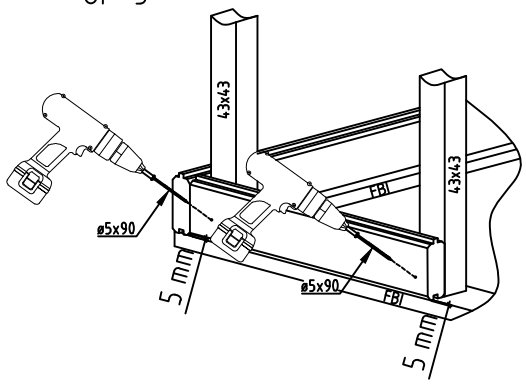

Name-Name-Nom: 2819830	Page-Seite-Page: 7
View-Aussicht-Vue: Wall-Wand-Mur A	Scale-Maßstab-Echelle: 1:40
Material-Material-Matériel: 2.8x13.5	Date-Datum-Date: 10.08.2023
Drafter-Zeichner-Rédacteur: EJ	File:

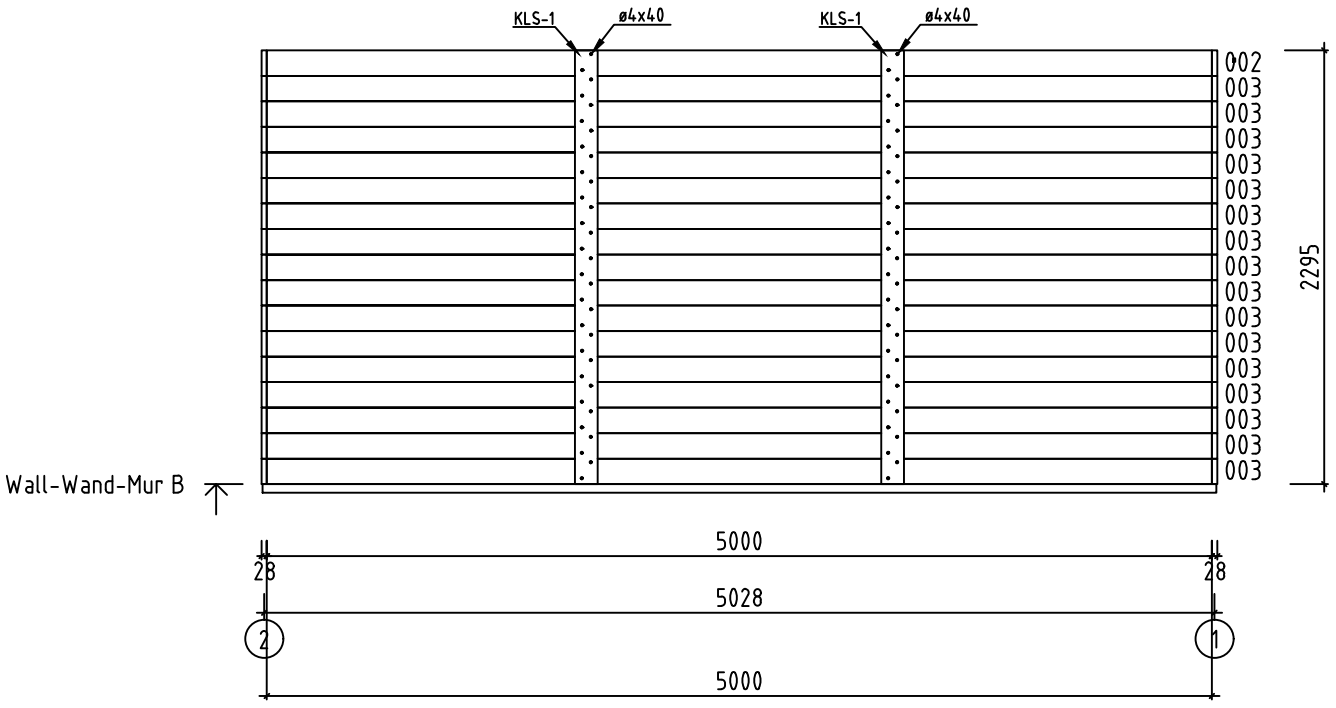

Name-Name-Nom 2819830	Page-Seite-Page 8
View-Aussicht-Vue Wall-Wand-Mur B	Scale-Maßstab-Echelle 1:40
Material-Material-Matériel 2.8x13.5	Date-Datum-Date 10.08.2023
Drafter-Zeichner-Rédacteur EJ	File

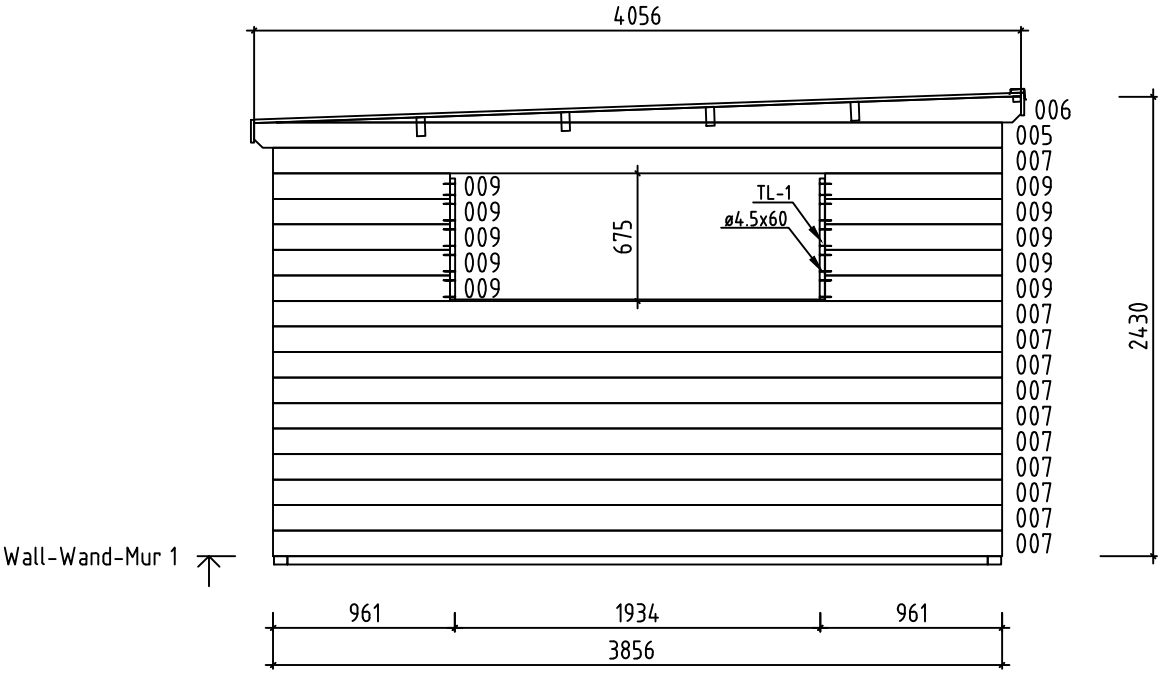
4056
006
005
007
009
009
009

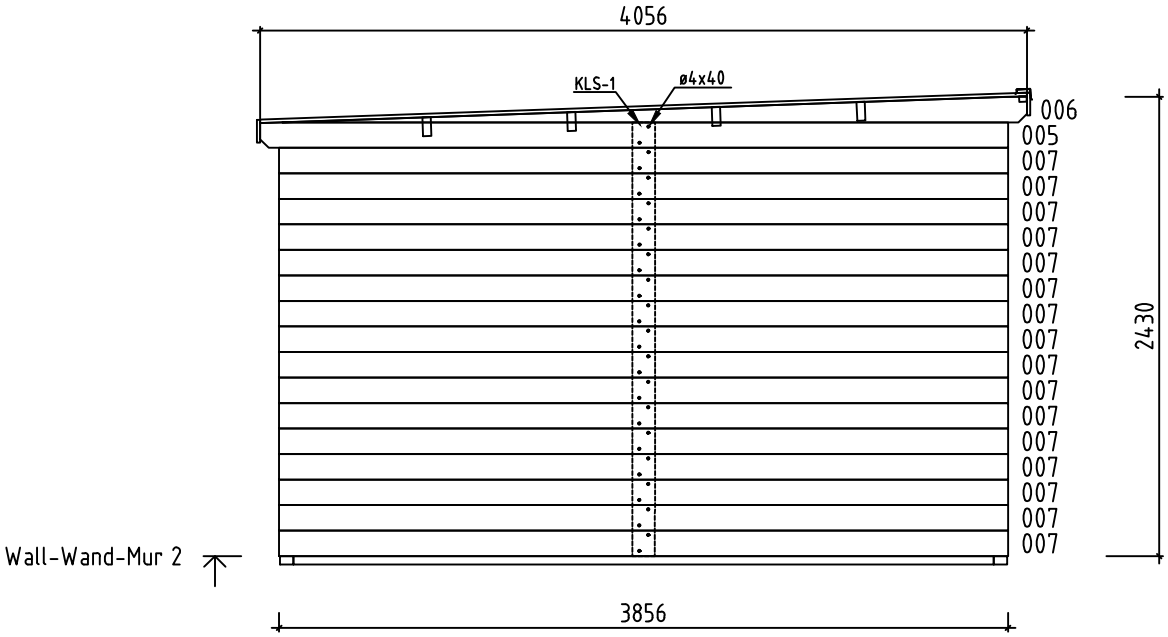

Name-Name-Nom 2819830	Page-Seite-Page 10
View-Aussicht-Vue Wall-Wand-Mur 2	Scale-Maßstab-Echelle 1:40
Material-Material-Matériel 2.8x13.5	Date-Datum-Date 10.08.2023
Drafter-Zeichner-Rédacteur EJ	File

Pos	2819830 Piece list - Stückliste - Liste des pieces	Q.	P (mm)	L (mm)
001	SPARE BEAM-ERZATZBOHLE-FAISCEAU DE RECHANGE	1	28x135	5000
002		2	28x135	5000
003		17	28x135	5000
004		1	28x135	5000
007		27	28x135	3856
008		1	28x135	2214
009		10	28x135	961
010		43	28x135	747
W1-1	270 2° 006 005 4056	1		
W2-1	270 2° 006 005 4056	1		
FBI1	FOUNDATION - FUNDAMENT - FONDATION (IMM)	2	70x45	5046
FBI2	FOUNDATION - FUNDAMENT - FONDATION (IMM)	2	70x45	3706
EE1	HOLDER FOR EAVES BOARDS - TRÄGER FÜR TRAUFBRETTER - BLOC DE DISTANCE	4	43x70	100
RA1	COVERING MOULDING - DECKUNGSPROFIL - PROFILS DE FINITION (IMM)	1	18x70	2036
RY1	COVERING MOULDING - DECKUNGSPROFIL - PROFILS DE FINITION	1	18x70	2000
RK1	COVERING MOULDING - DECKUNGSPROFIL - PROFILS DE FINITION	2	18x70	2085
PVH1	FASCIA BOARDS - ZIERLEISTEN - BAGUETTE DE BORDURE	1	90x18	2200
PVV1	FASCIA BOARDS - ZIERLEISTEN - BAGUETTE DE BORDURE	2	90x18	2070
PSH1	FASCIA BOARDS - ZIERLEISTEN - BAGUETTE DE BORDURE	1	43x43	2146
PSV1	FASCIA BOARDS - ZIERLEISTEN - BAGUETTE DE BORDURE	2	43x43	2103
RB1	ROOF BEAM - DACHBALKEN - PANNE DE TOIT 100 5000 100	4	43x140	5256
R-1	ROOF BOARDS - DACHBRETTER - VOLIGES or-oder-ou	60+1 47+1	88x18 114x18	4059
KLS-1	COVERING BOARD - DECKENLEISTEN - PROFILS DE FINITION	3	18x120	2295
KLS-2	COVERING BOARD - DECKENLEISTEN - PROFILS DE FINITION	1	18x120	2430
TBE7-1	CORNER FILLET - ECKLEISTE - BAGUETTE DE FIXATION DU ANGLE	2	18x70	2160

Name-Name-Nom 2819830	Date-Datum-Date 10.08.2023	Page-Seite-Page 1/4

Pos	2819830 Piece list - Stückliste - Liste des pieces	Q.	P (mm)	L (mm)
TBE7-2	CORNER FILLET - ECKLEISTE - BAGUETTE DE FIXATION DU ANGLE 	2	18x70	2295
TBE8-1	CORNER FILLET - ECKLEISTE - BAGUETTE DE FIXATION DU ANGLE 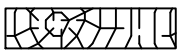	2	18x90	2295
TBE8-2	CORNER FILLET - ECKLEISTE - BAGUETTE DE FIXATION DU ANGLE 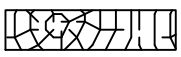	2	18x90	2430
TBE9-1	CORNER FILLET - ECKLEISTE - BAGUETTE DE FIXATION DU ANGLE 	2	43x43	2295
TBE9-2	CORNER FILLET - ECKLEISTE - BAGUETTE DE FIXATION DU ANGLE 	2	43x43	2430
BN-1	SHEET METAL FOR OUTSIDE CORNERS (Dark Gray) - BLECH FÜR AUSSENECKEN (Dunkelgrau) - HABILLAGE MÉTALLIQUE D'ANGLES (Gris foncé) 	2	90x90	2160
BN-2	SHEET METAL FOR OUTSIDE CORNERS (Dark Gray) - BLECH FÜR AUSSENECKEN (Dunkelgrau) - HABILLAGE MÉTALLIQUE D'ANGLES (Gris foncé) 	2	90x90	2295
GB-1	GABLE MOULDING - GIEBELLEISTE - PLANCHE DE RIVE 	2	18x120	4063
EB-1	EAVES BOARD - TRAUFBRETT - BANDEAU DE TOIT 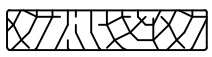	2	18x120	5294
ES-1	ROOF EDGE REINFORCEMENT - DACHRANDVERSTÄRKUNG - CORNIERE DE RENFORT DE BORD DE TOIT 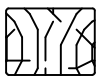	4	30x40	2500
BUN-1	SHEET METAL FOR ROOF COMPLETION (Dark Gray) - BLECH FÜR DACH ABSCHLUSS (Dunkelgrau) - FINITION DU TOIT (Gris foncé) 	2	72x50	280
BL-1	SHEET METAL FOR ROOF COMPLETION (Dark Gray)- BLECH FÜR DACH ABSCHLUSS (Dunkelgrau) - FINITION DU TOIT (Gris foncé) 	1	72x50	500
BL-2	SHEET METAL FOR ROOF COMPLETION (Dark Gray)- BLECH FÜR DACH ABSCHLUSS (Dunkelgrau) - FINITION DU TOIT (Gris foncé) 	2	72x50	2500
BU-1	SHEET METAL FOR ROOF COMPLETION (Dark Gray)- BLECH FÜR DACH ABSCHLUSS (Dunkelgrau) - FINITION DU TOIT (Gris foncé) 	4	72x50	2000
BU-2	SHEET METAL FOR ROOF COMPLETION (Dark Gray)- BLECH FÜR DACH ABSCHLUSS (Dunkelgrau) - FINITION DU TOIT (Gris foncé) 	2	72x50	2500
TL-1	FIXING FILLET - FIXIRUNGSLEISTE - PROFIL DE FIXATION 	2	28x28	640
TL-2	FIXING FILLET - FIXIRUNGSLEISTE - PROFIL DE FIXATION 	2	28x28	1880
GS-1	ROOFING FELT FILLET - DACHPAPPENLEISTE - BAGUETTE DE FIXATION DU FEUTRE BITUMEUX 	2	18x70	2647
GS-2	ROOFING FELT FILLET - DACHPAPPENLEISTE - BAGUETTE DE FIXATION DU FEUTRE BITUMEUX 	2	18x70	4025
HS	SCREW FOR COVERING BOARD (TBE) - SCHRAUBE FÜR DECKENLEISTEN (TBE) VIS POUR PROFILS DE FINITION (TBE)	40	ø4.5x50	
HS	SCREW FOR DOOR JAMB - SCHRAUBE FÜR TÜRRAHMEN - VIS DE FIXATION POUR MONTANT DE PORTE	15	ø4.5x50	
HS	SCREW FOR GABLE MOULDING (GB) - SCHRAUBE FÜR GIEBELLEISTE (GB) - VIS DE FIXATION POUR PLANCHE DE RIVE (GB)	16	ø4.5x50	
HS	SCREW FOR COVERING MOULDING - SCHRAUBE FÜR DECKUNGSPROFIL - VIS DE FIXATION POUR PROFILS DE FINITION	30	ø4.5x50	
HS	SCREW FOR EAVES BOARDS (EB) - SCHRAUBE FÜR TRAUFBRETTER (EB) - VIS DE FIXATION POUR BANDEAU DE TOIT (EB)	36	ø4.5x50	
HS	SCREW FOR ROOF EDGE REINFORCEMENT (ES) - SCHRAUBE FÜR DACHRANDVERSTÄRKUNG (ES) - VIS POUR RENFORT DE BORD DE TOIT (ES)	24	ø4.5x50	

Pos	2819830 Piece list - Stückliste - Liste des pieces	Q.	P (mm)	L (mm)
HS	SCREW FOR ROOFING FELT FILLET (GS) - SCHRAUBE FÜR DACHPAPPEN- LEISTE (GS) - VIS POUR BAGUETTE FIXATION FEUTRE BITUMEUX (GS) 	30	ø4.5x50	
HS	SCREW FOR WALL MOUNTING - SCHRAUBE FÜR WANDMONTAGE - VIS DE FIXATION AU MUR 	410	ø4.5x60	
HS	SCREW FOR COVERING MOULDING - SCHRAUBE FÜR DECKUNGSPROFIL - VIS DE FIXATION POUR PROFILS DE FINITION 	140	ø4x40	
HS	SCREW FOR 1. WALL BEAM - SCHRAUBE FÜR 1. BOHLENREIHE - VIS DE FIXATION DES FONDATIONS 	6	ø5x90	
HS	SCREW FOR EAVES BOARDS HOLDER (EE1) - SCHRAUBE FÜR TRAUFBRETT TRÄGER (EE1) - VIS POUR BLOC DE DISTANCE (EE1) 	8	ø5x100	
HS	SCREW FOR FUNDAMENT (FBI) - SCHRAUBE ZUR BEFESTIGUNG FUNDAMENT (FBI) - VIS POUR FONDATION (FBI) 	8	ø5x120	
HS	SCREW FOR GABLE - SCHRAUBE FÜR GIEBEL - VIS POUR FIXATION DES PIGNONS 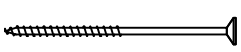	10	ø5x120	
HS	SCREW FOR ROOF BEAMS - SCHRAUBE FÜR DACHBALKEN - VIS POUR PANNE DE TOIT 	10	ø6x160	
HS	SCREW FOR FIXING ALU PROFILE -SCHRAUBE FÜR BEFISTIGUNG ALU PROFIL- VIS DE FIXATION ALU PROFIL 	14	ø3.5x20	
HS	SCREW FOR FIXING ALU PROFILE -SCHRAUBE FÜR BEFISTIGUNG ALU PROFIL- VIS DE FIXATION ALU PROFIL 	4	ø3.5x50	
HB	HAMMER BLOCK - SCHLAGHOLZ - CALLE DE FRAPPE 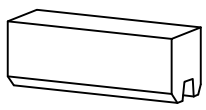	2		
NF	ZN NAIL FOR ROOF - ZN NÄGEL FÜR DACHBRETTER - POINTE POUR TOIT	380	ø2.5x60	
HS	SHEET METAL SCREWS (Dark Gray) - BLECHSCHRAUBEN (Dunkelgrau) - VIS A TOLE (Gris foncé) 	87	ø4.8x28	

Pos	2819830 Piece list - Stückliste - Liste des pieces	Q.	P (mm)	L (mm)
	WINDOW-FENSTER-FENETRE, ALU FIX C	1	1870x655	
	WINDOW-FENSTER-FENETRE, ALU FIX C	1	655x1870	
	DOOR-TÜR-PORTE, ALU L	1	2000x2067	

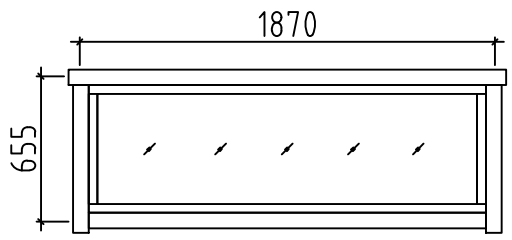

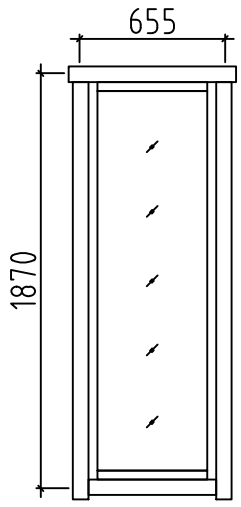

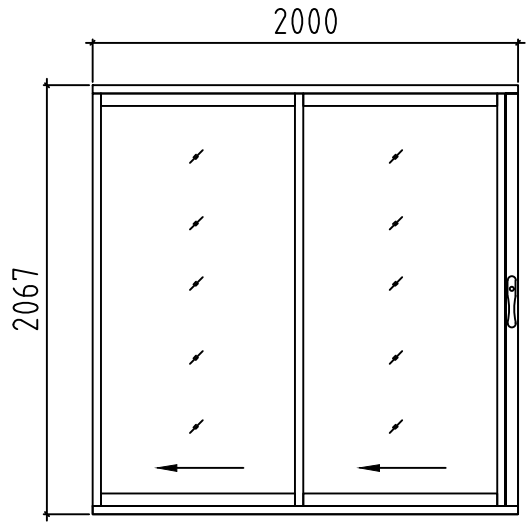

Name-Name-Nom 2819830	Date-Datum-Date 10.08.2023	Page-Seite-Page 4/4