

Model	4472152	Seite/Page	1
Zeichnung/Drawing	3D	Maßstab/Scale	
Profil/Profile	44x135	Datum/Date	19.11.2023
Zeichner/Drafter	SRM	File	4472152.dwg

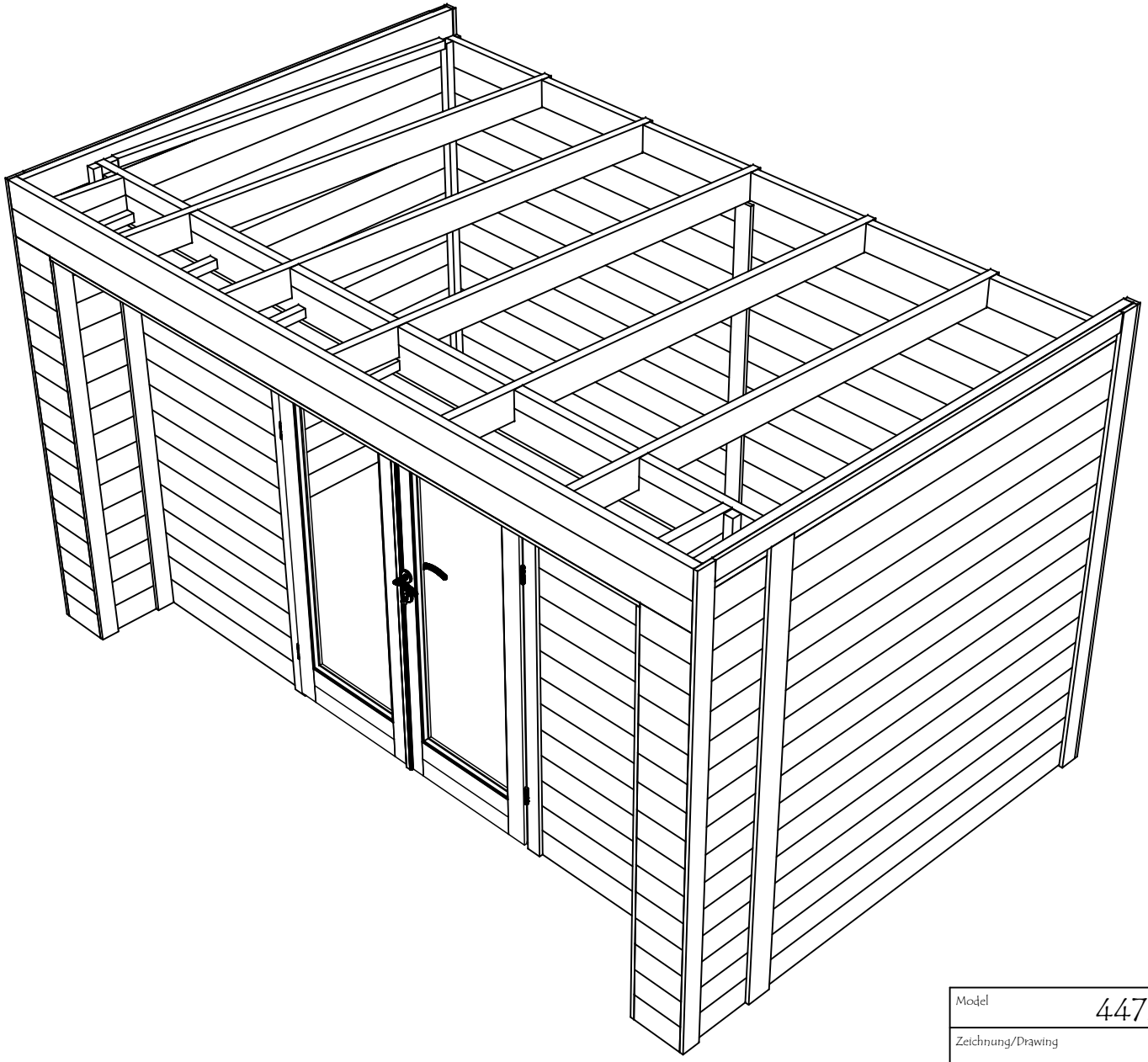

Model	4472152	Seite/Page	2
Zeichnung/Drawing	3D	Maßstab/Scale	
Profil/Profile	44x135	Datum/Date	19.11.2023
Zeichner/Drafter	SRM	File	4472152.dwg

H = 1.700 m
TOTAL: 9.11 m2

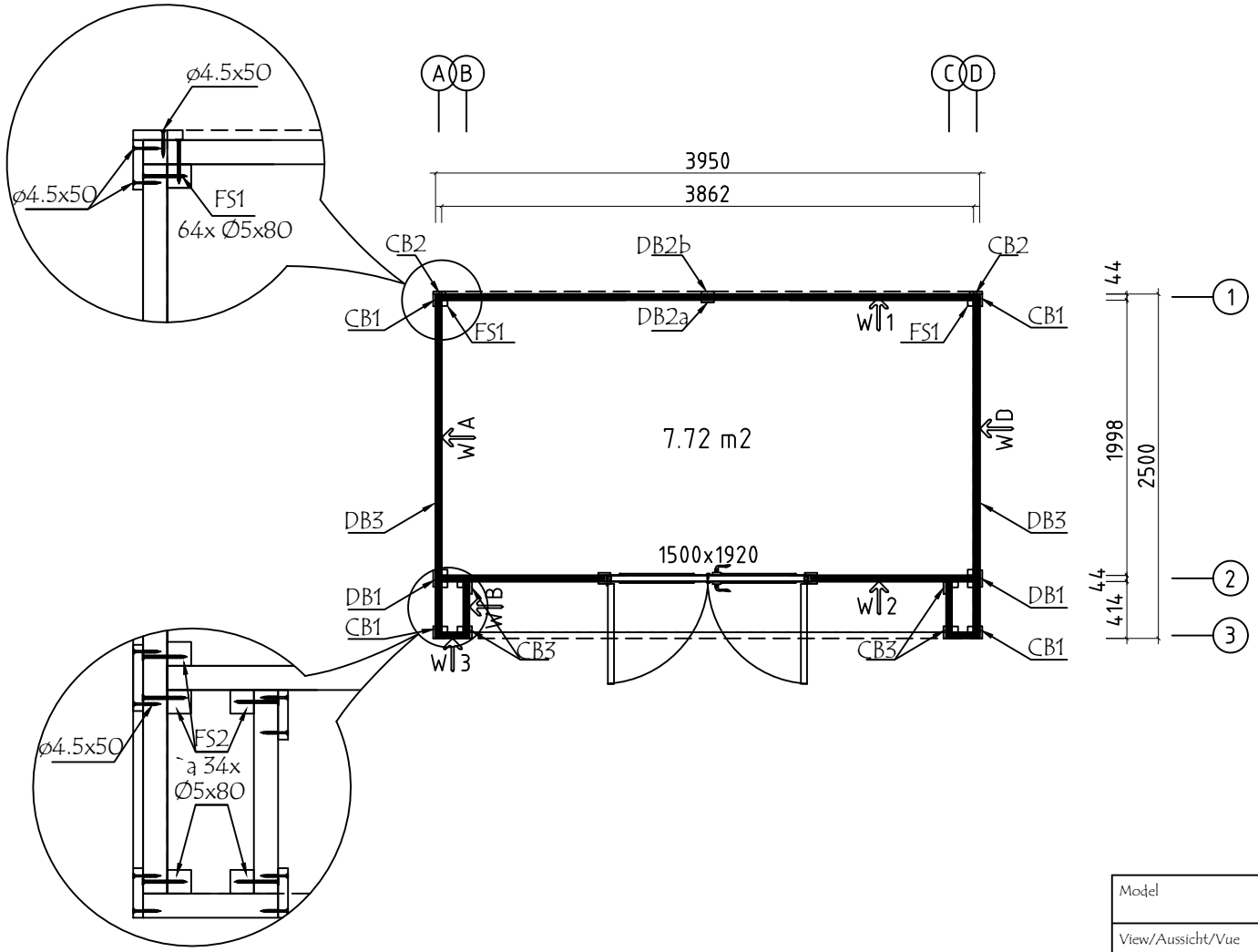

Model	4472152	Page-Seite-Page	3
View/Aussicht/Vue GROUNDPLAN - GRUNDPLAN - PLAN DE MASSE		Scale-Maßstab-Echelle	1:50
Material-Material-Matériel	44x135	Date-Datum-Date	19.11.2023
Drafter/Zeichner/Rédacteur	SRM	File	4472152.dwg

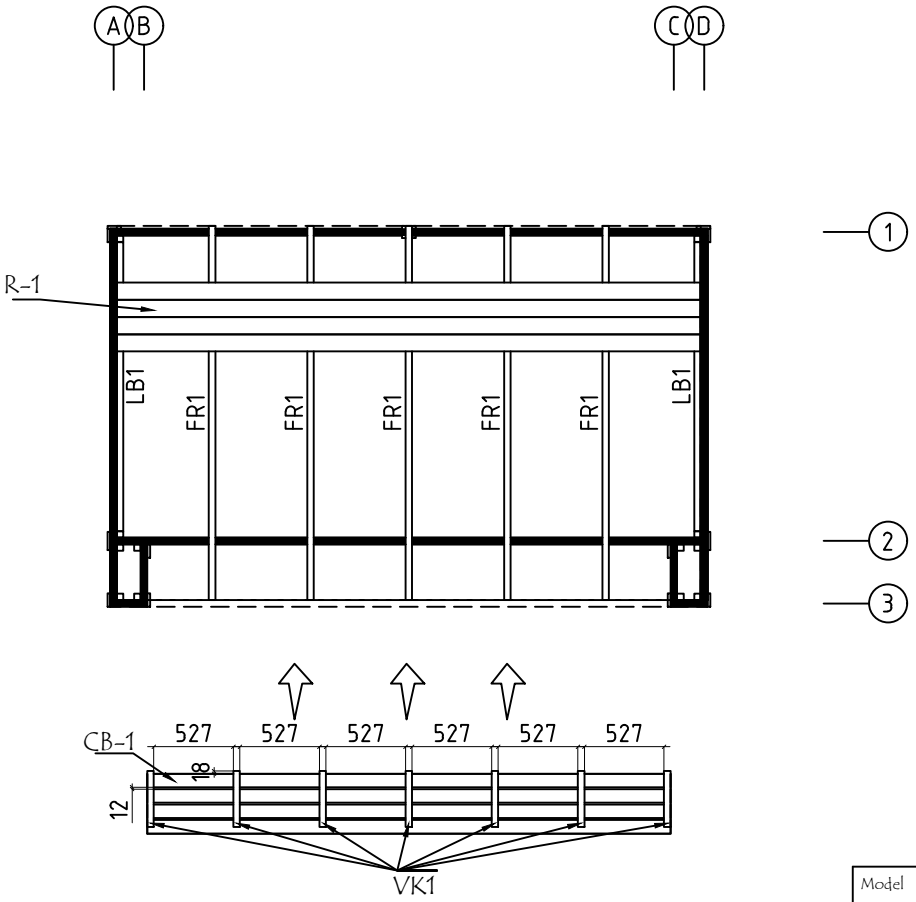

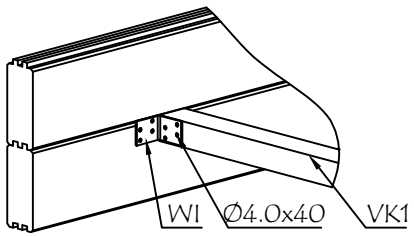

Model	4472152	Page-Seite-Page	4
View/Aussicht/Vue	ROOF PLAN - DACH-PLAN - PLAN DU TOIT	Scale-Maßstab-Echelle	1:50
Material-Material-Matériel	88x18 or-oder-ou 114x18 / 43x140	Date-Datum-Date	19.11.2023
Drafter/Zeichner/Rédacteur	SRM	File	4472152.dwg

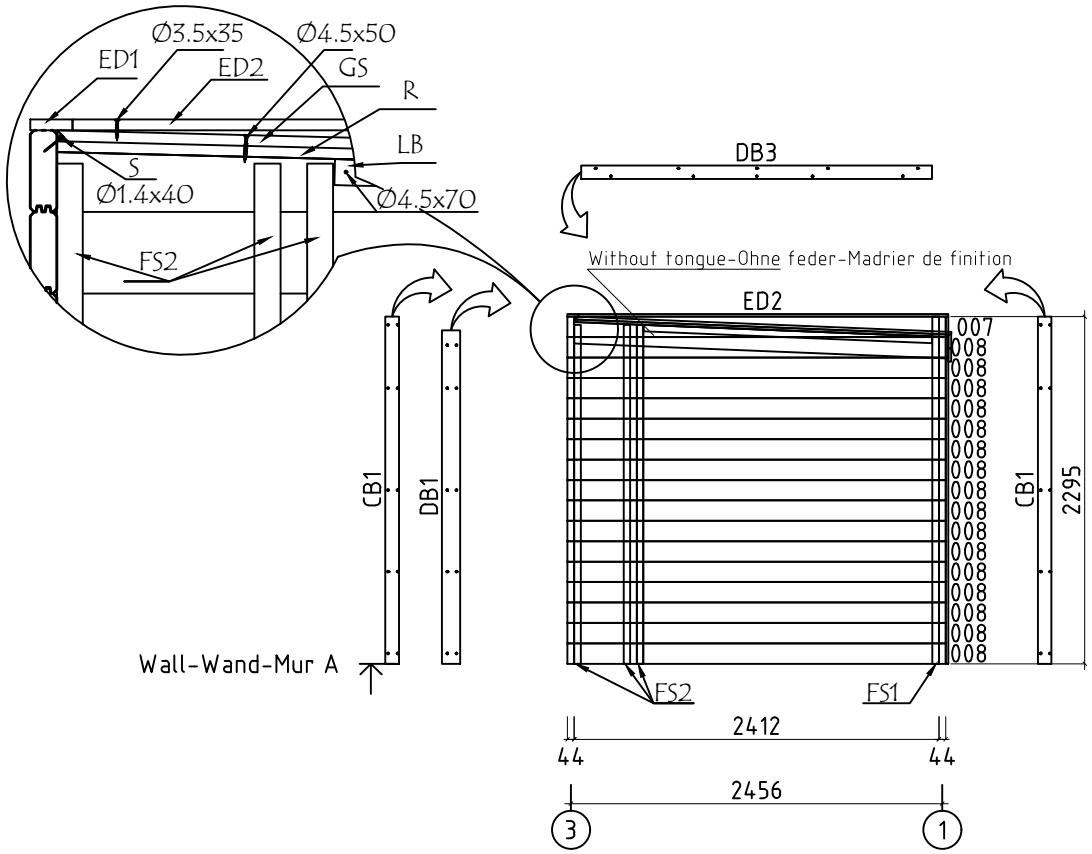

Model	4472152	Page-Seite-Page	5
View/Aussicht/Vue	Wall-Wand-Mur A	Scale-Maßstab-Echelle	1:50
Material-Material-Matériel	44x135	Date-Datum-Date	19.11.2023
Drafter/Zeichner/Rédacteur	SRM	File	4472152.dwg

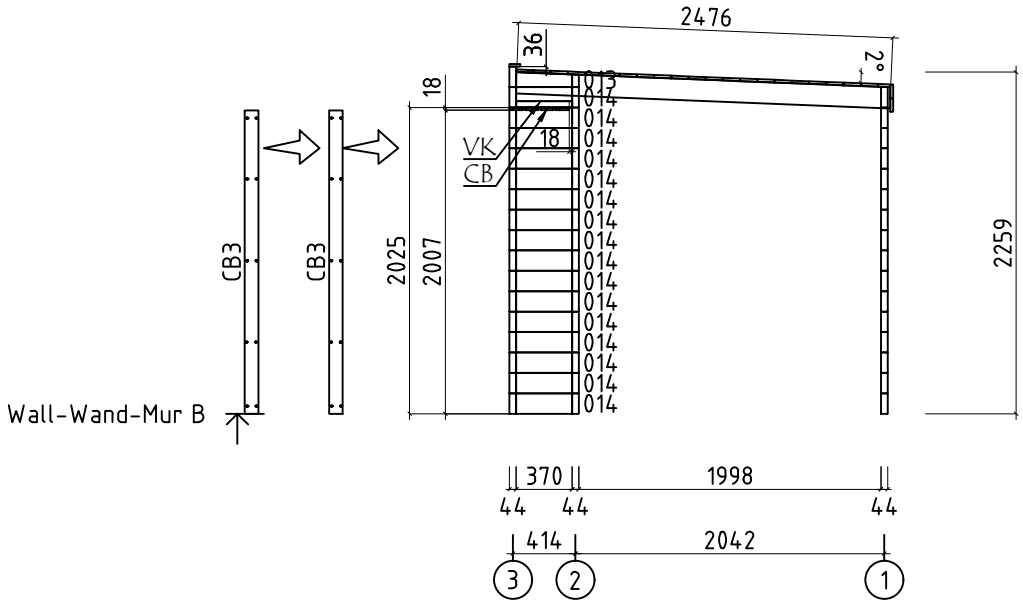

Model	4472152	Page-Seite-Page	6
View/Aussicht/Vue	Wall-Wand-Mur B	Scale-Maßstab-Echelle	1:50
Material-Material-Matériel	44x135	Date-Datum-Date	19.11.2023
Drafter/Zeichner/Rédacteur	SRM	File	4472152.dwg

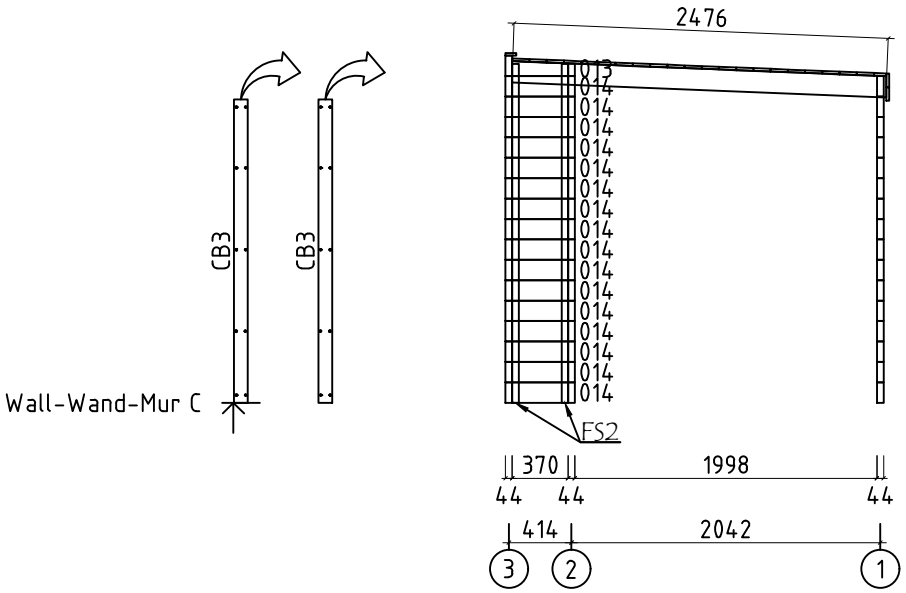

Model	4472152	Page-Seite-Page	7
View/Aussicht/Vue	Wall-Wand-Mur C	Scale-Maßstab-Echelle	1:50
Material-Material-Matériel	44x135	Date-Datum-Date	19.11.2023
Drafter/Zeichner/Rédacteur	SRM	File	4472152.dwg

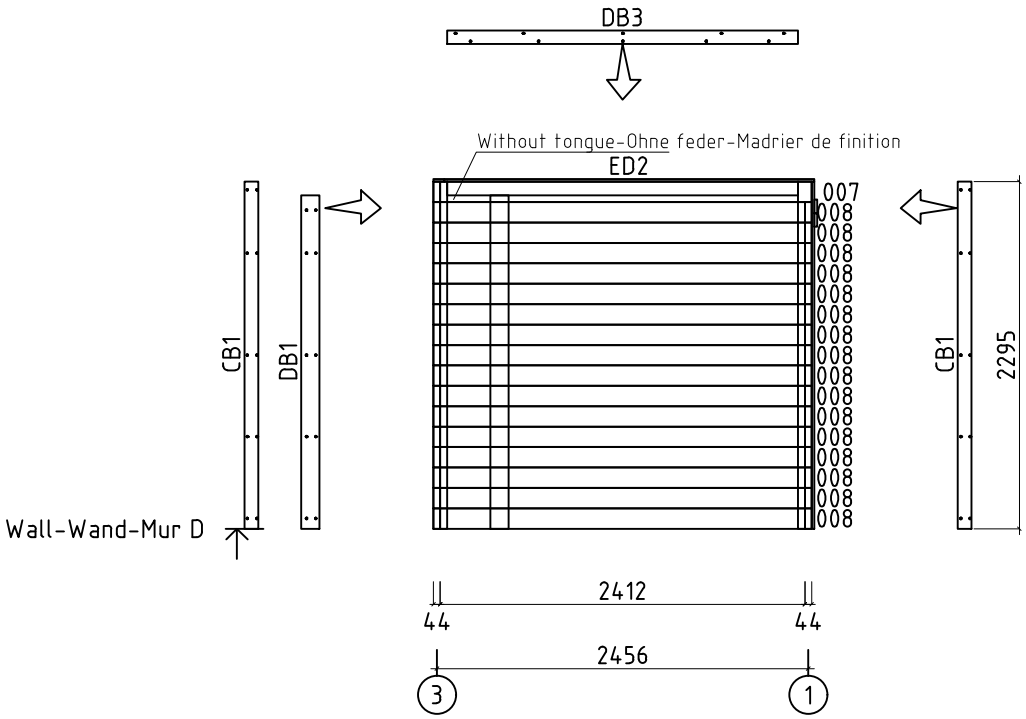

Model	4472152	Page-Seite-Page	8
View/Aussicht/Vue	Wall-Wand-Mur D	Scale-Maßstab-Echelle	1:50
Material-Material-Matériel	44x135	Date-Datum-Date	19.11.2023
Drafter/Zeichner/Rédacteur	SRM	File	4472152.dwg

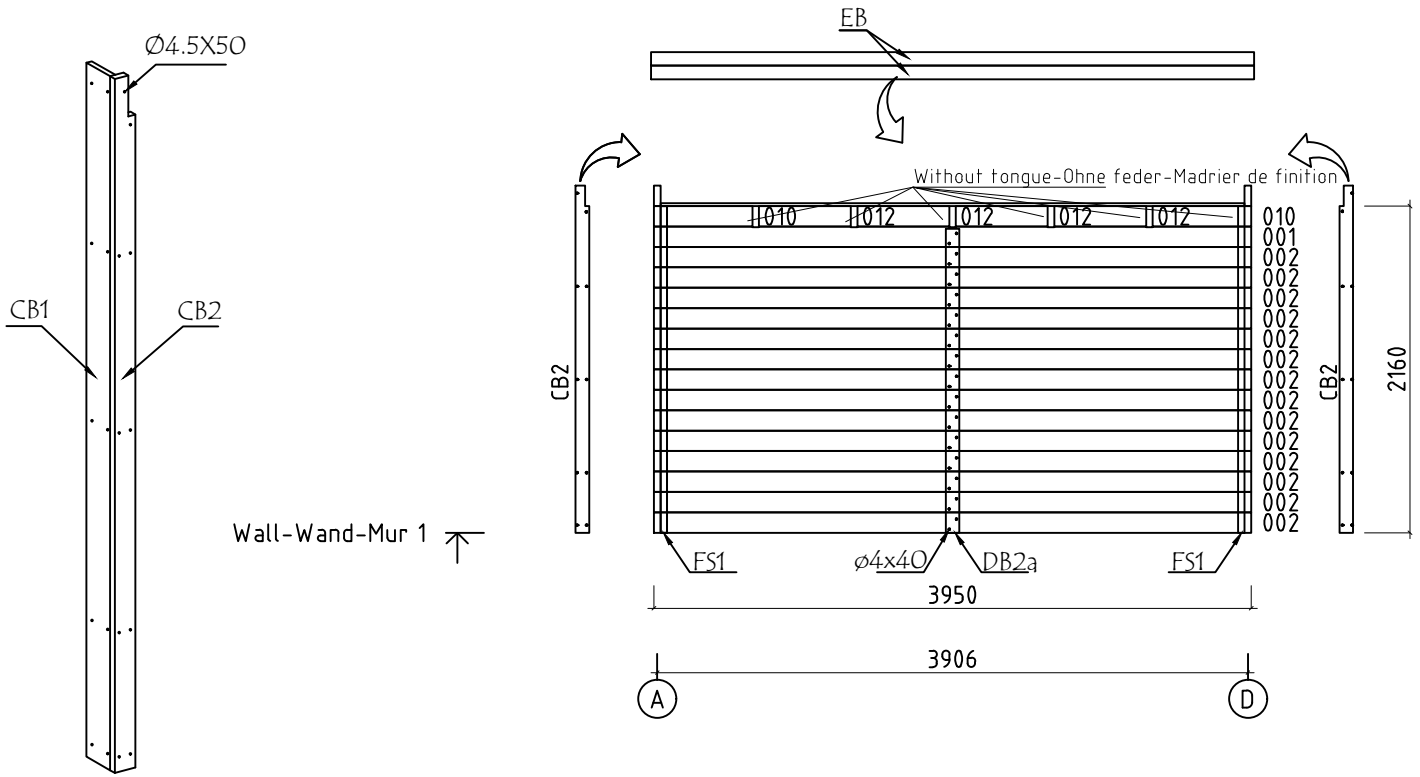

Model	4472152	Page-Seite-Page	9
View/Aussicht/Vue	Wall-Wand-Mur 1	Scale-Maßstab-Echelle	1:50
Material-Material-Matériel	44x135	Date-Datum-Date	19.11.2023
Drafter/Zeichner/Rédacteur	SRM	File	4472152.dwg

Wall-Wand-Mur 2

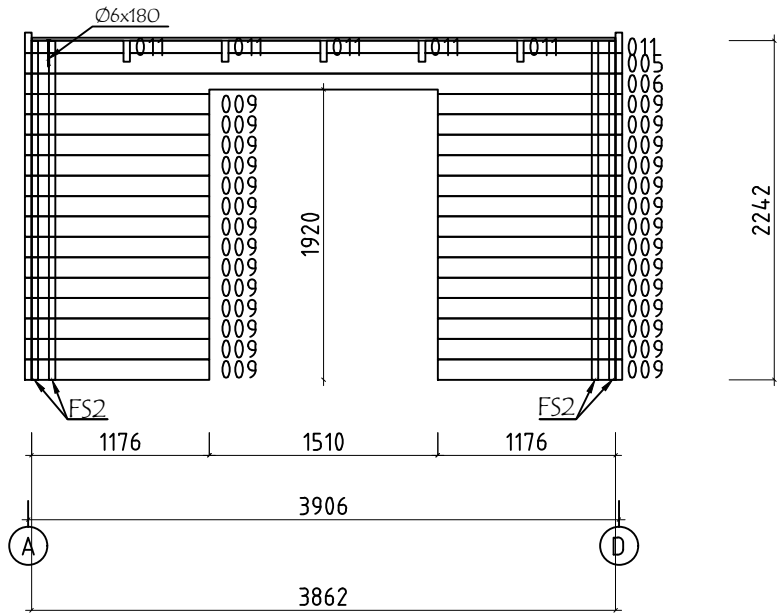

Model	4472152	Page-Seite-Page	10
View/Aussicht/Vue	Wall-Wand-Mur 2	Scale-Maßstab-Echelle	1:50
Material-Material-Matériel	44x135	Date-Datum-Date	19.11.2023
Drafter/Zeichner/Rédacteur	SRM	File	4472152.dwg

Wall-Wand-Mur 3

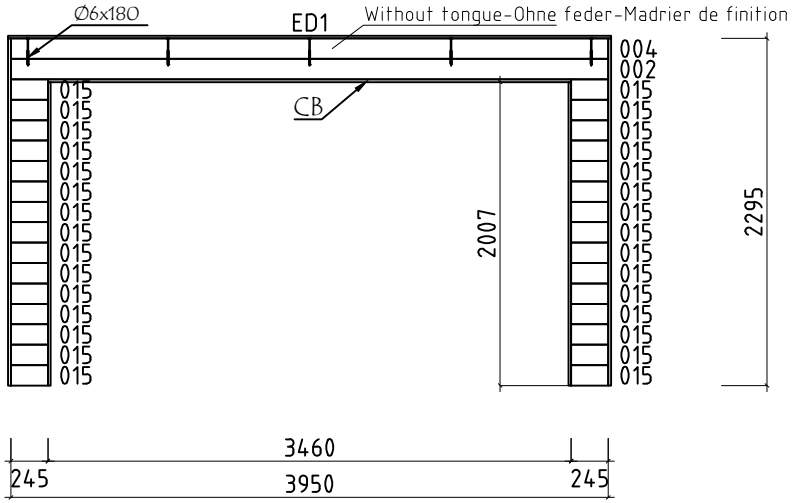

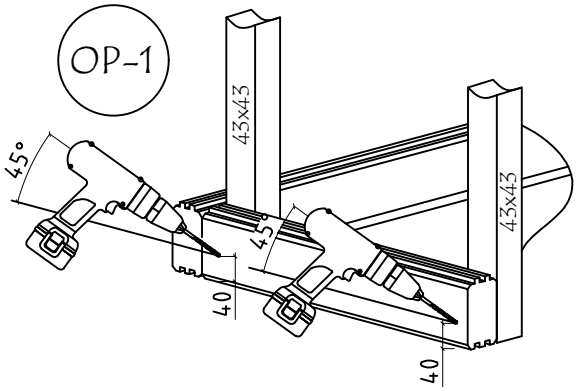

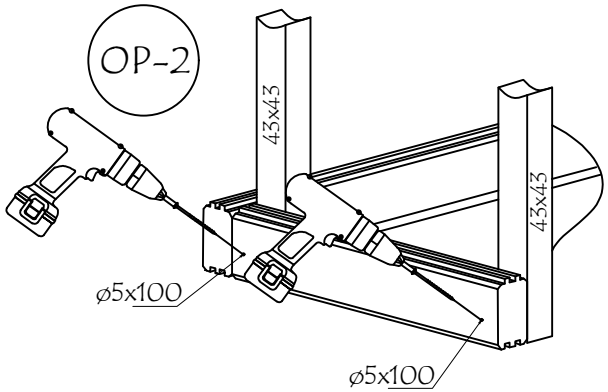

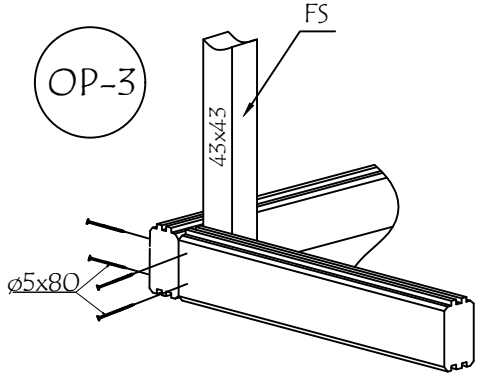

Model	4472152	Page-Seite-Page	11
View/Aussicht/Vue	Wall-Wand-Mur 3	Scale-Maßstab-Echelle	1:50
Material-Material-Matériel	44x135	Date-Datum-Date	19.11.2023
Drafter/Zeichner/Rédacteur	SRM	File	4472152.dwg

Pos	PIECE LIST - STÜCKLISTE - LISTE DES PIECES 4472152	Pcs. Stck. Pc.	Profile Profil Profil (mm)	Length Länge Longueur (mm)
001		1	44x135	3950
002		15	44x135	3950
003	SPARE BEAM-ERZATZBOHLE-FAISCEAU DE RECHANGE	1	44x135	3950
004	Without tongue-Ohne feder-Madrier de finition	1	44x135	3950
005		1	44x135	3862
006		1	44x135	3862
007	Without tongue-Ohne feder-Madrier de finition	2	44x135	2456
008		32	44x135	2412
009		28	44x135	1176
010	Without tongue-Ohne feder-Madrier de finition	2	44x135	652
011		6	44x82	608
012	Without tongue-Ohne feder-Madrier de finition	4	44x135	608
013		2	44x99	370
014		32	44x135	370
015		30	44x135	245
SH	HAMMER BLOCK - SCHLAGHÖLZER - MADRIERS D´ASSEMBLAGE 44MM 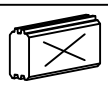	2	44x135	300
VK1	CEILING FRAME - DECKENRAHMEN - CADRE DE PLAFOND	7	43x43	370
FS2	CORNER FILLET - ECKLEISTE - BAGUETTE DE FIXATION DU ANGLE	10	43x43	2240
FS1	CORNER FILLET - ECKLEISTE - BAGUETTE DE FIXATION DU ANGLE	2	43x43	2160
CB1	CORNER FILLET - ECKLEISTE - BAGUETTE DE FIXATION DU ANGLE	4	90x18	2295
CB2	CORNER FILLET - ECKLEISTE - BAGUETTE DE FIXATION DU ANGLE	2	90x18	2295
CB3	CORNER FILLET - ECKLEISTE - BAGUETTE DE FIXATION DU ANGLE	4	90x18	2005
DB1	COVERING BOARD - DECKENLEISTEN - PROFILS DE FINITION	2	120x18	2205

Pos	PIECE LIST - STÜCKLISTE - LISTE DES PIECES 4472152	Pcs. Stck. Pc.	Profile Profil Profil (mm)	Length Länge Longueur (mm)
DB3	COVERING BOARD - DECKENLEISTEN - PROFILS DE FINITION	2	90x18	2320
DB2	COVERING BOARD - DECKENLEISTEN - PROFILS DE FINITION	2	90x18	2010
ED1	COVERING BOARD - DECKENLEISTEN - PROFILS DE FINITION	1	18x70	3986
ED2	COVERING BOARD - DECKENLEISTEN - PROFILS DE FINITION	2	18x70	2448
FR1	RAFTER - DACHSPARREN - CHEVRON 	5	43x140	2482
LB1	SUPPORT BEAM - STÜTZBALKEN - POUTRE DE SOUTIEN	2	43x43	1910
R-1	ROOF BOARDS - DACHBRETTER - VOLIGES 88mm or-oder-ou 114mm 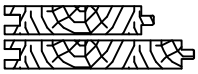	29+1 22+1	88x18 114x18	3862
CB-1	CEILING BOARDS - DECKENBRETTER - PLANCHES DE PLAFOND 	4	90x18	3460
S-1	TRIANGULAR MOLDING - DREIECKIGES FORMTEIL - MOULAGE TRIANGULAIRE 	2	18x18	1860
EB2-1	EAVES BOARD - TRAUFBRETT - BANDEAU DE TOIT 	2	18x90	3986
GS-1	ROOFING FELT FILLET - DACHPAPPENLEISTE - BAGUETTE DE FIXATION DU FEUTRE BITUMEUX 	2	18x70	2495
HS	SCREWS FOR COVERING BOARD - SCHRAUBEN FÜR DECKBRETT - VIS POUR PANNEAU DE RECOUVREMENT / ED	15	Ø3.5x35	
HS	SCREW FOR COVERING BOARD - SCHRAUBE FÜR DECKENLEISTEN VIS POUR PROFILS DE FINITION / DB2a, DB3	50	Ø4x40	
HS	SCREWS FOR ANGLE BRACKET - SCHRAUBEN FÜR WINKELHALTERUNGEN - VIS POUR COIN EN MÉTAL / WI	40	Ø4x40	
HS	SCREW-SCHRAUBEN -VIS FOR-FÜR-POUR / CB1, CB2, CB3, DB1, DB2b	130	Ø4.5x50	
HS	SCREWS FOR EAVES BOARDS - SCHRAUBEN FÜR TRAUFBRETTER - VIS DE FIXATION POUR BANDEAU DE TOIT / EB	28	Ø4.5x50	
HS	SCREWS FOR GABLE COVER STRIPS - SCHRAUBEN FÜR GIEBELDECKLEISTEN - VIS POUR BAGUETTE DE FIXATION DU FEUTRE BITUMEUX / GS	10	Ø4.5x50	
HS	SCREWS FOR FIXING THE FRAME - SCHRAUBEN ZUR BEFESTIGUNG DES RAHMENS - VIS DE FIXATION DU CADRE / VK	4	Ø4.5x70	
HS	SCREW-SCHRAUBEN -VIS FOR-FÜR-POUR / LB	10	Ø4.5x70	
HS	SCREW FOR 1. WALL BEAM - SCHRAUBE FÜR 1. BOHLENREIHE - VIS DE FIXATION DES FONDATIONS	22	Ø5.0x100	
HS	SCREWS FOR WALL - SCHRAUBEN WAND - SCHROEF VOOR MUUR / POS. / 013	4	Ø5.0x120	
HS	SCREW FOR WALL MOUNTING - SCHRAUBE FÜR WANDMONTAGE - VIS DE FIXATION AU MUR	468	Ø5x80	
HS	SCREWS FOR RAFTER - SCHRAUBEN FÜR SPARREN - VIS POUR CHEVRON / FR 	10	Ø6x160	

Pos	PIECE LIST - STÜCKLISTE - LISTE DES PIECES 4472152	Pcs. Stck. Pc.	Profile Profil Profil (mm)	Length Länge Longueur (mm)
HS	SCREWS FOR WALL - SCHRAUBEN WAND - SCHROEF VOOR MUUR / POS. / 004,010,011,012	29	Ø6x180	
NF	ZN NAIL FOR TRIANGULAR MOLDING - ZN NÄGEL FÜR DREIECKIGES FORMTEIL - POINTE POUR MOULAGE TRIANGULAIRE / S	8	Ø1.4x40	
NF	ZN NAIL-ZN NÄGEL-POINTE FOR-FÜR-POUR / CB	56	Ø1.4x40	
NF	ZN NAIL FOR ROOF - ZN NÄGEL FÜR DACHBRETTER - POINTE POUR TOIT / R	308	Ø2.5x60	
WI	METAL CORNER - METALLWINKEL - COIN EN MÉTAL	10	40x40	
AST_PRE	DOOR-TÜR-PORTE RIGHT HANDED/DIN RECHTS/DROITIER 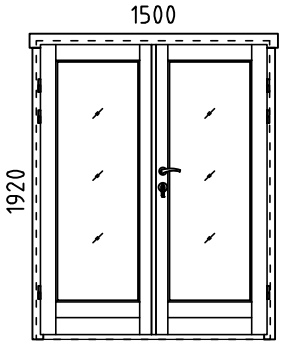 	1	1500x1920	
※	METALL-U NICHT IM SHELTER-KIT ENTHALTEN-METAL U NOT INCLUDED IN THE SHELTER KIT U MÉTALIQUE NON-INCLUS DANS LE KIT DE L`ABRIS			