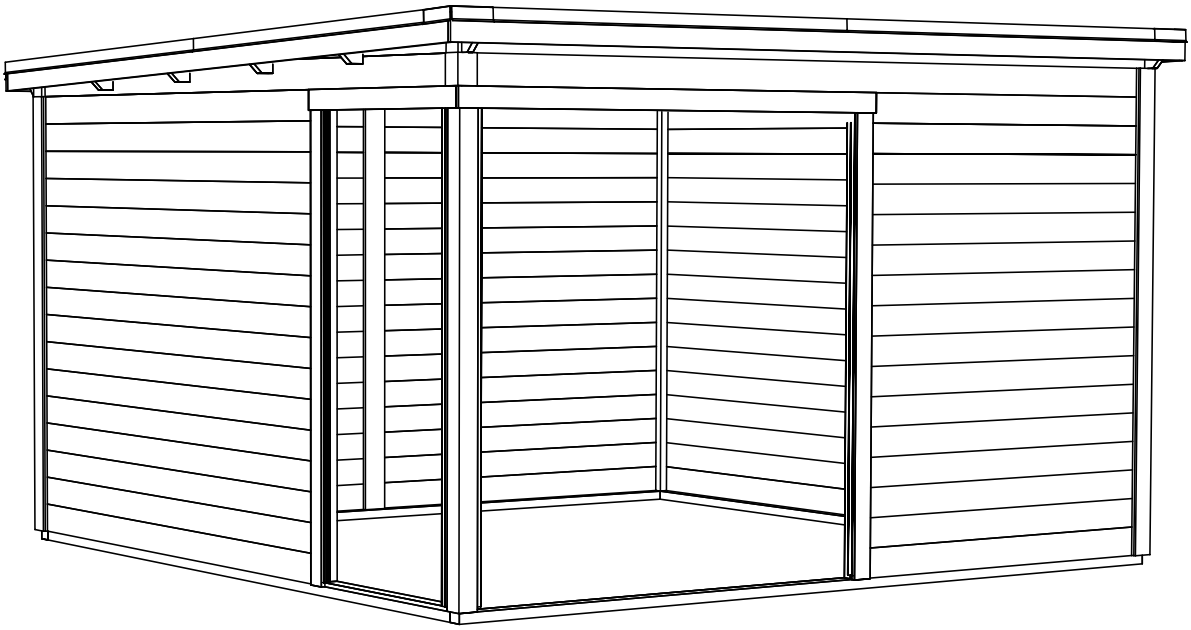

Name-Name-Nom 2818730	Page-Seite-Page 1
View-Aussicht-Vue 3D	Scale-Maßstab-Echelle 1:40
Material-Material-Matériel 28x135	Date-Datum-Date 03.03.2023
Drafter-Zeichner-Rédacteur EJ	File

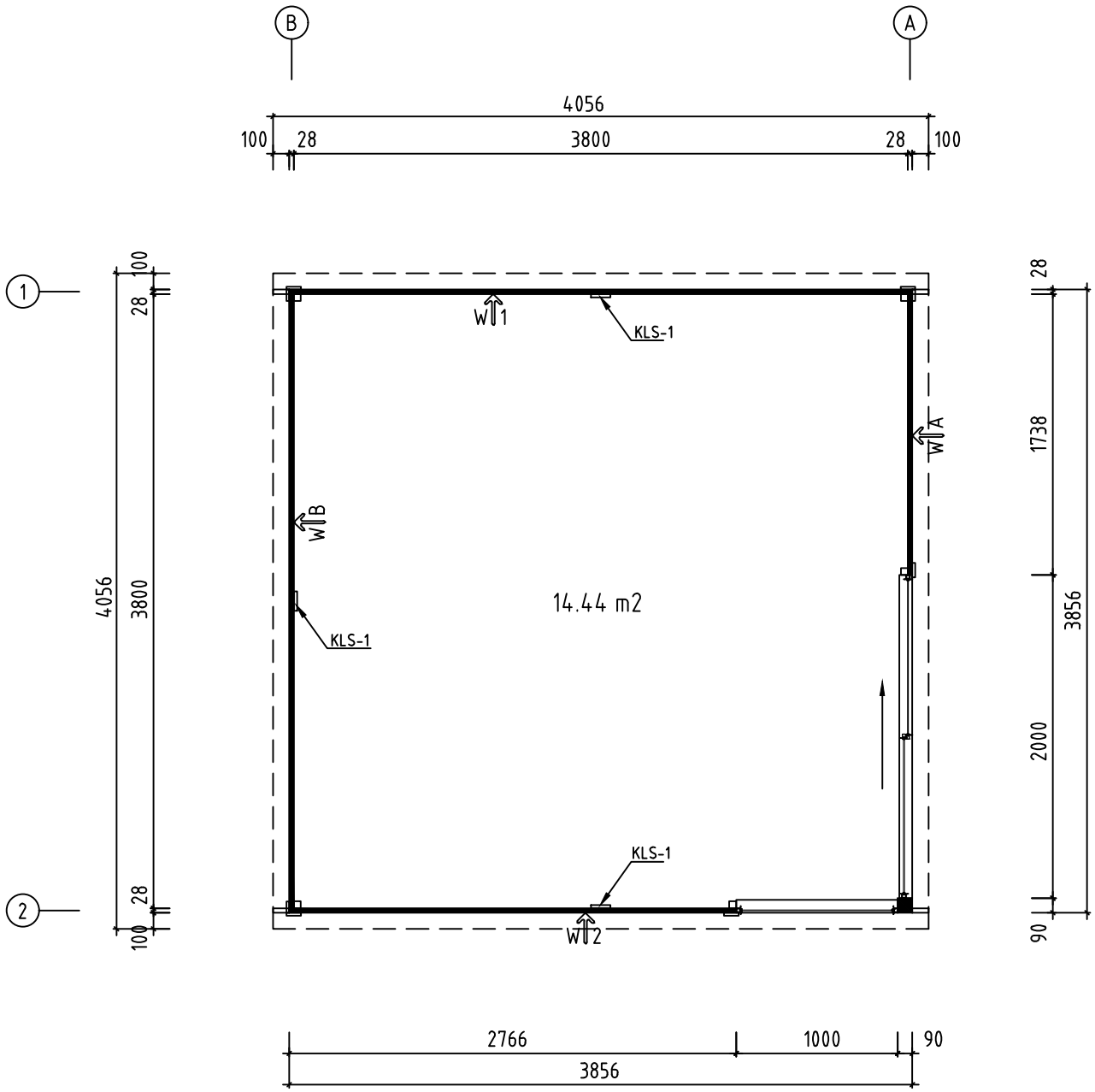

Name-Name-Nom: 2818730	Page-Seite-Page: 2
View-Aussicht-Vue: GROUNDPLAN - GRUNDPLAN - PLAN DE MASSE	Scale-Maßstab-Echelle: 1:40
Material-Material-Matériel: 28x135	Date-Datum-Date: 03.03.2023
Drafter-Zeichner-Rédacteur: EJ	File:

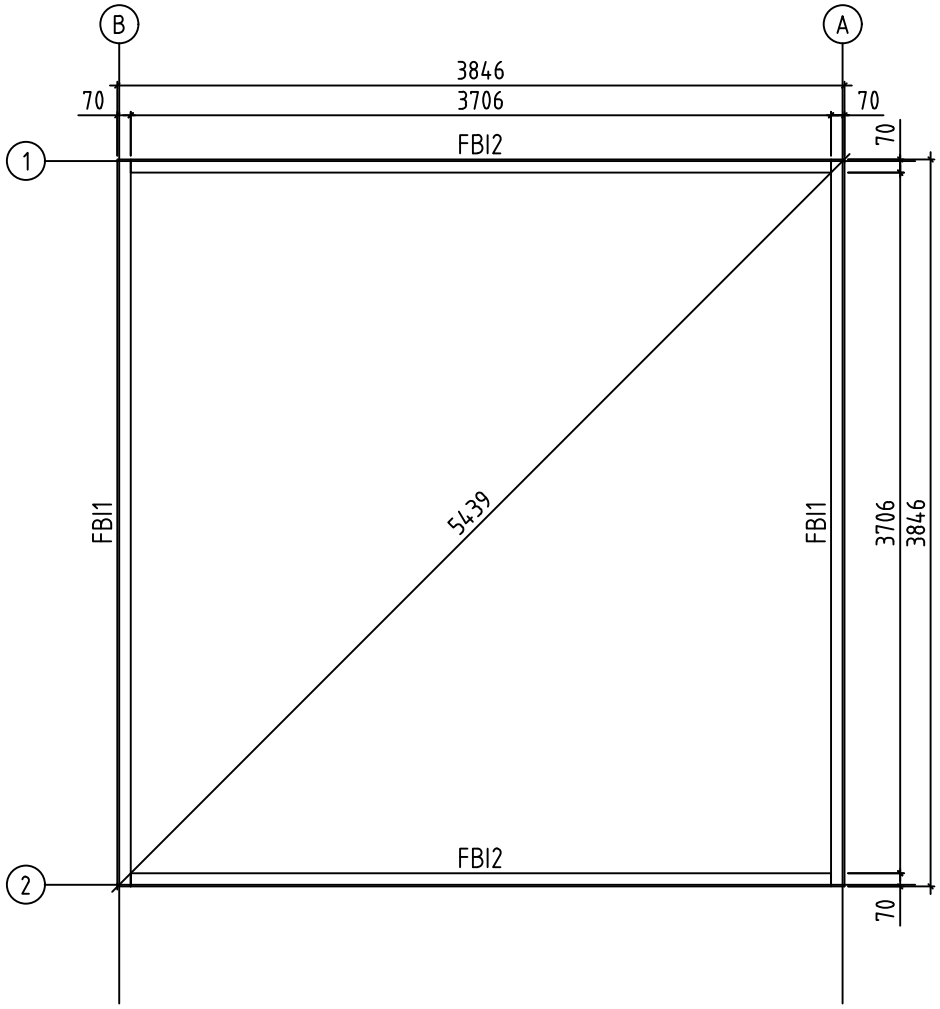

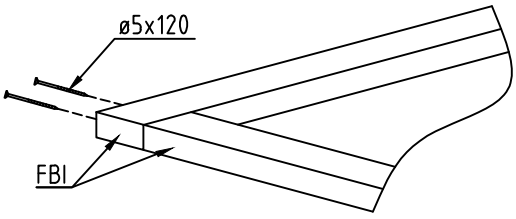

Name-Name-Nom: 2818730	Page-Seite-Page: 3
View-Aussicht-Vue: FOUNDATION - FUNDAMENT - FONDATION	Scale-Maßstab-Echelle: 1:40
Material-Material-Matériel: 28x135	Date-Datum-Date: 03.03.2023
Drafter-Zeichner-Rédacteur: EJ	File:

A-A

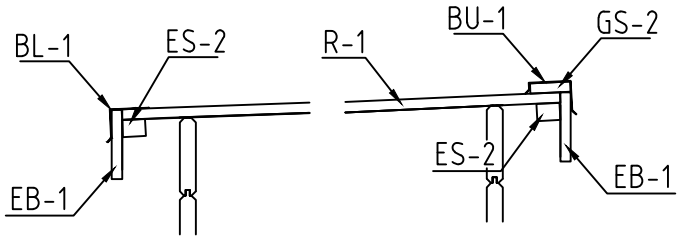

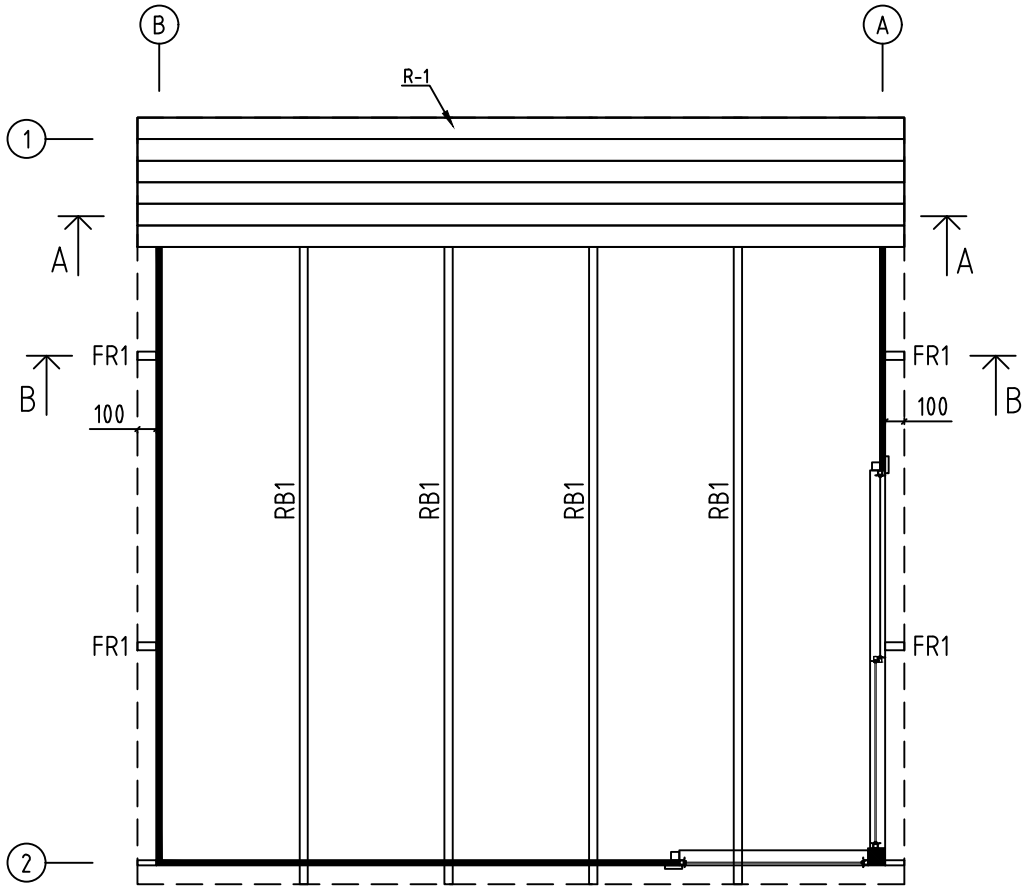

B-B

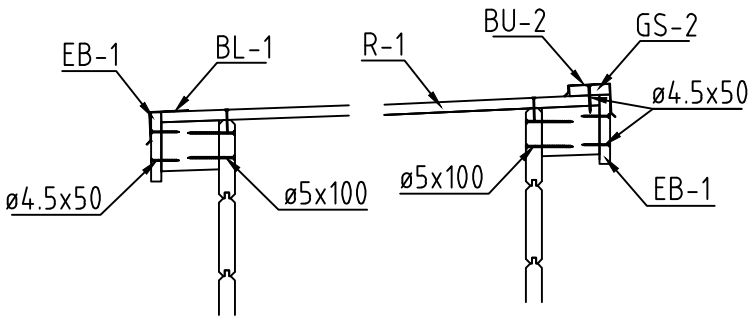

Name-Name-Nom: 2818730	Page-Seite-Page: 4
View-Aussicht-Vue: ROOF PLAN-DACH-PLAN-PLAN DU TOIT	Scale-Maßstab-Echelle: 1:40
Material-Material-Matériel: 28x135	Date-Datum-Date: 03.03.2023
Drafter-Zeichner-Rédacteur: EJ	File:

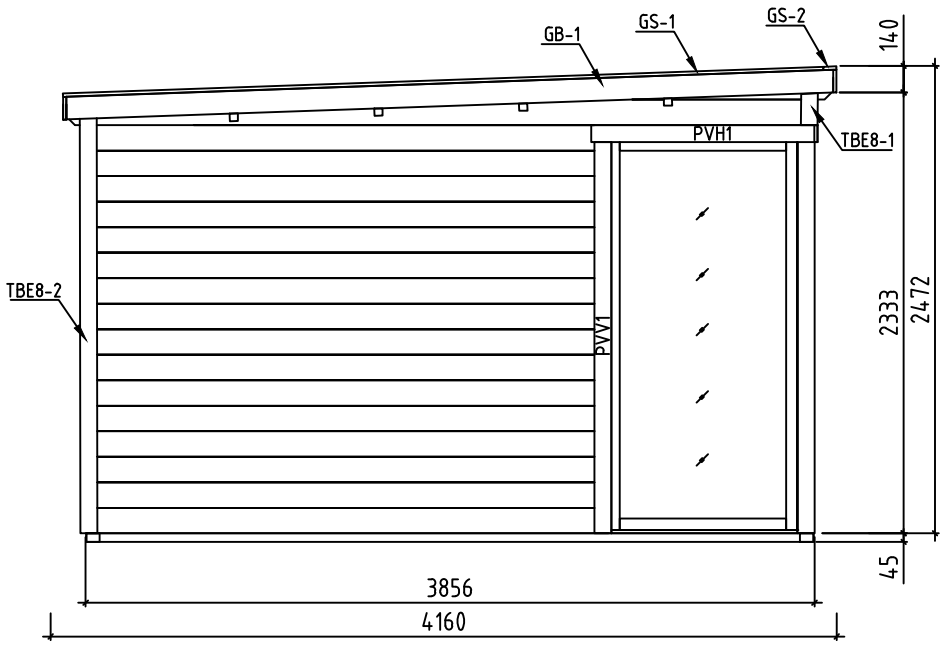

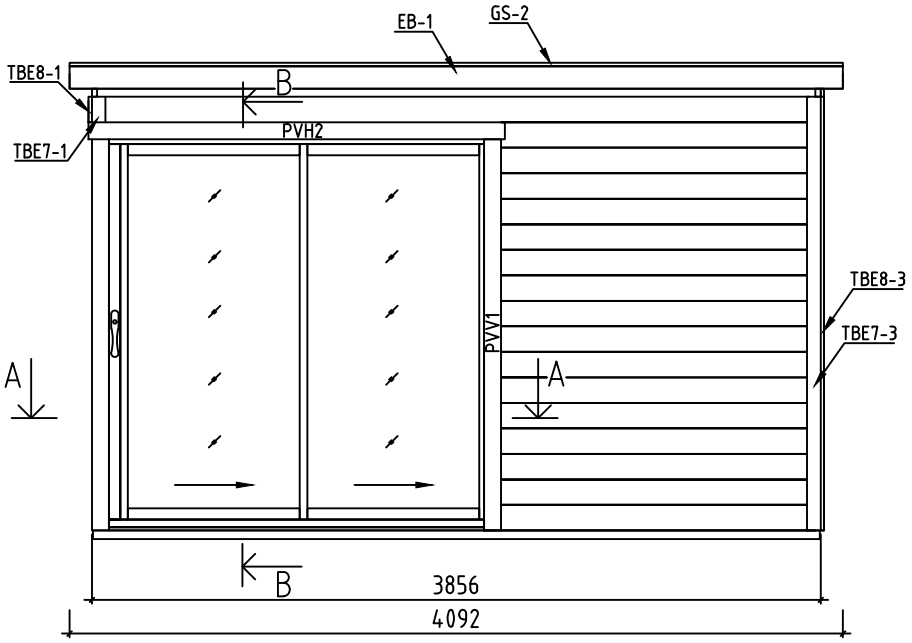

B-B

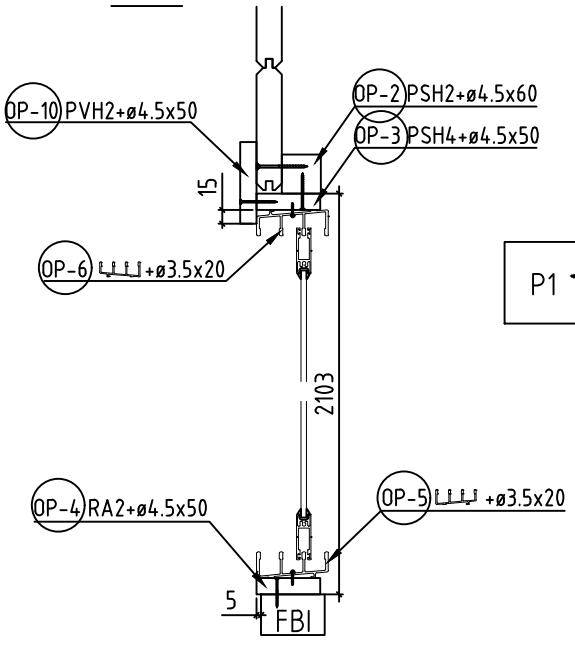

A-A

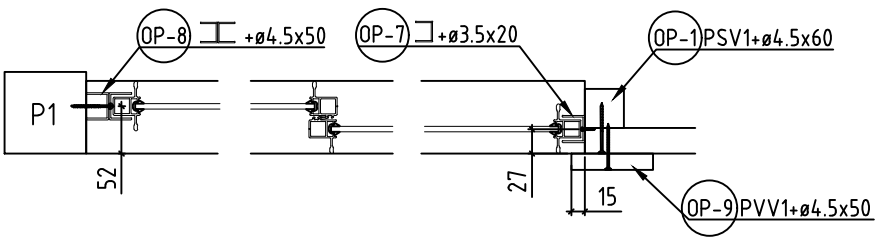

Name-Name-Nom 2818730	Page-Seite-Page 5
View-Aussicht-Vue VIEWS-ANSICHTEN-VUE DES MURS	Scale-Maßstab-Echelle 1:40
Material-Material-Matériel 28x135	Date-Datum-Date 03.03.2023
Drafter-Zeichner-Rédacteur EJ	File

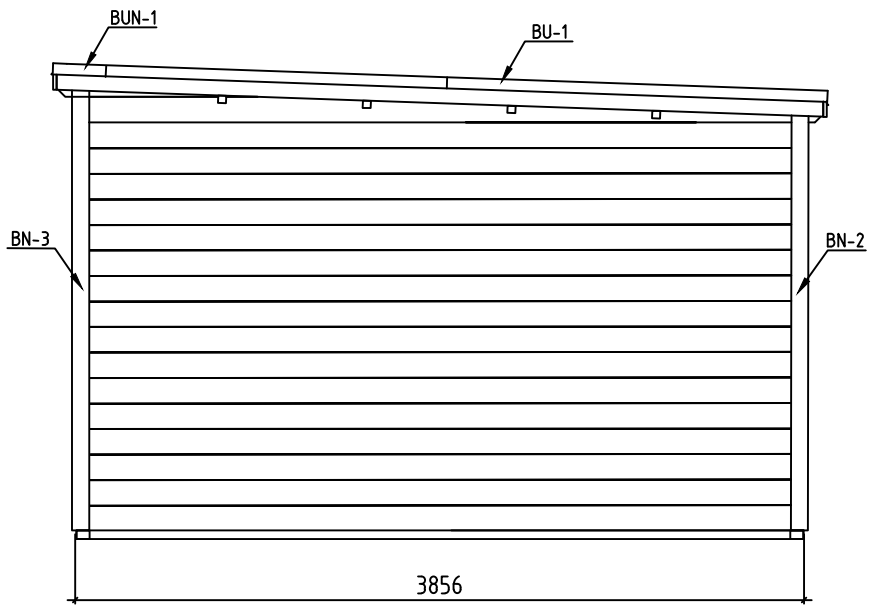

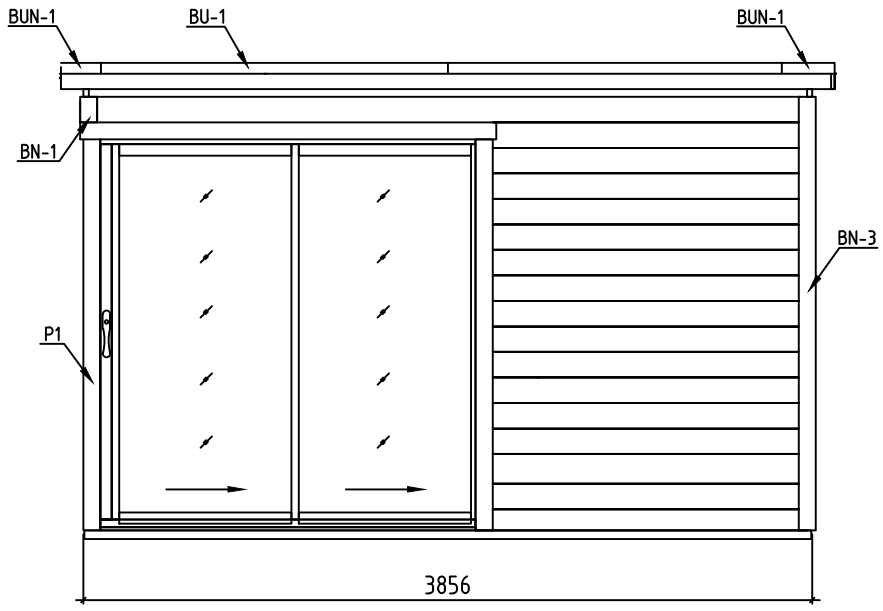

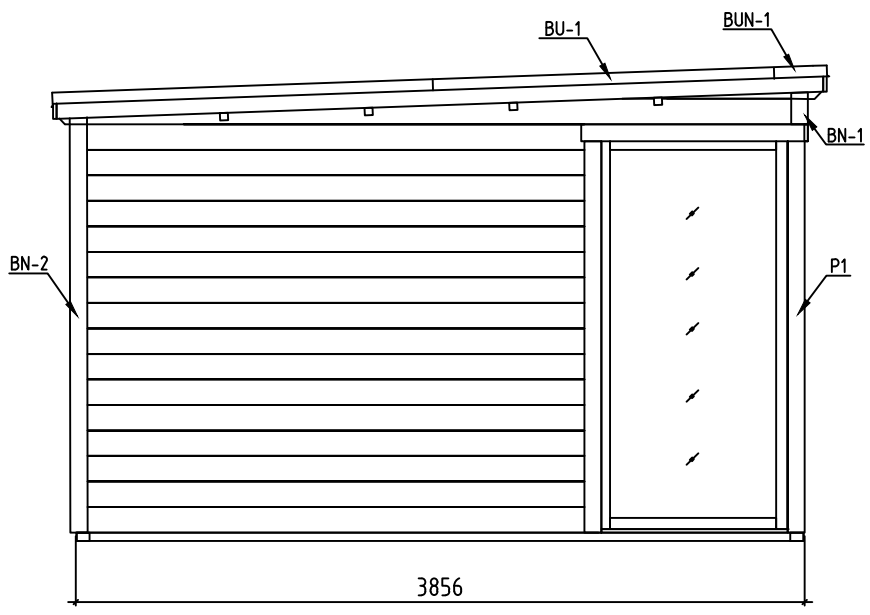

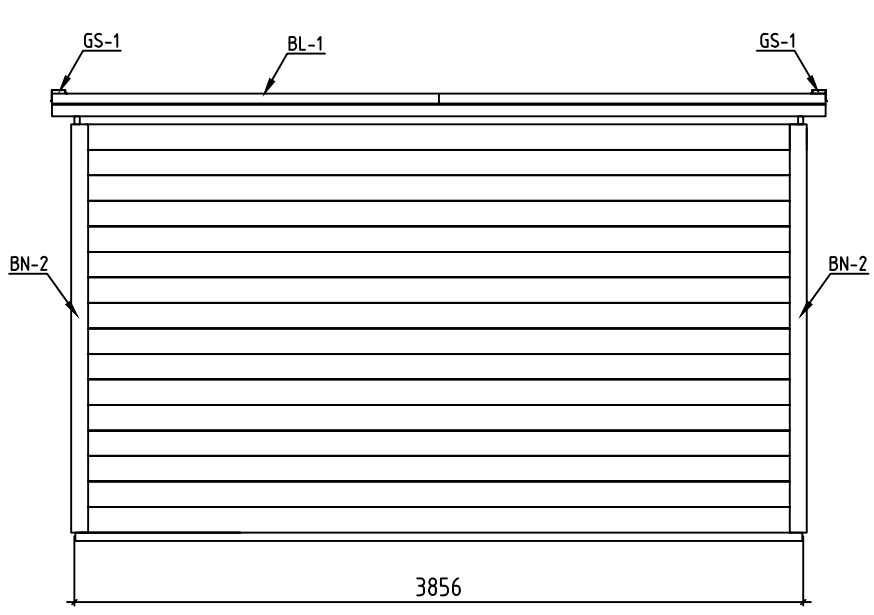

Name-Name-Nom 2818730	Page-Seite-Page 6
View-Aussicht-Vue VIEWS-ANSICHTEN-VUE DES MURS	Scale-Maßstab-Echelle 1:40
Material-Material-Matériel 28x135	Date-Datum-Date 03.03.2023
Drafter-Zeichner-Rédacteur EJ	File

OP-1

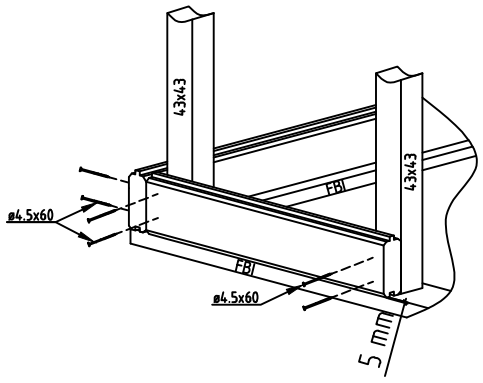

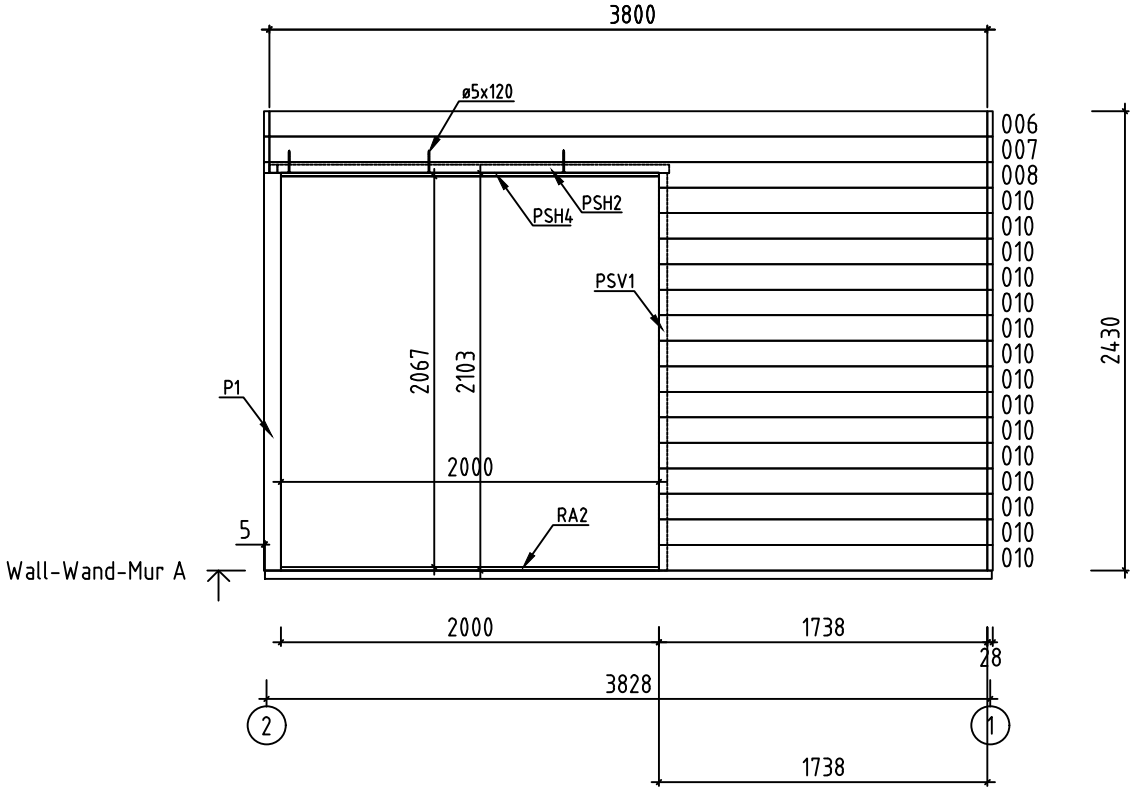

OP-2

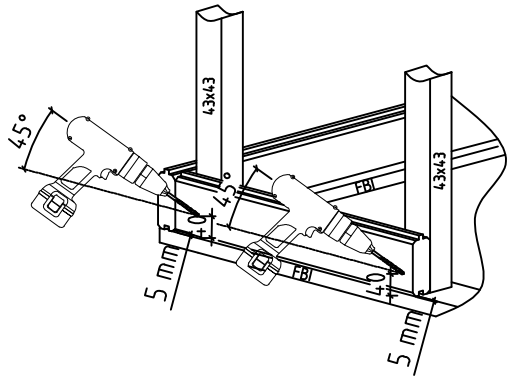

OP-3

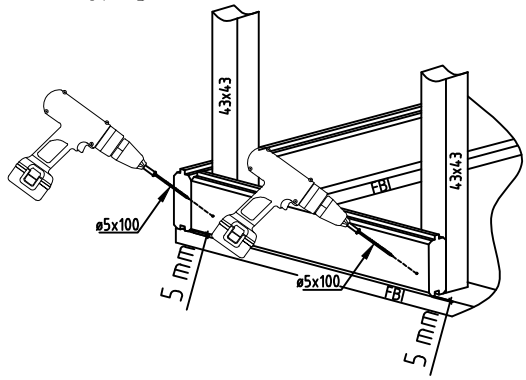

Name-Name-Nom: 2818730	Page-Seite-Page: 7
View-Aussicht-Vue: Wall-Wand-Mur A	Scale-Maßstab-Echelle: 1:40
Material-Material-Matériel: 2.8x13.5	Date-Datum-Date: 03.03.2023
Drafter-Zeichner-Rédacteur: EJ	File:

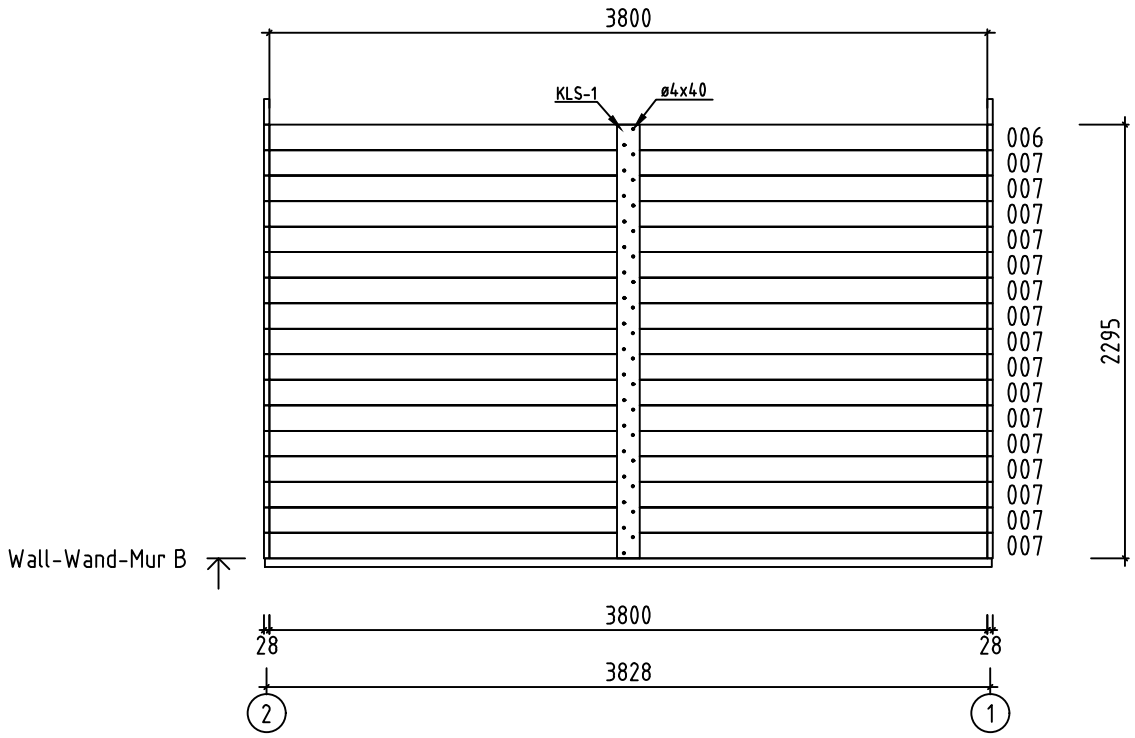

Name-Name-Nom: 2818730	Page-Seite-Page: 8
View-Aussicht-Vue: Wall-Wand-Mur B	Scale-Maßstab-Echelle: 1:40
Material-Material-Matériel: 2.8x13.5	Date-Datum-Date: 03.03.2023
Drafter-Zeichner-Rédacteur: EJ	File:

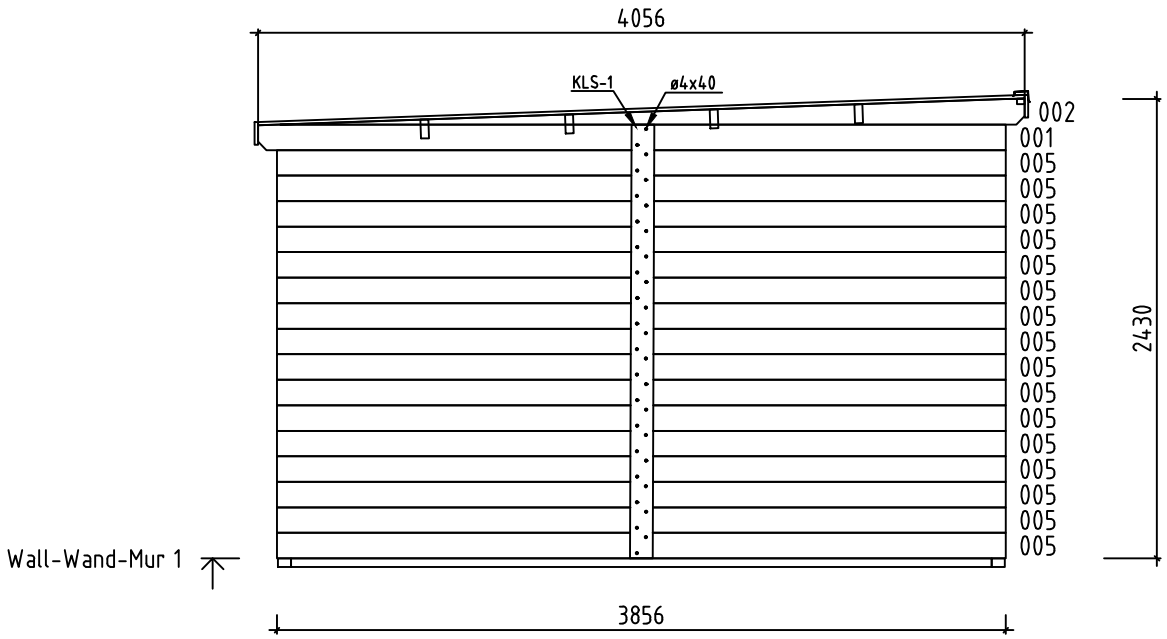

Name-Name-Nom 2818730	Page-Seite-Page 9
View-Aussicht-Vue Wall-Wand-Mur 1	Scale-Maßstab-Echelle 1:40
Material-Material-Matériel 2.8x13.5	Date-Datum-Date 03.03.2023
Drafter-Zeichner-Rédacteur EJ	File

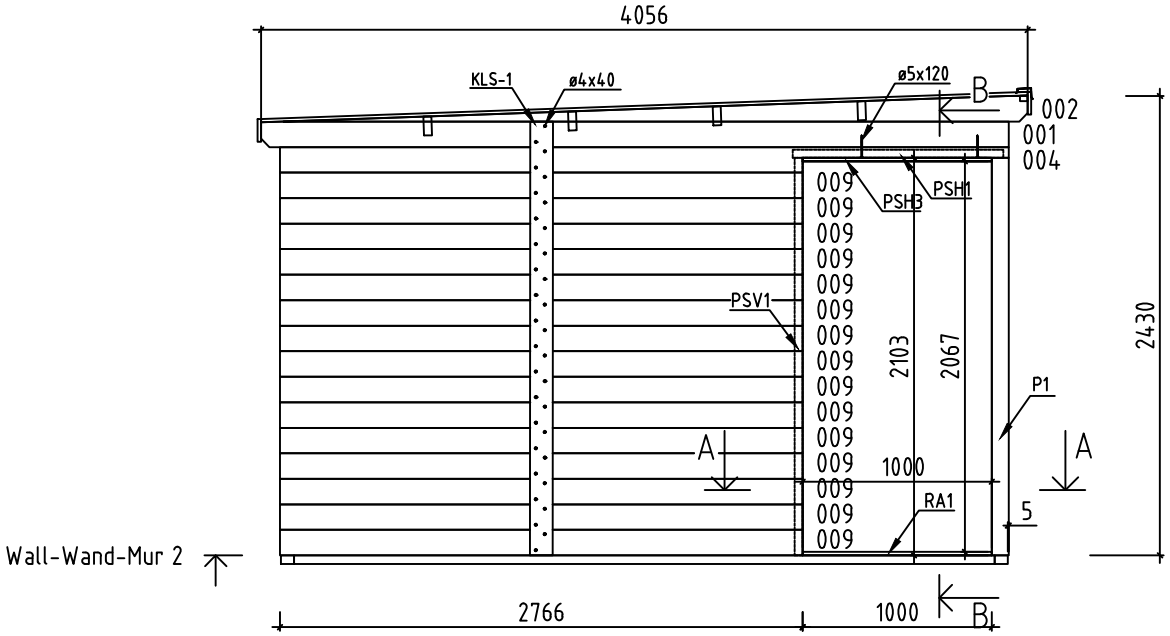

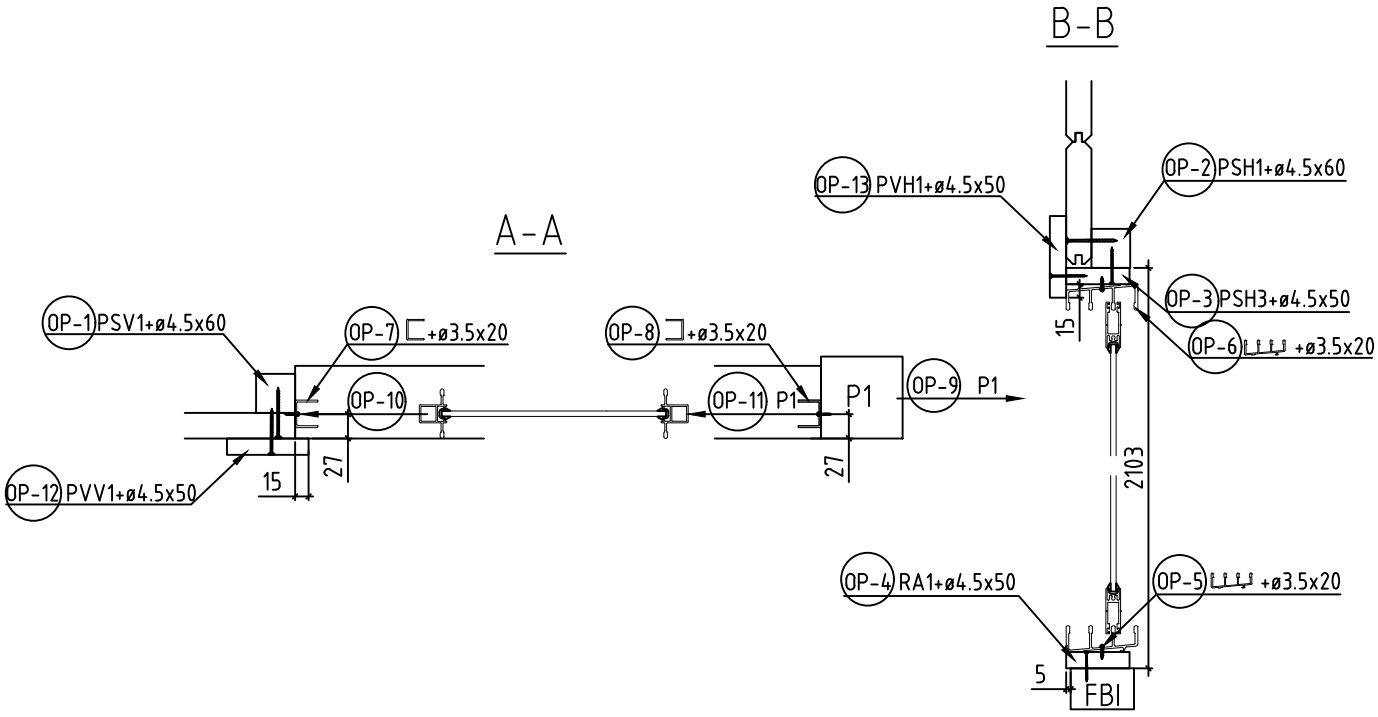

Name-Name-Nom 2818730	Page-Seite-Page 10
View-Aussicht-Vue Wall-Wand-Mur 2	Scale-Maßstab-Echelle 1:40
Material-Material-Matériel 2.8x13.5	Date-Datum-Date 03.03.2023
Drafter-Zeichner-Rédacteur EJ	File

Pos	2818730 Piece list - Stückliste - Liste des pieces	Q.	P (mm)	L (mm)
003	SPARE BEAM-ERZATZBOHLE-FAISCEAU DE RECHANGE	1	28x135	3856
004		1	28x135	3856
005		16	28x135	3856
006		2	28x135	3800
007		17	28x135	3800
008		1	28x135	3800
009		15	28x135	2766
010		15	28x135	1738
W1-1	270 2° 002 001 4056	1		
W2-1	270 2° 002 001 4056	1		
FBI1	FOUNDATION - FUNDAMENT - FONDATION (IMM)	2	70x45	3846
FBI2	FOUNDATION - FUNDAMENT - FONDATION (IMM)	2	70x45	3706
P1	POST - PFOSTEN - POTEAU	1	90x90	2103
RA2	COVERING MOULDING - DECKUNGSPROFIL - PROFILS DE FINITION (IMM)	1	18x70	2000
RA1	COVERING MOULDING - DECKUNGSPROFIL - PROFILS DE FINITION (IMM)	1	18x70	1000
PVH2	FASCIA BOARDS - ZIERLEISTEN - BAGUETTE DE BORDURE	1	90x18	2200
PVH1	FASCIA BOARDS - ZIERLEISTEN - BAGUETTE DE BORDURE	1	90x18	1182
PVV1	FASCIA BOARDS - ZIERLEISTEN - BAGUETTE DE BORDURE	2	90x18	2070
PSH2	FASCIA BOARDS - ZIERLEISTEN - BAGUETTE DE BORDURE	1	43x43	2072
PSH1	FASCIA BOARDS - ZIERLEISTEN - BAGUETTE DE BORDURE	1	43x43	1115
PSH4	FASCIA BOARDS - ZIERLEISTEN - BAGUETTE DE BORDURE	1	18x70	2000
PSH3	FASCIA BOARDS - ZIERLEISTEN - BAGUETTE DE BORDURE	1	18x70	1000
PSV1	FASCIA BOARDS - ZIERLEISTEN - BAGUETTE DE BORDURE	2	43x43	2103
RB1	ROOF BEAM - DACHBALKEN - PANNE DE TOIT 100 3800 100	4	43x140	4056
FR1	RAFTER - DACHSPARREN - CHEVRON	4	43x90	103

Name-Name-Nom 2818730	Date-Datum-Date 03.03.2023	Page-Seite-Page 1/4

Pos	2818730 Piece list - Stückliste - Liste des pieces	Q.	P (mm)	L (mm)
R-1	ROOF BOARDS - DACHBRETTER - VOLIGES 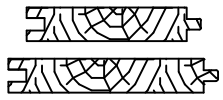 or-oder-ou	46+1 36+1	88x18 114x18	4059
KLS-1	COVERING BOARD - DECKENLEISTEN - PROFILS DE FINITION 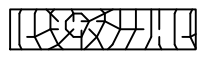	3	18x120	2295
TBE7-1	CORNER FILLET - ECKLEISTE - BAGUETTE DE FIXATION DU ANGLE 	1	18x70	135
TBE7-2	CORNER FILLET - ECKLEISTE - BAGUETTE DE FIXATION DU ANGLE 	2	18x70	2160
TBE7-3	CORNER FILLET - ECKLEISTE - BAGUETTE DE FIXATION DU ANGLE 	1	18x70	2295
TBE8-1	CORNER FILLET - ECKLEISTE - BAGUETTE DE FIXATION DU ANGLE 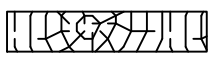	1	18x90	135
TBE8-2	CORNER FILLET - ECKLEISTE - BAGUETTE DE FIXATION DU ANGLE 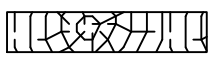	2	18x90	2295
TBE8-3	CORNER FILLET - ECKLEISTE - BAGUETTE DE FIXATION DU ANGLE 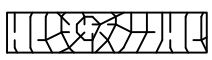	1	18x90	2430
TBE9-1	CORNER FILLET - ECKLEISTE - BAGUETTE DE FIXATION DU ANGLE 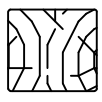	1	43x43	280
TBE9-2	CORNER FILLET - ECKLEISTE - BAGUETTE DE FIXATION DU ANGLE 	2	43x43	2295
TBE9-3	CORNER FILLET - ECKLEISTE - BAGUETTE DE FIXATION DU ANGLE 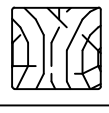	1	43x43	2430
BN-1	SHEET METAL FOR OUTSIDE CORNERS (Dark Gray) - BLECH FÜR AUSSENECKEN (Dunkelgrau) - HABILLAGE MÉTALLIQUE D'ANGLES (Gris foncé) 	1	90x90	135
BN-2	SHEET METAL FOR OUTSIDE CORNERS (Dark Gray) - BLECH FÜR AUSSENECKEN (Dunkelgrau) - HABILLAGE MÉTALLIQUE D'ANGLES (Gris foncé) 	2	90x90	2160
BN-3	SHEET METAL FOR OUTSIDE CORNERS (Dark Gray) - BLECH FÜR AUSSENECKEN (Dunkelgrau) - HABILLAGE MÉTALLIQUE D'ANGLES (Gris foncé) 	1	90x90	2295
GB-1	GABLE MOULDING - GIEBELLEISTE - PLANCHE DE RIVE 	2	18x120	4063
EB-1	EAVES BOARD - TRAUFBRETT - BANDEAU DE TOIT 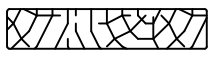	2	18x120	4094
ES-1	ROOF EDGE REINFORCEMENT - DACHRANDVERSTÄRKUNG - CORNIERE DE RENFORT DE BORD DE TOIT 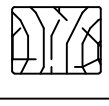	4	30x40	100
ES-2	ROOF EDGE REINFORCEMENT - DACHRANDVERSTÄRKUNG - CORNIERE DE RENFORT DE BORD DE TOIT 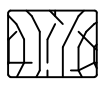	6	30x40	1238
BUN-1	SHEET METAL FOR ROOF COMPLETION (Dark Gray) - BLECH FÜR DACH ABSCHLUSS (Dunkelgrau) - FINITION DU TOIT (Gris foncé) 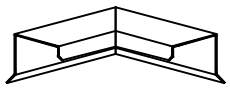	2	72x50	280
BL-1	SHEET METAL FOR ROOF COMPLETION (Dark Gray)- BLECH FÜR DACH ABSCHLUSS (Dunkelgrau) - FINITION DU TOIT (Gris foncé) 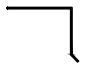	2	72x50	2100
BU-1	SHEET METAL FOR ROOF COMPLETION (Dark Gray)- BLECH FÜR DACH ABSCHLUSS (Dunkelgrau) - FINITION DU TOIT (Gris foncé) 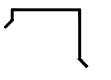	6	72x50	2000
GS-1	ROOFING FELT FILLET - DACHPAPPENLEISTE - BAGUETTE DE FIXATION DU FEUTRE BITUMEUX 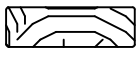	2	18x70	4025
GS-2	ROOFING FELT FILLET - DACHPAPPENLEISTE - BAGUETTE DE FIXATION DU FEUTRE BITUMEUX 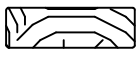	1	18x70	4094
HS	SCREW FOR COVERING BOARD (TBE) - SCHRAUBE FÜR DECKENLEISTEN (TBE) VIS POUR PROFILS DE FINITION (TBE)	40	ø4.5x50	
HS	SCREW FOR DOOR JAMB - SCHRAUBE FÜR TÜRRAHMEN - VIS DE FIXATION POUR MONTANT DE PORTE	7	ø4.5x50	

Pos	2818730 Piece list - Stückliste - Liste des pieces	Q.	P (mm)	L (mm)
HS	SCREW FOR GABLE MOULDING (GB) - SCHRAUBE FÜR GIEBELLEISTE (GB) - VIS DE FIXATION POUR PLANCHE DE RIVE (GB)	16	ø4.5x50	
HS	SCREW FOR COVERING MOULDING - SCHRAUBE FÜR DECKUNGSPROFIL - VIS DE FIXATION POUR PROFILS DE FINITION	28	ø4.5x50	
HS	SCREW FOR EAVES BOARDS (EB) - SCHRAUBE FÜR TRAUFBRETTER (EB) - VIS DE FIXATION POUR BANDEAU DE TOIT (EB)	24	ø4.5x50	
HS	SCREW FOR ROOF EDGE REINFORCEMENT (ES) - SCHRAUBE FÜR DACHRANDVERSTÄRKUNG (ES) - VIS POUR RENFORT DE BORD DE TOIT (ES)	24	ø4.5x50	
HS	SCREW FOR ROOFING FELT FILLET (GS) - SCHRAUBE FÜR DACHPAPPEN- LEISTE (GS) - VIS POUR BAGUETTE FIXATION FEUTRE BITUMEUX (GS)	23	ø4.5x50	
HS	SCREW FOR WALL MOUNTING - SCHRAUBE FÜR WANDMONTAGE - VIS DE FIXATION AU MUR	290	ø4.5x60	
HS	SCREW FOR POST (P) - SCHRAUBE FÜR PFOSTEN (P) - VIS DE FIXATION DES POTEAUX (P)	2	ø4.5x70	
HS	SCREW FOR COVERING MOULDING - SCHRAUBE FÜR DECKUNGSPROFIL - VIS DE FIXATION POUR PROFILS DE FINITION	105	ø4x40	
HS	SCREW FOR RAFTER (FR) - SCHRAUBE ZUR BEFESTIGUNG DACHSPARREN (FR) - VIS POUR CHEVRON (FR)	8	ø5x100	
HS	SCREW FOR Pos.004; 006 - SCHRAUBE FÜR Pos.004; 006, VIS POUR Pos.004; 006	5	ø5x120	
HS	SCREW FOR FUNDAMENT (FBI) - SCHRAUBE ZUR BEFESTIGUNG FUNDAMENT (FBI) - VIS POUR FONDATION (FBI)	8	ø5x120	
HS	SCREW FOR GABLE - SCHRAUBE FÜR GIEBEL - VIS POUR FIXATION DES PIGNONS	8	ø5x120	
HS	SCREW FOR 1. WALL BEAM - SCHRAUBE FÜR 1. BOHLENREIHE - VIS DE FIXATION DES FONDATIONS	10	ø5x100	
HS	SCREW FOR ROOF BEAMS - SCHRAUBE FÜR DACHBALKEN - VIS POUR PANNE DE TOIT	8	ø6x160	
HS	SCREW FOR FIXING ALU PROFILE -SCHRAUBE FÜR BEFISTIGUNG ALU PROFIL- VIS DE FIXATION ALU PROFIL	26	ø3.5x20	
HS	SCREW FOR FIXING ALU PROFILE -SCHRAUBE FÜR BEFISTIGUNG ALU PROFIL- VIS DE FIXATION ALU PROFIL	4	ø3.5x50	
HB	HAMMER BLOCK - SCHLAGHOLZ - CALLE DE FRAPPE	2		
NF	ZN NAIL FOR ROOF - ZN NÄGEL FÜR DACHBRETTER - POINTE POUR TOIT	290	ø2.5x60	
HS	SHEET METAL SCREWS (Dark Gray) - BLECHSCHRAUBEN (Dunkelgrau) - VIS A TOLE (Gris foncé)	81	ø4.8x28	

Pos	2818730 Piece list - Stückliste - Liste des pieces		Q.	P (mm)	L (mm)
	DOOR-TÜR-PORTE, ALU	C	1	1000x2067	
	DOOR-TÜR-PORTE, ALU	R	1	2000x2067	